

# Parker Industrial Hose

Catalog 4800 July 2018



ENGINEERING YOUR SUCCESS.



This QR tag enables you to see additional product and other content on the web using your mobile phone. You will need a QR reader to get started. Please visit [www.mobile-barcode.com/qr-code-software](http://www.mobile-barcode.com/qr-code-software) for more information and a list of QR code readers you can install at no cost.



## WARNING – USER RESPONSIBILITY

**FAILURE OR IMPROPER SELECTION OR IMPROPER USE OF THE PRODUCTS DESCRIBED HEREIN OR RELATED ITEMS CAN CAUSE DEATH, PERSONAL INJURY AND PROPERTY DAMAGE.**

- This document and other information from Parker-Hannifin Corporation, its subsidiaries and authorized distributors provide product or system options for further investigation by users having technical expertise.
- The user, through its own analysis and testing, is solely responsible for making the final selection of the system and components and assuring that all performance, endurance, maintenance, safety and warning requirements of the application are met. The user must analyze all aspects of the application, follow applicable industry standards, and follow the information concerning the product in the current product catalog and in any other materials provided from Parker or its subsidiaries or authorized distributors.
- To the extent that Parker or its subsidiaries or authorized distributors provide component or system options based upon data or specifications provided by the user, the user is responsible for determining that such data and specifications are suitable and sufficient for all applications and reasonably foreseeable uses of the components or systems.



## Parker Safety Guide for Selecting and Using Hose, Tubing, Fittings, Connectors, Conductors, Valves and Related Accessories

Parker Publication No. 4400-B.1

**WARNING: Failure or improper selection or improper use of hose, tubing, fittings, assemblies, valves, connectors, conductors or related accessories (“Products”) can cause death, personal injury and property damage. Possible consequences of failure or improper selection or improper use of these Products include but are not limited to:**

- Fittings thrown off at high speed.
- High velocity fluid discharge.
- Explosion or burning of the conveyed fluid.
- Electrocution from high voltage electric powerlines.
- Contact with suddenly moving or falling objects that are controlled by the conveyed fluid.
- Injections by high-pressure fluid discharge.
- Dangerously whipping Hose.
- Tube or pipe burst.
- Weld joint fracture.
- Contact with conveyed fluids that may be hot, cold, toxic or otherwise injurious.
- Sparking or explosion caused by static electricity buildup or other sources of electricity.
- Sparking or explosion while spraying paint or flammable liquids.
- Injuries resulting from inhalation, ingestion or exposure to fluids.

Before selecting or using any of these Products, it is important that you read and follow the instructions in this Industrial Hose Catalog 4800 and the complete Parker Safety Guide for Selecting and Using Hose, Tubing, Fittings, Connectors, Conductors, Valves and Related Accessories, Parker Publication No. 4400-B.1 (refer to the Safety & Technical Information section of this catalog). No product from any division in Parker Fluid Connectors Group is approved for in-flight aerospace applications. For hoses and fittings used in in-flight aerospace applications, please contact Parker Aerospace Group.

## Offer of Sale

Parker Hannifin Corporation, its subsidiaries or its authorized distributors hereby offer the items described in this document for sale. The provisions in the “Offer of Sale” stated at the end of this catalog govern this offer and its acceptance.

# Industrial Hose Products, Catalog 4800

## Table of Contents

Indices .....	ii
Introduction.....	1
Key Markets & Applications .....	8
Air & Multipurpose Hose and Assemblies .....	19
Aircraft Fueling Hose .....	45
Chemical Hose .....	53
Coolant and Engine Hose.....	65
Dock Hose .....	89
Food & Beverage Hose .....	97
Gasoline Dispenser Hose.....	105
LPG / Propane Hose and Assemblies.....	115
Material Handling / Dredge Hose .....	131
Oilfield Hose .....	149
Petroleum Transport Hose .....	157
PVC Hose and Tubing .....	167
Specialty Hose.....	199
Steam Hose.....	213
Water Hose and Assemblies .....	223
Welding Hose and Assemblies .....	243
Couplings & Equipment .....	259
Safety & Technical Information .....	281
Media Compatibility .....	299

### Hose Selector Guides

at the beginning of each section identify products and provide product overviews.

# Alphanumeric Index by Series

Series	Page(s)	Series	Page(s)	Series	Page(s)	Series	Page(s)	Series	Page(s)
100	170-171	7110	253	7261	63	7777	50	SS200	103
106	172	7114	110	7262	62	8341	137	SS201	133
106 HSG	173	7116M	88	7263	217-218	ES907	142	SS247	135
115	174	7120	251-252	7263E	217-218	ES908	143	SS269	209-210
125	184-185	7121	251-252	7263C	216	EW339	91	SW319	104
126	184-185	7122	129	7264	217-218	EW355	92	SW360	36
128	189	7123	256	7264C	216	EW399	94	SW373	59
160	190	7124	109	7268E	231	EW460	95	SW387	148
161	190	7126	249, 250	7280	107	EW499	96	SW409	141
162	187	7132	117-118, 119	7282	108	EW708	144	SW430	100
164	187	7132XTC	120-121	7284	38	EW709	145	SW569	207-208
167	183	7134	33	7285	215	EWC439	93	SW630	101
202	181	7137	34	7286C	220	GPH	178-179	SW640	99
203	181	7138	140	7288	219	HWR	240	SWC316	162
268	180	7139	51	7293	201	PR	240	SWC316R	162
389	73	7140	52	7301	153	RGR	241	SWC325	163
395	75	7141	247-248	7306E	228	S815	233	SWC609	161
397	74	7142	247-248	7306H	229	SM382	102	SWC609R	161
439	175	7143	235	7308E	35	SS106	125	SWC683	60-61
440	175	7165	211	7311N	156	SS107	165	SWC683G	60-61
450	182	7170	128	7311NXT	156	SS107R	165	SWC693	56
475	197	7172	257	7322	24	SS111	152	SWC693B	57
709	176	7174	113-114	7323	24	SS122	230		
714	177	7175	111-112	7325	227	SS135	134		
715	188	7181	76	7331	155				
6621	87	7186	77	7331XT	155				
6722	78	7187	33	7337	204				
6723	79	7200	221	7337M	205				
6724	80	7200LB	222	7338	206				
6750	81-82	7204	146-147	7360	238				
6751	83-84	7211	30	7363	136				
6823	85	7212	28	7373T	55				
6824	86	7212BL	29	7374	58				
7031(R)	21-23, 251-252	7212GY	29	7385	202				
7055	239	7213E	151	7386	203				
7057	21-23	7216	160	7392	226				
7079	236	7216E	159	7392E	225				
7080	237	7217	160	7393	138				
7081	43	7219	70-71	7395	68-69				
7082	43	7228T	254-255	7396	27				
7083	43	7229T	254-255	7399	72				
7084	41, 42	7231	124	7541	195				
7092	21-22, 39, 40	7232	122-123	7542	196				
7093	21-22, 39	7233	126	7560	191				
7093CW	239	7234	156	7563	192				
7094	25-26	7243	127	7564	193				
7095	25-26	7244	139	7570	194				
7096	21-23	7247	234	7581	186				
7102	32	7251	37	7705	164				
7107	31	7258	232	7775	47				
7108	64	7258BK	233	7776	48				
7109	245-246	7258BL	233	7776CT	49				

## Couplings & Equipment

20	272	COS-K4	276-277
660-T	280	COS-K6	278
670-T	280	HBL-C	272, 273
7610/CS	271	S10143	265
7612	271	S10171	266
7661/LA-FJ	269	S101CS	271
7661/LA-NP	270	S101HY	261
7661/LAR-FJ	270	S101WC	267
7661/LAR-MP	270	S102HY	262
7661/TY-FA	268	S103HY	262
7661/TY-FF	268	S10643	265
7661/TY-FJ	268	S106HY	263
7661/TY-MP	269	S106WC	267
7661/TY-SP	269	S107HY	263
CC	266	S11343	266
CGHBL	272	S113HY	264
COS-K1	274	S139HY	264
COS-K10	279	S1APWC	267
COS-K2	275	SMCP	273

# Alphabetical Index by Application and Name

Description	Page(s)	Series
<b>Air &amp; Multipurpose Hose and Assemblies</b>		
Air Hose – Factory Assemblies .....	39	7092, 7093
ARCTIC EDGE™ Low Temperature Multipurpose Hose .....	32	7102
DAY-FLO® Multipurpose Oil Resistant Hose .....	33	7134, 7187
DRAGON BREATH® Hot Air Blower Hose.....	36	SW360
GRIZZLY™ 500 Multipurpose Hose .....	31	7107
GST® II General Service Hose.....	21-23	7031(R), 7057, 7092, 7093, 7096
Jackhammer Hose – Factory Assemblies .....	43	7081
JIFFY™ Push-On Hose – Factory Coils .....	29	7212BL, 7212GY
JIFFY™ Push-On Multipurpose Hose.....	28	7212
MAXIFLEX® Lightweight Air Hose.....	35	7308E
MPT® II Multipurpose Oil Resistant Hose.....	25-26	7094, 7095
Service Station Hose – Factory Assemblies.....	40	7092
Sledgehammer Hose – Factory Assemblies.....	43	7082, 7083
SUPER MPT® II Multipurpose Oil Resistant Hose .....	27	7396
SUPER-FLEX® GS General Service Air & Water Hose.....	24	7322, 7323
SUPER-LOK GS™ Push-On Hose .....	30	7211
THORO-BRAID® Medium Pressure Wire Braid Multipurpose Hose .....	37	7251
TWINHAMMER™ Air/Water Jackhammer Hose System .....	41-42	7084
WHIPPET® 200 Multipurpose Hose .....	34	7137
YELLOW BIRD® High Pressure Wire Braid Mine and Multipurpose Hose .....	38	7284
<b>Aircraft Fueling Hose</b>		
Deadman Twin Sensing Hose .....	51	7139
GOLD LABEL® Aircraft Fueling Hose.....	47	7775
.....	48	7776
GOLD LABEL® Cold Temperature Aircraft Fueling Hose .....	49	7776CT
GOLD LABEL® Jac-Riser Aircraft Fueling Hose.....	50	7777
Twin Sensing Hose .....	52	7140
<b>Chemical Hose</b>		
Anhydrous Ammonia Hose – Nylon Reinforced.....	62	7262
Anhydrous Ammonia Hose – Stainless Steel Reinforced.....	63	7261
BLUE THUNDER® UHMWPE Chemical Hose .....	55	7373T
FEP Chemical Hose.....	59	SW373
Paint Fluid Hose.....	64	7108
TITANFLEX® Modified XLPE Chemical Hose.....	60-61	SWC683, SWC683G
WILDCATTER® Blue Chemical Hose .....	57	SWC693B
WILDCATTER® Green Corrugated Chemical Hose .....	56	SWC693
WILDCATTER® High Pressure Chemical Hose.....	58	7374

## Alphabetical Index by Application and Name (Continued)

Description	Page(s)	Series
<b>Coolant and Engine Hose</b>		
E-Z FORM™ GS General Service Hose .....	68-69	7395
E-Z FORM™ HT High Temperature Hose.....	72	7399
E-Z FORM™ MP Multipurpose Oil Resistant Hose.....	70-71	7219
Fuel Line/Vapor Emission Hose .....	75	395
Heater Hose.....	76	7181
.....	77	7186
Silicone Charge Air Cooler Hose / 4-Ply Cool Side.....	86	6824
Silicone Charge Air Cooler Hose / 4-Ply Hot Side.....	85	6823
Silicone Coolant / Heater Hose .....	87	6621
Silicone Heater Hose.....	80	6724
Silicone Heater Hose / Heavy Wall.....	79	6723
Silicone Heater Hose / Standard Wall.....	78	6722
Silicone Heater Hose / 3-Ply.....	81-82	6750
Silicone Heater Hose / 4-Ply.....	83-84	6751
SOFT-FLEX™ DEF Dispenser Hose .....	88	7116M
SUPER-FLEX® FL Barrier Fuel Line Hose .....	74	397
SUPER-FLEX® FL-7 Barrier Fuel Line Hose .....	73	389
<b>Couplings &amp; Equipment.....</b>	<b>259-280</b>	
<b>Dock Hose and Assemblies</b>		
Corrugated Flex Barge Dock Hose – Petroleum Service .....	93	EWC439
Heavy Duty Dock Hose – Petrochemical Service .....	94	EW399
Heavy Duty Dock Hose – Petroleum Service .....	91	EW339
.....	92	EW355
Hot Tar & Asphalt Hose.....	96	EW499
Molten Sulphur Dock Hose .....	95	EW460
<b>Food &amp; Beverage Hose</b>		
Brewers Discharge Hose.....	103	SS200
Food Suction Hose.....	100	SW430
Food Suction/Hot Air Blower Hose.....	104	SW319
HARVEST PLUS™ Food Suction Hose .....	102	SM382
TITANFLEX® Food Suction Hose .....	101	SW630
.....	99	SW640
<b>Gasoline Dispenser Hose and Assemblies</b>		
Farm Pump/Gravity Tank Fuel Hose – No Static Wire .....	113-114	7174
Farm Pump/Gravity Tank Fuel Hose – Static Wire .....	111-112	7175
FLEX-EVER™ 2000 Hardwall Gasoline Dispenser Hose .....	107	7280
FLEX-EVER™ Barrier Gasoline Dispenser Hose.....	108	7282
SOFT-FLEX™ 2000 Softwall Gasoline Dispenser Hose.....	110	7114
SUPER-FLEX® 2000 Semi-Hardwall Gasoline Dispenser Hose.....	109	7124

## Alphabetical Index by Application and Name (Continued)

Description	Page(s)	Series
<b>LPG/Propane Hose and Assemblies</b>		
LP Gas Hose – UL21, CSA 8.1 Type I.....	117-118	7132
.....	122-123	7232
LP Gas Hose – UL21, CSA 8.1 Type I – Factory Assemblies.....	119	7132
.....	123	7232
LP Gas Hose – UL21, CSA 8.1 Type I Stainless Steel Reinforced.....	124	7231
.....	126	7233
LP Gas Hose – UL21 Stainless Steel Reinforced, Textile Cover.....	127	7243
LP Gas Hose – UL569, CSA 8.1 Type I.....	128	7170
LP Gas Hose – ISO, Static Wire.....	125	SS106
LP Gas Vapor Hose.....	129	7122
X-TREME™ Low Temperature LP Gas Hose – UL21, CSA 8.1 Type I.....	120-121	7132XTC
X-TREME™ Low Temperature LP Gas Hose – UL21, CSA 8.1 Type I – Factory Assemblies.....	121	7132XTC
<b>Material Handling/Dredge Hose</b>		
Corrugated Rock Dust Hose.....	138	7393
DAY-LITE® Corrugated Material Handling Hose.....	137	8341
Deadman Twin Sensing Hose.....	140	7138
Dredge Sand Suction Hose.....	144	EW708
.....	145	EW709
Dredge Sleeve.....	142	ES907
GOLIATH™ High Pressure Grout Placement Hose.....	133	SS201
Heavy Duty Dredge Sleeve.....	143	ES908
MPW-1000® High Pressure Wire Braid Multipurpose Hose.....	146-147	7204
Sand Blast Hose.....	139	7244
Sand Recovery Hose – Suction/Vacuum.....	141	SW409
SUPER-FLEX® Corrugated Material Handling Hose.....	136	7363
WILDCATTER® Hot Tar Hose.....	148	SW387
WILDCATTER® Material Handling Hose.....	134	SS135
.....	135	SS247
<b>Oilfield Hose</b>		
High Pressure Jetting Hose.....	152	SS111
WILDCATTER® BS & W™ Corrugated Vacuum Hose.....	151	7213E
WILDCATTER® Hot Oiler Hose.....	153	7301
WILDCATTER® Multipurpose Fracking Hose.....	155	7331, 7331XT
.....	156	7311N, 7311NXT
WILDCATTER® Slim Hole Rotary Drill Hose.....	154	7234

## Alphabetical Index by Application and Name (Continued)

Description	Page(s)	Series
<b>Petroleum Transport Hose</b>		
Arctic Translite® Low Temperature Corrugated Tank Truck Hose.....	163	SWC325
GREEN LABEL™ Corrugated Tank Truck Hose .....	164	7705
TITANFLEX® Corrugated Tank Truck Hose.....	161	SWC609, SWC609R
TRANSLITE® Tank Truck Hose .....	160	7216, 7217
WILDCATTER® Corrugated Petroleum Transport Hose .....	162	SWC316, SWC316R
WILDCATTER® Petroleum Discharge Hose.....	165	SS107, SS107R
WILDCATTER® Tank Truck Hose .....	159	7216E
<b>PVC Hose and Tubing</b>		
DYNAFLEX™ Clear PVC Corrugated Suction Hose .....	192	7563
DYNAFLEX™ PVC Suction Hose .....	193	7564
.....	194	7570
DYNAFLEX™ PVC Standard Duty Suction Hose .....	191	7560
Fire Extinguisher and Booster Hose.....	183	167
GULLY WASHER® Medium Duty Lay Flat PVC Water Discharge Hose.....	196	7542
GULLY WASHER® Standard Duty Lay Flat PVC Water Discharge Hose.....	195	7541
NEXAQUA PVC Potable Water Hose .....	187	162, 164
NEXAQUA PVC Water Hose .....	190	160, 161
NEXBRAID® Clear PVC Hose.....	184-185	125, 126
NEXBRAID® PW PVC Potable Water By-Pass Hose.....	189	128
NEXCLEAR® Clear PVC Tubing .....	170-171	100
NEXCOL General Purpose PVC Tubing .....	172	106
NEXCOL HSG Aeration PVC Tubing .....	173	106 HSG
NEXPRIME T Fuel Grade Tubing.....	174	115
NEXSPRAY PVC Spray Hose .....	180	268
NEXSPRAY U Urethane/PVC Spray Hose.....	181	202, 203
NEXSYN F65 EPDM/TPV Tubing.....	177	714
NEXSYN G55 General Purpose EPDM/TPV Tubing.....	176	709
NEXSYN H61 EPDM/TPV Hose.....	188	715
NEXVA EVA Hose.....	182	450
NEXVA T EVA Tubing.....	175	439, 440
NEXWRAP Spiral Wrap Chafe Guard .....	197	475
PVC General Purpose Hose .....	178-179	GPH
THORO-BRAID® Clear PVC Hose .....	186	7581
<b>Specialty Hose</b>		
ARMADA® Marine Multipurpose, Fuel Fill/Vent and Hardwall Wet Exhaust Hose .....	207-208	SW569
Hardwall Furnace Door Coolant Hose .....	203	7386
Marine Softwall Wet Exhaust Hose.....	209-210	SS269
Nonreinforced Conduit Hose.....	206	7338
Oxygen Charging Hose .....	201	7293
Reinforced Conduit Hose .....	204	7337
.....	205	7337M
Softwall Furnace Door Coolant Hose .....	202	7385
WAVEMASTER™ Marine Barrier Fuel Line/Vent Hose .....	211	7165



## Alphabetical Index by Application and Name (Continued)

Description	Page(s)	Series
<b>Steam Hose</b>		
DRAGON BREATH® 250 Oil Resistant Steam Hose .....	219	7288
DRAGON BREATH® Chlorobutyl Compact Steam Hose .....	220	7286C
DRAGON BREATH® II Chlorobutyl Barber Pole Steam Hose .....	215	7285
Hydrocarbon Drain Hose .....	221	7200
Large Bore Hydrocarbon Drain Hose .....	222	7200LB
STEAM-LANCE® 250 EPDM Compact Steam Hose.....	216	7263C, 7264C
STEAM-LANCE® 250 EPDM Steam Hose.....	217-218	7263(E), 7264
<b>Water Hose and Assemblies</b>		
Black Molded PVC Strain Relievers/Bend Restrictors .....	233	S815
BLUE RIBBON® Pressure Washer Hose.....	234	7247
Contractor's Water Hose – Factory Assemblies.....	239	7055, 7093CW
DAY-FLO® EPDM Heavy Duty Water Discharge Hose .....	229	7306H
ECW™ Economy White Washdown Hose .....	236	7079
EPDM Water Discharge Hose .....	228	7306E
HDW™ Heavy Duty White Creamery Washdown Hose .....	237	7080
HURRICANE™ Pressure Washer Hose .....	232	7258
HURRICANE™ Pressure Washer Hose – Factory Assemblies.....	233	7258BK, 7258BL
Lightweight High Pressure Water Jetting Hose .....	230	SS122
Premium Contractor's Water Hose – Factory Assemblies .....	240	PR
Premium Hot Water Hose – Factory Assemblies .....	240	HWR
Premium Rubber Garden Hose – Factory Assemblies .....	241	RGR
PWD™ High Pressure Washdown Hose .....	235	7143
STINGER™ II High Pressure Mine and Multipurpose Hose .....	231	7268E
SUPER-FLEX® EPDM Heavy Duty Water Suction Hose .....	227	7325
SUPER-FLEX® EPDM Water Suction Hose.....	226	7392
.....	225	7392E
White Washdown Hose.....	238	7360
<b>Welding Hose and Assemblies</b>		
Cable Cover Hose.....	257	7172
Grade R Single Line Welding Hose .....	251-252	7120, 7121, 7031R
Grade T Single Line Welding Hose .....	247-248	7141, 7142
Inert Gas Hose.....	256	7123
SIAMEEZ® Grade R Twin Line Welding Hose.....	249	7126
SIAMEEZ® Grade R Twin Line Welding Hose – Factory Assemblies.....	250	7126
SIAMEEZ® Grade RM Twin Line Welding Hose .....	253	7110
SIAMEEZ® Grade RM Twin Line Welding Hose – Factory Assemblies.....	253	7110
SIAMEEZ® Grade T Twin Line Welding Hose.....	245	7109
SIAMEEZ® Grade T Twin Line Welding Hose – Factory Assemblies .....	246	7109
Welding and Scarfing Hose .....	254-255	7228T, 7229T



# Introduction



# Your Partner for Motion Control Solutions

Parker Hannifin is a global Fortune 250 company and the world's leading supplier of motion control products, systems and solutions. The corporation posts over \$14 billion in annual sales and delivers hydraulic, pneumatic, electromechanical, fluid connector and filtration technology to more than 13,000 worldwide distribution and MRO outlets.



Parker's extensive product lines encourage single-sourcing of fluid and material transfer, fluid power and motion control applications, and Parker's state-of-the-art solutions—such as integrated systems, kitting services and standard and customized products—are supported by superior application engineering and technical expertise.

With global headquarters in Cleveland, Ohio, and manufacturing and distribution facilities located strategically throughout North America, South America, Europe and Asia-Pacific, Parker is truly a global partner. Parker is listed on the New York Stock Exchange (NYSE) as PH.



## Parker's Industrial Hose Solutions

Parker's industrial hose solutions are the preferred choice for transferring abrasive materials, acid and chemicals, air, compressed gases, food, fuel, oil, steam, welding gases, water and many other materials. We manufacture a variety of hoses with covers that are resistant to abrasion, chemicals, flame, heat, oil, ozone, ultraviolet light and weathering. Our products provide value through robust performance and long service life.

### Markets

- Agriculture
- Aviation
- Construction
- Food & Beverage
- General Industrial
- Marine
- Material Handling
- Military
- Mobile Equipment
- Oil and Gas
- Petrochemical
- Transportation

### Capabilities

<b>Rigid Mandrel Hose</b>	1/2" to 8-5/8" ID
<b>Flex- and Non-Mandrel Hose</b>	3/16" to 1-1/2" ID
<b>Custom Made Hose</b>	1" to 36" ID
<b>Fluoropolymer Hose</b>	1" to 4" ID
<b>Silicone Hose</b>	1/4" to 4" ID; shapes
<b>Food and Beverage Hose</b>	1" to 4" ID
<b>PVC Hose</b>	3/16" to 8" ID
<b>PVC Tubing**</b>	1/16" to 2" ID
<b>PVC Continuous Lengths</b> <i>(Selected Hose)</i>	To 1,500 ft.
<b>PVC Continuous Lengths</b> <i>(Selected Tubing)</i>	To 10,000 ft.

\*\* Includes standard and insulated bundles, communication/control wires, formed hose, bonded/welded multi-line ribbons



### Market-Oriented Position

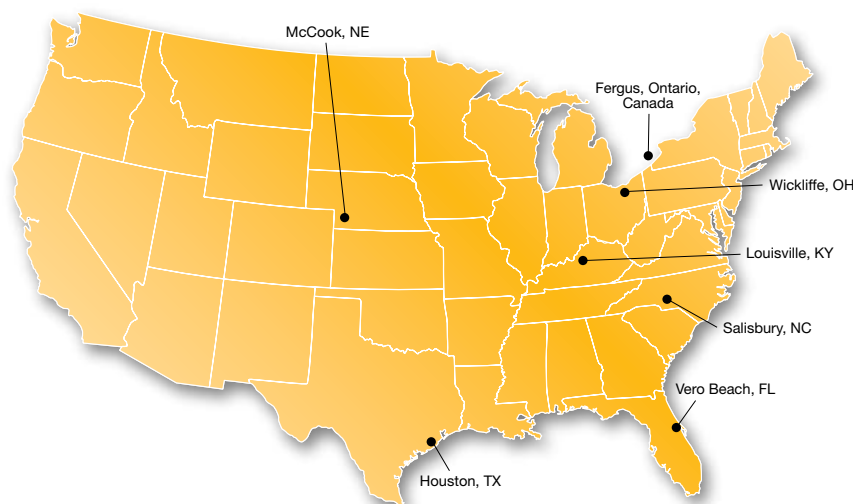
Parker penetrates new markets with new capabilities, products and services, leveraging our corporate economic power to pursue a program of aggressive, synergistic growth. These initiatives enable Parker to participate more fully in existing markets and establish a commanding position in emerging markets.

- Institution of Select Hose Assembly Fabricator programs for aircraft fueling hose, anhydrous ammonia hose and LPG/propane hose
- Development of breakthrough technologies, such as ceramic-lined Cergom™ hose for extremely abrasive materials

- Introduction of innovative products, such as ultra-flexible E-Z Form™ hose for coolant and oil suction/transfer service:

- *Handles extreme bends while allowing full-flow, kink-free performance*
- *Replaces formed hoses in many applications*
- *Eliminates special tooling costs and orders for minimum production quantities*
- *Minimizes potential leak points created by multiple hose/tubing system connections*

The acquisition of the Titan Industries and Nexgen® PVC hose and tubing product lines have complemented our legacy product lines, bridging gaps in the product offering and strengthening our overall market position.



### Manufacturing and Distribution Centers

Parker has strategically placed industrial hose manufacturing capabilities and distribution centers throughout the USA and Canada:

Site	Primary Products
Wickliffe, Ohio	Headquarters
McCook, Nebraska	Air & Multipurpose, Garden, LPG, Welding Hose
Salisbury, North Carolina	Custom Made Hose
Vero Beach, Florida	Chemical, Marine, Oilfield, Petroleum Hose
Houston, Texas	Distribution Center
Louisville, Kentucky	Distribution Center
Fergus, Ontario, Canada	PVC/Thermoplastic Hose and Tubing

*Parker facilities are certified to ISO 9001-2008.*

## Circle of Safety

When hose assemblies must operate under high pressures or in critical applications, crimping is recommended over bands or clamps to attach couplings. The Circle of Safety program enables selection of the most appropriate hose, crimp couplings and fabrication methods to ensure that a hose assembly meets the maximum rated working pressure and design factor of the hose.



Parker tests and qualifies crimp specifications, then enters them into CrimpSource®, a real-time online database accessible through [www.parker.com/crimpsource](http://www.parker.com/crimpsource). And as Parker adds new hoses to its product offering, they are tested, qualified with appropriate couplings then added to the CrimpSource database. Additional crimp specifications are established based upon an easy distributor-request procedure, also accessible through CrimpSource.

The Parker Circle of Safety program was the first to recognize and address the exorbitant costs of industrial hose litigation. Although organizations such as NAHAD, in cooperation with Parker and other industry leaders, have established basic hose assembly design and fabrication training programs, there are few comprehensive industrial hose assembly safety standards similar to those established for high-pressure hydraulic hose applications. Because many suppliers in this industry manufacture only one hose assembly component—hose,

couplings or attachment devices—there is great risk for a hose assembly failure due to mismatched or unqualified components. The innovative Parker Circle of Safety program was the first to build a tested and validated link between the component supplier (Parker), the distributor/ fabricator and the end-user of the industrial hose assembly. No more mixing and matching of components means no more worries. Parker is the preferred single-source for safe and reliable hose assembly solutions in a wide range of applications and markets.

## Industry Organizations

Parker is well represented and has a strong voice in key industrial hose organizations.



### Association for Rubber Products Manufacturers (ARPM)

In 2010 Parker transferred its membership from the Rubber Manufacturers Association (RMA) when the Elastomerics Products Group of the RMA formed the ARPM, a separate and distinct organization focusing on hose, belting, molded products, seals and related rubber products and markets. Refer to the Safety and Technical Information section of this catalog for ARPM contact and ordering information.



### **NAHAD (Association for Hose and Accessories Distribution)**

Parker continues a proud legacy, through acquisition of Dayco and Titan, as a charter member of NAHAD, one of the industry's oldest and most respected organizations. Parker supports the NAHAD Industrial Hose Assembly Specification Guidelines, which were established by NAHAD member volunteers. The guidelines provide performance recommendations for the specification, design and fabrication of hose assemblies and set a benchmark in our industry for quality, reliability and safety.

## **Parker Select Hose Assembly Fabricators**

Some industrial hoses, due to the inherently dangerous nature of the media—or the distributor experience and expertise required—are available in bulk only to select distributors. As part of our commitment to safety, Parker has established Select Hose Assembly Fabricator (SHAF) programs for these products.

Parker SHAFs must undergo rigorous training, maintain detailed documentation, and invest in appropriate assembly equipment and inventories. Parker SHAF classifications are currently established for Aircraft Fueling Hose, Anhydrous Ammonia Hose and LPG/Propane Hose. Distributors interested in participation should contact Parker.



## **PVC/Thermoplastic Hose & Tubing**

Parker offers a broad line of standard and custom thermoplastic hose and tubing—including our Nexgen products—to meet the constantly changing requirements of diverse marketplaces. From design, development and production to inventory and shipment, we apply our experience and dedicated processes to deliver hose and tubing solutions. Most low pressure thermoplastic hose and tubing (primarily PVC, but also EVA, PU, TPR and blends) is designed

to handle air, mild chemicals and water to take advantage of abrasion and ultraviolet light resistance, and coloration and lightweight characteristics of thermoplastic materials. We offer traditional hose and tubing and a wide variety of custom made products, many of which meet industry standards such as FDA, NSF and USP, IAPMO and UL. Refer to the PVC section of this catalog for specific product information.

# Custom Made Hose (CMH)

Custom Made Hose applications are found in almost every industry, usually requiring special tube and cover compounds or thicknesses, large inside diameters (to 36" ID), and built-in nipples and flanges or soft cuff ends. Parker is the largest full-service Custom Made Hose supplier in the United States, with our master manufacturing location in Salisbury, North Carolina. We specialize in designing and fabricating application-engineered hoses and assemblies, relying on our extensive experience in the art and science of hose design, engineering, materials and production.

Our experienced hose designers determine the unique requirements of the application and design a hose solution suited for the specific circumstances. Utilizing computer-controlled lathes that ensure consistent wrap pressure and material overlap, our master hose builders complete the project by integrating traditional hand-built hose craftsmanship with modern technology to fabricate an assembly capable of performing in the most demanding applications.

## CMH Design Capabilities

Virtually any feature of a Custom Made Hose can be modified to meet your specific requirements, such as:

- Bend radius
- Cover color and finish  
(*corrugated, gimbel, smooth*)
- End fittings/connections
- Inside and outside diameters  
(*see previous Capabilities table*)
- Length (see table below)
- Materials (tube and cover)
- Tube thickness
- Weight
- Working pressure

## CMH Size Capabilities

Hose ID	Manufactured Length
1" to 36"	Any length to 50 ft. maximum

## Industries/Applications

Applications requiring Custom Made Hose can be found in nearly every industry, including:

- Bulk hauling
- Chemical plants
- Concrete plants
- Construction sites
- Dock facilities
- Dredge operations
- Foundries
- Manufacturing plants
- Mining and mineral processing
- Military
- Paper mills
- Power plants
- Refineries
- Sand and gravel plants
- Sewage treatment plants
- Steel mills



Dredging



Dock Unloading



Concrete Unloading



### Cergom Hose

Cergom hose is a special category of Custom Made Hose, featuring a tube comprised of highly abrasion-resistant hexagonal ceramic tiles for extreme applications. The hose is suitable for compressed air and vacuum conveying systems for highly abrasive materials, such as ceramic powders, coal powders, dry cement, fly ash, glass fibers and minerals in applications such as ceramic/glass works, insulating material manufacturing, mining and steel mills. The unique construction typically provides service life many times longer than traditional rubber material handling hose.



### Custom Made Hose Product Information

Popular Custom Made Hose products are located in the Dock Hose and Material Handling/Dredge sections of this catalog. Refer to those sections for specific product information, or contact Parker for other inquiries.

#### CMH Packaging & Shipping

Drop-shipping bulky, cumbersome and heavy Custom Made Hose is not a problem with special protective bales, crates and slat packaging available to ensure undamaged delivery.

#### Custom Made Hose Engineering & Quotation Hotline

Critical inquiries require immediate responses for technical service and pricing. Parker's toll-free Custom Made Hose hotline provides access to our experienced and savvy product designers who will assist you with application recommendations, designs and quotations.

**800-783-3922**

9:30AM - 6:30PM *Eastern Time*

**ihpquote@parker.com**

## Customer Service, Sales and Online Support

Parker provides significant customer support through live, toll-free nationwide Customer Service availability twelve hours per workday, as well as through Parker regional industrial hose sales specialists and local Fluid Connectors sales representatives, product sales managers and engineers.

#### Toll-Free Customer Service

8:00AM - 8:00PM *Eastern Time*

■ 866-810-HOSE (4673)

■ 800-242-HOSE (4673)

#### Email

■ [indhose@parker.com](mailto:indhose@parker.com)

#### Website

Visit [www.parker.com/crimpsource](http://www.parker.com/crimpsource)

The Parker website provides online product support and resources.

It contains:

- Product information
- Product selector
- Circle of Safety distributor locator
- CrimpSource® crimp specifications
- Technical resources
- Literature downloads and ordering
- Industrial hose news and events

# Construction

From Clearing, Building and Landscaping to Paving, Curbing and Striping...

## Parker Provides a Complete Package of Industrial Hose to Meet Construction Project Requirements

Build. Maintain. Refurbish. Raze. Replace. No matter where you are in the life cycle of your construction projects, highly engineered Parker industrial hose supplies optimal performance and maximum service life.



### End Customers/Users

High volume users of industrial hose include:

- Asphalt plants
- Building contractors
- Construction contractors
- Equipment rental companies
- Government maintenance departments (state, county, municipal)
- Landscaping companies

### Typical Hose Applications

- Air tools
  - Standard and heavy duty air hose to connect a compressor to an air tool; silica dust suppression
- Dry cement delivery & concrete placement
  - High temperature hose to connect an air compressor to the cargo bay of a bulk transport truck
  - Low pressure hose to load and unload dry abrasive binder materials
  - Low pressure water hose to hydrate dry, abrasive binder materials
  - High pressure hose to supply dry and wet concrete, gunite and grout to the work area
  - Material handling hose to evacuate debris and rock dust
  - Low and high pressure water hose for washdown or cleaning
- Engine service
  - Rubber hose for coolant, heating and fuel systems
  - Silicone hose for extremely high temperature coolant systems
- Fuel delivery and dispensing
  - Bulk transfer hose to load and unload transport trucks
  - Low pressure hose to dispense fuel to mobile equipment
- Highway maintenance and repair
  - High temperature hose to load and unload hot tar and asphalt from transport trucks
  - High temperature, high pressure hose to connect to hot tar applicator wands
  - Portable LPG/propane heaters
- Infrastructure maintenance and repair
  - Standard and heavy duty hose to connect a compressor to an air tool or blasting equipment
  - Sand blast hose, for cleaning and prepping surfaces
  - Spray hose for landscaping chemicals and water
  - Welding hose for cutting, joining and scarfing metal
- Water transfer and dewatering
  - Suction and discharge hose connected to a pump to supply or remove water
  - Silica dust suppression
- Custom Made Hose
  - Material handling, petroleum and water — for suction and discharge
  - Variety of hose materials, constructions, performance capabilities and end styles
  - 1" to 36" ID
  - Contact Parker for more information

## Suggested Parker Industrial Hose<sup>†</sup>

Application/Popular Ingredients & Media	Primary Product Series
<b>Asphalt Plants</b>	
Debris & rock dust vacuum	7363, 7393, 8341
Fueling trucks, discharge	SS107, SS107R
Fueling trucks, suction & discharge	7216E, SWC609, SWC609R
Hot tar & asphalt	7204, SW387
<b>Dry Cement Delivery &amp; Concrete Placement</b>	
Dry cement	SS247
Hot air & bulk transport trucks	SW360
Concrete	SS201
Debris & rock dust vacuum	7363, 7393, 8341
Washdown, high pressure	7258*, 7268E
Washdown, low pressure	7055*, 7092, 7093*, PR*
<b>Equipment Maintenance</b>	
Engine repair & service	<i>Rubber:</i> 389, 395, 397, 7181, 7186, 7219, 7395 <i>Silicone:</i> 6621, 6722, 6723, 6724, 6750, 6751, 6823, 6824
Fueling dispensers/oil transfer	7175*/ 7094, 7107
Fueling trucks, discharge	SS107, SS107R
Fueling trucks, suction & discharge	7216E, SWC609, SWC609R
<b>Framing &amp; Roofing</b>	
Air tools, standard duty	7211, 7212
Compressors	7092*, 7093*, 7107, 7251, 7284, 7308E
Natural gas & propane heaters	7132*
<b>Highway Maintenance</b>	
Crack & road sealing	7204, SW387
Landscape rehabilitation	202, 203, 268, 7092, 7093
Paint stripping	7108, SWC693
Resurfacing, LPG/propane	7132*, 7232*
<b>Infrastructure Repair</b>	
Air tools, heavy duty	7081*, 7082*, 7083*, 7084*, 7092
Sand blast	7138, 7244, SW409
Welding & scarfing	7109*, 7126*
<b>Water Transfer &amp; Dewatering</b>	
Dust suppression	7084*, 7092, 7093, 7268E
Large diameter discharge	7306E, 7541, 7542
Large diameter suction & discharge	7392E, 7560
Potable water bypass	128
Washdown, high pressure	7258*, 7268E
Washdown, low pressure	7055*, 7092, 7093*, PR*

\* Also available from stock as factory assemblies in popular configurations

<sup>†</sup> The user is solely responsible for making final selection of any products used. For more specific information, contact your Parker Industrial Hose distributor, or visit [parker.com](http://parker.com).



# Government/Maintenance & Repair STATE•COUNTY•MUNICIPAL

From State Highway Improvement Projects to the Upkeep of Local Parks...

## Parker Provides a Complete Package of Industrial Hose to Meet Maintenance & Repair Requirements

Taxes pay for many important public services provided by state and local governments. Parker industrial hose supports the common good by providing exceptional performance and long service life to help keep equipment humming, people working and the public supplied with the best value for its investment.

### Where to Sell: Government Maintenance and Repair Departments

High volume users of industrial hose include:

- Equipment maintenance/service garages
- Fire response
- Landscaping & parks
- Roads, streets & highways
- Sewer & water

### Typical Hose Applications

- Air tools
  - Standard and heavy duty air hose to connect a compressor to an air tool; silica dust suppression
- Engine/fleet service
  - Rubber hose for coolant, heating and fuel systems
  - Silicone hose for extremely high temperature coolant systems
- Fire suppression
  - Water suction and supply hose for fire trucks
- Fuel dispensing
  - Diesel and gasoline hose to dispense fuel to fleet vehicles and mobile equipment
- Landscaping (golf courses, parks, public buildings & grounds)
  - Fertilizer, herbicide and pesticide spraying
  - Leaf collection
  - Watering
- Road maintenance and repair
  - De-icing and pre-treatment
  - High temperature hose to load and unload hot tar and asphalt from transport trucks
  - High temperature, high pressure hose to connect to hot tar applicator wands
  - Material handling hose to evacuate debris from sewer lines
  - Portable LPG/propane heaters
- Water transfer and dewatering
  - Bypass hose for potable water
  - Low and high pressure water hose for washdown or cleaning
  - Suction and discharge hose connected to a pump to supply or remove water
  - Silica dust suppression



## Suggested Parker Industrial Hose<sup>†</sup>

Application/Popular Ingredients & Media	Primary Product Series
<b>Equipment Maintenance/Service Garages</b>	
Engine repair & service	<i>Rubber:</i> 389, 395, 397, 7181, 7186, 7219, 7395 <i>Silicone:</i> 6621, 6722, 6723, 6724, 6750, 6751, 6823, 6824
Fuel dispensers/oil transfer	7282*/7094, 7107
Welding & scarfing	7109*, 7126*
<b>Fire Apparatus</b>	
Water suction & supply	7325
<b>Landscaping</b>	
Fertilizer, herbicides & pesticides	202, 203, 268, 7092, 7093, GPH
Watering	7055*, 7092, 7093, RGR*
<b>Road Maintenance</b>	
Air tools	7081*, 7082*, 7083*, 7084*, 7092
Compressors	7092*, 7093*, 7107, 7251, 7284, 7308E
Crack repair & road sealing	7204, SW387
De-icing & pre-treatment	7092, 7093
Dust suppression	7084*, 7092, 7093, 7268E
Leaf collection	8341; Custom Made (contact Parker)
Paint striping	7108, SWC693
Potable water bypass	128
Resurfacing, LPG/propane	7132*
Washdown, high pressure	7258*, 7268E
Washdown, low pressure	7055*, 7092, 7093*, PR*
<b>Sewer &amp; Water</b>	
Debris vacuum	7363, 7393, 8341
Large diameter discharge	7306E, 7541, 7542
Large diameter suction and discharge and discharge	7392E, 7560
Washdown, high pressure	7258*, 7268E
Washdown, low pressure	7055*, 7092, 7093*, PR*

\* Also available from stock as factory assemblies in popular configurations

<sup>†</sup> The user is solely responsible for making final selection of any products used. For more specific information, contact your Parker Industrial Hose distributor, or visit [parker.com](http://parker.com).



# Refinery Market

From Aggressive Chemical to Scalding Steam Applications...

## Parker Provides a Complete Package of Industrial Hose to Meet Refinery Requirements

Refineries are complex and functionally rigorous operations that greatly value safety, efficiency and uptime. Parker supports all of these initiatives with highly engineered, high quality industrial hose.


All designated Parker Refinery Market hoses are ozone and abrasion resistant to withstand prolonged exposure to the elements, and are qualified with permanent crimp couplings—tested and validated by Parker. *Parker industrial hose assemblies provide a safe and secure connection and a robust service life.*

### Suggested Parker Industrial Hose<sup>†</sup>

Application/Popular Ingredients & Media	Primary Product Series
<b>Chemical Suction &amp; Pressure/Discharge Service</b>	
Bulk loading/unloading, in-plant transfer	7373T, SWC693, SWC693B
Hot sulfur	SW360
Hot tar & asphalt	SW387, EW499
<b>General/Multipurpose Air, Oil &amp; Water Service</b>	
Air tools, compressors, shop air	7031, 7057, 7092,* 7093, 7096, 7211, 7212
Lubrication systems, oil transfer	7094, 7212
<b>Nitrogen Service</b>	
Purge lines	7057, 7096
<b>Petroleum Suction &amp; Pressure/Discharge Service</b>	
Bulk loading/unloading, in-plant transfer	7216, 7216E, SWC609, SWC609R
Biodiesel (to B100)	7705
<b>Steam Service</b>	
Process equipment, cleaning equipment, storage tanks & railcars	7263, 7263C, 7264, 7264C, 7285, 7286C, 7288
<b>Hydrocarbon Drain Service</b>	
Evacuating hot petrochemical residue	7200, 7200LB

\* Also available from stock as factory assemblies in popular configurations

† The user is solely responsible for making final selection of any products used. For more specific information, contact your Parker Industrial Hose distributor, or visit [parker.com](http://parker.com).



## Typical Hose Applications

- Chemical suction & pressure/discharge service
  - Compatible with virtually all chemicals commonly produced or used in refineries
  - Elevated temperature capabilities, for high temperature media such as hot sulfur
  - Transfer service between process equipment, tanks and vessels
  - Bulk loading and unloading
  - Several sizes/inside diameters for optimal volume/flow
  - Lightweight; corrugated outer profile for flexibility and easy handling
  - Blue or green color-coding for instant identification
- General purpose air, oil & water service
  - Low pressure hose to connect air tools or shop air to a compressor or plant air system
  - Low and high pressure water hose for washdown or cleaning
  - Oil resistant hose for lubrication systems and oil transfer service
  - Several hose colors for instant identification of designated service lines
- Nitrogen service
  - Low pressure hose to supply inert nitrogen gas to purge process equipment
  - Blue or yellow color-coding for instant identification
- Petroleum suction & pressure/discharge service
  - Compatible with crude oil and virtually all refined fuels commonly produced or used in refineries
  - Selected hoses convey biodiesel to B100 in dedicated service
  - Transfer service between process equipment, tanks and vessels
  - Bulk loading and unloading
  - Several sizes/inside diameters for optimal volume/flow
  - Lightweight; corrugated outer profile available for increased flexibility and easy handling
  - Black or red color-coding for instant identification
- Steam service
  - Wire reinforced flexible rubber hose to connect to plant steam system
    - *to charge materials moving through process equipment*
    - *to clean process equipment, storage tanks, vessels and railcars*
  - Available hose constructions‡
    - *standard black EPDM rubber*
    - *premium black chlorobutyl rubber*
    - *red/black barber pole EPDM rubber for instant identification from great distances and any line of sight*
    - *red chloroprene rubber for maximum oil resistance*
- Hydrocarbon drain service
  - Small diameter wire reinforced, and large diameter textile reinforced rubber hose to evacuate hot petrochemical residue from piping, process equipment, storage tanks, vessels and railcars
  - Distinctive blue/green color-coding for instant identification

‡ Qualified with specially designed maintenance-free permanent crimp steam hose fittings



Contact Parker for additional Market & Application information.

## Industry and/or Governmental Standards

Parker industrial hose meets a variety of industry and/or governmental specifications and standards. Data in the following table is incorporated in the Hose Selector Guides at the beginning of product sections of this catalog.

### Series by Industry and/or Governmental Standard

Industry Stds*	ABYC	ANSI/NSF		API/IP (EI)		ARPM		ASME	BS/EN	CARB	CE	CGA	CSA	EPA	EU	FDA	
		51	61	1529	IP-7	IP-14	1361										E-1
Hose Series	7165	100	128	7775	7031R	7261	7244	7776	7165	7165	7109	7132	389	100	100	7581	
	SS269	125	714	7776	7109	7262	SS201	7777	7282		7141	7132XTC	397	125	125	SM382	
	SW569	126	715	7776CT	7110						7142	7170	7165	126	126	SS200	
		162		7777	7120							7231		714	128	SW319	
		164			7121							7232		715	162	SW373	
		715			7126					CARB/SORE		7233			164	SW430	
					7141					389					714	SW630	
					7142					397					715	SW640	
																7563	SWC683
																7564	SWC683C
																7570	

See product pages for details.

### Series by Industry and/or Governmental Standard (Continued)

Industry Stds*	GSA	ISO					MSHA	NMMA	NFPA	Non-conductive		
		A-A-52047 Type VI	1307-1997	2928-1986 (E)	6134 Type 2	7840					8469	407
Hose Series	100	6621	SS106	7263C	7165	SW569	7107	7337	7165	7775	7094	7385
			6635	7263E	SW569		7212	7337M	SW569	7776	7095	7396
			6750	7264			7251	7338		7776CT	7107	GPH
				7264C			7268E	7393		7777	7172	
				7285			7284	7542				
				7286C								
				7288								

See product pages for details.

(Continued on the following page)

### \*Industry and/or Governmental Organizations

ABYC	American Boat and Yacht Council	ISO	International Standards Organization
ANSI/NSF	American National Standards Institute/ National Sanitation Foundation	MSHA	Mining Safety and Health Administration
API/IP	American Petroleum Institute/Institute of Petroleum	NMMA	National Marine Manufacturers Association
ARPM	Association for Rubber Products Manufacturers	NFPA	National Fire Protection Association
ASME	American Society of Mechanical Engineers	PMO	Pasteurized Milk Ordinance
BS/EN	British Standard/Européene de Normalisation	RoHS	Restriction of Hazardous Substances (Directive)
CARB	California Air Resource Board	SAE	Society of Automotive Engineers
CE	Conformité Européene	TMC	Technology & Maintenance Council (of the American Trucking Associations)
CGA	Compressed Gas Association	UL	Underwriters Laboratories
CSA	Canadian Standards Association	ULC	Underwriters Laboratories Canada
EI	Energy Institute	USCG	United States Coast Guard
EPA	Environmental Protection Agency	USDA	United States Department of Agriculture
EU	European Union	USP	United States Pharmacopoeia (Convention)
FDA	Food and Drug Administration	3-A	(Sanitary Standards)
GSA	Government Services Agency		



## Series by Industry and/or Governmental Standard (Continued)

Industry Stds*	PMO		RoHS		SAE							TMC RP303B
					J20R1	J20R2	J20R3	J20R3EC D2	J20R4	J20R5	J30R5	
Hose Series	SM382	SW373	100	439	6750	6621	6722	7181	SW569	SW569	SW569	6621
	SS200	SW430	125	440	6751	SW569	6723					6750
	SW319	SW630	126	450			6724					
		SW640	162	714								
			164	715								
					<b>J30R7</b>	<b>J30R14T2</b>	<b>J1527 A1</b>	<b>J1527 A1-15</b>	<b>J1527 A2</b>	<b>J1942</b>	<b>J2006</b>	
					389	389	SW569	7165	SW569	SW569	SS269	
					395	397					SW569	
				397								
				398								

See product pages for details.

## Series by Industry and/or Governmental Standard (Continued)

Industry Stds*	UL				ULC	USDA		USCG		USP	3-A	
	21	92	569	330/30N4	330					Class VI		
Hose Series	7132	167	7170	7114	7114	SM382	SW373	7165	EW499	100	SM382	SW373
	7132XTC			7124	7124	SS200	SW430	EW339	EWC439	125	SS200	SW430
	7231			7280	7280	SW319	SW630	EW355	SS269	126	SW319	SW630
	7232			7282	7282		SW640	EW399	SW569	162		SW640
	7233							EW460				
	7243											

See product pages for details.

## \*Industry and/or Governmental Organizations

ABYC	American Boat and Yacht Council	ISO	International Standards Organization
ANSI/NSF	American National Standards Institute/ National Sanitation Foundation	MSHA	Mining Safety and Health Administration
API/IP	American Petroleum Institute/Institute of Petroleum	NMMA	National Marine Manufacturers Association
ARPM	Association for Rubber Products Manufacturers	NFPA	National Fire Protection Association
ASME	American Society of Mechanical Engineers	PMO	Pasteurized Milk Ordinance
BS/EN	British Standard/Européene de Normalisation	RoHS	Restriction of Hazardous Substances (Directive)
CARB	California Air Resource Board	SAE	Society of Automotive Engineers
CE	Conformité Européene	TMC	Technology & Maintenance Council (of the American Trucking Associations)
CGA	Compressed Gas Association	UL	Underwriters Laboratories
CSA	Canadian Standards Association	ULC	Underwriters Laboratories Canada
EI	Energy Institute	USCG	United States Coast Guard
EPA	Environmental Protection Agency	USDA	United States Department of Agriculture
EU	European Union	USP	United States Pharmacopoeia (Convention)
FDA	Food and Drug Administration	3-A	(Sanitary Standards)
GSA	Government Services Agency		

## Parker Industrial Hose Cross-Reference

The following table identifies the products that have been discontinued since the last printing of this catalog and the product cross-reference, if applicable.

Discontinued Series	Refer to Series	Discontinued Series	Refer to Series	Discontinued Series	Refer to Series
1000	—	7335	SS122	SS231	—
2100	SWC609	7521/7522/7523	GPH	SS232	—
3100	SWC683/SWC683G	7543	—	SS236	7363
39521	—	7544	—	SS254	SS107
4100	SWC693	7545	—	SS290	SW430, SW640
4500	SWC609	7561	7560	SW330	SW630
5100	SW373	BR	RGR	SW333	7331
6620	6750	GR	RGR	SW336	7363
6623	6621	SMC683	SWC683/SWC683G	SW339	EW339
7161	7212	SP100	—	SW356	EW355
7180	203	SP204	SWC316/SWC609	SW383	SWC683/SWC683G
7201	—	SP330	SW630	SW431	—
7208E	7213E	SP353	SWC316/SWC609	SW456	7325
7215	—	SP483	SWC683/SWC683G	SW500	7392E
7236	SS201	SS110	7311N	SW560	SW360
7274	7373T/SWC693	SS123	SS201	SW574	SW373
7276	7373T/SWC693	SS131	SS111	SW593	SWC693
7307	7216, SWC609	SS147	SS247	SWC430	SW430, SW640
7308	7308E	SS155	7306H	SWC432	SW430, SW640
7309	7311N/7311NXT	SS187	SS247	SWC509	7213E
7311/7311XT	7311N/7311NXT	SS197	SS200	XSP100	—
7330	7331	SS225	SS247		

## Selected Custom Made Hose Removed from Catalog 4800

Contact Parker for availability.

Custom Made Hose Removed from Catalog 4800	Custom Made Hose Removed from Catalog 4800
ES104 Water Hose	EW353 Petroleum Transport Hose
ES115 Water Hose	EW360 Material Handling / Hot Air Hose
ES145 Petroleum Transport Hose	EWC334 Material Handling Hose
ES269 Specialty / Marine Hose	EWC777 Material Handling Hose
ES937 Material Handling Hose	EWC789 Material Handling Hose
EW300 Water Hose	EWC888 Material Handling Hose
EW301 Water Hose	LW701 Specialty / Fire Suppression Hose
EW336 Material Handling Hose	LW720 Specialty / Fire Suppression Hose
	TKW160 Oilfield Hose

**WARNING:** This product can expose you to chemicals including Carbon Black, which is known to the State of California to cause cancer. For more information go to [www.p65warnings.ca.gov](http://www.p65warnings.ca.gov).

## Hose Selection

This catalog provides guidance for selecting the proper hose for the applications listed herein. It contains many cautions, descriptions, directions and warnings for the safe and proper use of Parker industrial hose. All aspects of hose selection criteria should be clearly understood before recommending, suggesting, specifying or using any hoses.

**⚠ WARNING!** Failure to follow recommended application information and recommended procedures for selection, installation, care, maintenance and storage of hose, couplings or hose assemblies may result in failure of the product to perform properly and may result in damage to property, serious bodily injury or death. Make sure that hose selected for any application is appropriate and suitable for that service. Application information is given with each hose listed in the Parker catalog. Refer to the Safety and Technical Data section of this catalog for information regarding safety, care, maintenance and storage. Contact Parker or your local Parker distributor for assistance.

### Hose Selection Procedure

- A. If you know the Parker series number, find the page number in the “Index by Series” on pages ii through iii.
- B. If you don’t know the Parker series number, see the “Index by Application and Name” on pages iv through ix , which is divided into various application categories.

- C. If you don’t know the Parker series number or name:

Use the “STAMPED” guide to assist in determining the correct hose, coupling, and attachment method when selecting a hose.

**S**IZE: Hose inside diameter, outside diameter and overall length

**T**EMPERATURE: Maximum temperature of the material being conveyed and of the application environment

**A**PPPLICATION: External conditions/environment such as abrasion, bend radius, climate/temperature, crushing, flexing, kinking and exposure to chemicals, oil, ozone and ultraviolet light

**M**EDIA: Type and concentration of material being conveyed and compatibility with the hose

**P**RESSURE: Maximum system pressure, including pressure spikes

**E**ND: Style, type, attachment method, pressure rating and material compatibility of end couplings and connections

**D**ELIVERY: Testing, packaging and delivery requirements

**Other considerations:** Abrasion, color, conductivity/nonconductivity, suction/vacuum; industry or regulatory specifications or standards

- D. If you can’t determine the appropriate or suitable hose or have special requirements, call Parker Customer Service at 866-810-HOSE (4673) or 800-242-HOSE (4673).

The hose listings in this catalog provide detailed information to help select the correct hose for most applications. Also refer to the Safety and Technical section of this catalog for general product information. The hose listings include recommended coupling styles. Refer to the Couplings and Equipment section of this catalog for specific product information.

**⚠ WARNING!** Many product pages contain comparisons to competitor products. These are provided as a tool to identify parts similar in form, fit, or function and are not intended as direct cross-references or direct interchanges to Parker products. The user must take care to compare any variances in materials and constructions between manufacturers, and to ensure the selected hose does not constitute a safety risk or change in required performance. For a more complete guide, refer to [www.parker.com/hpd](http://www.parker.com/hpd).

**NOTES:**

A large rectangular area with horizontal lines for writing notes. The lines are evenly spaced and cover the majority of the page's width and height, starting below the 'NOTES:' header and ending above the footer.

# **Air & Multipurpose Hose and Assemblies**



## Hose Selector Guide – by application

Series	Trademark	Hose Application / Construction		Tube	Cover	Size Range (in)	Pressure Range (psi)	Temp Range (°F)	Page No.
7031(R) / 7057 / 7092 / 7093 / 7096	GST® II	Air, water	Spiral, green/blue/red/black/yellow	EPDM	EPDM	3/16 - 2	200-300	-40 / +212	21
7084	Twinhammer™	Air, water	Air: Red Water: Blue	EPDM	EPDM	3/8 – 3/4	300	-40 / +212	41
7094/7095	MPT® II	Air, oil, water	Spiral, red/black	Nitrile	Chloroprene	1/4 - 1-1/2	200-300	-20 / +212	25
7102	ARCTIC EDGE™	Air, oil, water, fuel	Spiral, low temp (-70°F)	Nitrile	Chloroprene	3/8 - 1-1/2	300	-70 / +212	32
7107	GRIZZLY™ 500	Air, oil, water	Spiral, aramid, yellow	Nitrile	Nitrile/PVC	1/4 - 2	500	-40 / +212	31
7134/7187	DAY-FLO®	Air, oil, water	Braided, red/black	Nitrile	Chloroprene	3/16 - 1/2	250-300	-20 / +212	33
7137	WHIPPET® 200	Air, oil, water	Braided, black	Nitrile	Chloroprene	1/4 - 1/2	200	-40 / +180	34
7211	SUPER-LOK GST™	Air, water	Push-on, braided	EPDM	EPDM	1/4 - 1/2	300	-40 / +212	30
7212	JIFFY™	Air, oil, water	Push-on, braided	Nitrile	Chloroprene	1/4 - 3/4	300	-40 / +212	28
7251	THORO-BRAID®	Air, oil, water	Wire braid, yellow	Chloroprene	Nitrile/PVC	1-1/2 - 4	400-600	-20 / +212	37
7284	YELLOW BIRD®	Air, water	Wire braid, yellow	SBR	Nitrile/PVC	3/8 - 1	1000-1500	-20 / +212	38
7308E	MAXIFLEX®	Air, water, large bore	Textile ply, yellow	SBR	SBR	1 - 3	250	-20 / +212	35
7322/7323	SUPER-FLEX® GS	Air, water, large bore	Textile ply, red/black	EPDM	EPDM	1-1/4 - 2	200	-40 / +212	24
7396	SUPER MPT® II	Air, oil, water, large bore	Textile ply, red	Nitrile	Chloroprene	1-1/4 - 2	200-300	-20 / +212	27
SW360	DRAGON BREATH®	Air, water, large bore	Wire helix, high temp	EPDM	EPDM	2 - 6	100-200	-40 / +350	36
Assemblies		Air		—	—	—	—	—	*

\*Factory Assemblies are found throughout the section.

## Hose Selector Guide – by industry standard

Series	Industry Standards		
	ARPM	MSHA	Nonconductive
7031(R)	■		
7094			■
7095			■
7107		■	■
7134			
7212		■	
7251		■	
7284		■	
7396			■

The above tables are guides only. It is the responsibility of the end user to select and/or test the most appropriate product for the application. For more specific Industry Standards information, refer to the “Industry Standards” section of each respective product page. Contact Parker for additional information.

**A complete listing of industry standards is available in the Introduction section.  
See the pages immediately following the Table of Contents for a complete index by series,  
and by product application and name.**

Due to continual product improvements, Parker reserves the right to alter specifications without prior notice.



## GST® II General Service Hose



Series 7031(R) (Green), Series 7057 (Blue), Series 7092 (Red), Series 7093 (Black), and Series 7096 (Yellow)

GST® II hose is a versatile general purpose hose designed to handle air, mild chemicals and water. The hose construction incorporates a tube that is compatible with light oil mists found in air tool lubricating systems, and the multiple plies of textile reinforcement provide flexibility. The cover is resistant to abrasion, heat and ozone, and is available in multiple standard colors for color-coded identification.

**NOTE:** Do not with use with oil or refined fuel.

- Tube:** Black EPDM; ARPM Class C oil resistance
- Reinforcement:** Multiple textile plies
- Cover:** Black, blue, green, red, yellow EPDM; smooth finish
- Temp. Range:** -40°F to +212°F (-40°C to +100°C)
- Brand Method:** White ink on black, blue, green, red hose; black ink on yellow hose
- Brand Example:** PARKER (SERIES) GST® II (ID) XXX PSI MAX WP
- Design Factor:** 4:1
- Industry Standards:** ARPM IP-7 (7031R only)
- Applications:**
  - Air (including oil mist), mild chemicals, water
  - Agriculture, construction, general industrial
- Vacuum:** Not recommended
- Compare to:** Boston Bosflex A/W; ContiTech Frontier General Purpose; Gates Adapta Flex; Thermoid Valuflex GS

Other cover colors available:

- 7031(R) (Green)
- 7057 (Blue)
- 7096 (Yellow)

### Series 7092 (Red) and Series 7093 (Black)

**Crimp Specifications**

For currently qualified crimp specifications including coupling designation, refer to CrimpSource at [www.parker.com/crimpsource](http://www.parker.com/crimpsource). Refer to the COS-K4 crimper for crimp specs for hose 4" ID and smaller. Refer to the COS-K6 or COS-K10 crimpers for hose IDs larger than 4".

#													
Part Number 7092 or 7093	ID (in)	ID (mm)	Reinf Layers	OD (in)	OD (mm)	Approx Wt (lbs/ft)	Approx Wt (kg/m)	Min Bend Rad (in)	Min Bend Rad (mm)	Max WP (psi)	Max WP (bar)	Nom Std Pack Qty (ft)	Pkg Type
-19200	3/16	4.8	2	0.4	11.1	0.07	0.10	2	51	200	14	800	Reel
-19300										300	21	800	Reel
-25200	1/4	6.4	2	0.5	12.7	0.09	0.13	3	64	200	14	800	Reel
-2520050												50	Carton
-25250	1/4	6.4	2	0.5	12.9	0.10	0.15	3	76	250	17	800	Reel
-25300	1/4	6.4	2	0.6	14.0	0.12	0.18	3	84	300	21	800	Reel
-2530050												50	Carton
-31200	5/16	7.9	2	0.6	15.1	0.12	0.18	3	84	200	14	750	Reel
-31300	5/16	7.9	2	0.6	15.9	0.14	0.21	4	89	300	21	750	Reel
-3130050												50	Carton














**Factory Assemblies:** Air, Service Station Air, Jackhammer and Sledgehammer hose assemblies are available from stock in popular configurations and appear at the end of this section. (Continued on the following page)

**WARNING:** This product can expose you to chemicals including Carbon Black, which is known to the State of California to cause cancer. For more information go to [www.p65warnings.ca.gov](http://www.p65warnings.ca.gov).

**WARNING!** Couplings attached with bands or clamps may reduce the working pressure of the hose assembly to less than the maximum rated working pressure of the hose. Refer to the NAHAD Industrial Hose Assembly Guidelines.

Series 7031(R), Series 7057, Series 7092, Series 7093, and Series 7096 – GST® II General Service Air & Water Hose (Continued)

Series 7092 (Red) and Series 7093 (Black) (Continued)

#													
Part Number 7092 or 7093	ID (in)	ID (mm)	Reinf Layers	OD (in)	OD (mm)	Approx Wt (lbs/ft)	Approx Wt (kg/m)	Min Bend Rad (in)	Min Bend Rad (mm)	Max WP (psi)	Max WP (bar)	Nom Std Pack Qty (ft)	Pkg Type
-38200	3/8	9.5	2	0.7	16.7	0.14	0.21	4	89	200	14	700	Reel
-3820050												50	Carton
-38250	3/8	9.5	2	0.7	16.7	0.14	0.21	5	102	250	17	700	Reel
-38300												700	Reel
-3830050	3/8	9.5	2	0.7	17.5	0.16	0.24	4	102	300	21	700	Reel
-3830050												50	Carton
-50200	1/2	12.7	2	0.8	20.7	0.20	0.30	5	114	200	14	550	Reel
-5020050						0.21	0.31					50	Carton
-50250	1/2	12.7	2	0.8	21.4	0.22	0.33	5	114	250	17	550	Reel
-50254			4	0.9	21.8	0.23	0.34					500	Reel
-50304	1/2	12.7	4	0.9	22.2	0.24	0.36	5	127	300	21	500	Reel
-5030450												50	Carton
-63200	5/8	15.9	2	1.0	24.6	0.24	0.36	6	140	200	14	450	Reel
-6320050												50	Carton
-63254	5/8	15.9	4	1.0	26.2	0.32	0.48	6	152	250	17	450	Reel
-63304				1.1	27.0	0.35	0.52					450	Reel
-75200	3/4	19.1	2	1.1	28.2	0.32	0.48	6	152	200	14	400	Reel
-7520050												50	Carton
-75254	3/4	19.1	4	1.2	29.4	0.37	0.55	6	152	250	17	400	Reel
-7525450												50	Carton
-75304	3/4	19.1	4	1.2	29.4	0.37	0.55	6	152	300	21	400	Reel
-7530450												50	Carton
-100200	1	25.4	2	1.4	35.7	0.47	0.70	7	178	200	14	300	Reel
-10020050												50	Carton
-100254	1	25.4	4	1.4	35.8	0.47	0.70	8	203	250	17	300	Reel
-100304												300	Reel
-10030450	1	25.4	4	1.4	36.5	0.51	0.76	8	203	300	21	300	Reel
-10030450						0.53	0.79					8	203
-125204	1-1/4	31.8	4	1.8	45.2	0.77	1.15	9	229	200	14	250	Reel
-150204												200	Reel
-15020450	1-1/2	38.1	4	2.0	51.6	0.84	1.25	10	254	200	14	50	Carton
-150204100												100	Reel
-200154	2	50.8	4	2.6	64.8	1.13	1.68	14	356	200	14	250	Reel

**Factory Assemblies:** Air, Service Station Air, Jackhammer and Sledgehammer hose assemblies are available from stock in popular configurations and appear at the end of this section.

(Continued on the following page)

**WARNING:** This product can expose you to chemicals including Carbon Black, which is known to the State of California to cause cancer. For more information go to [www.p65warnings.ca.gov](http://www.p65warnings.ca.gov).



# Series 7031(R), Series 7057, Series 7092, Series 7093, and Series 7096 – GST® II General Service Air & Water Hose (Continued)














## Series 7031 / 7031(R) (Green)

7031R meets ARPM IP-7 requirements for Grade R oxygen service in welding applications.

Brand Example: PARKER 7031 GST® II/OXYGEN 3/4 ID (19.1mm) MAX WP 300 PSI (200 PSI OXYGEN) ARPM IP-7-2008 STD DUTY GRADE R

**Crimp Specifications**

For currently qualified crimp specifications including coupling designation, refer to CrimpSource at [www.parker.com/crimpsource](http://www.parker.com/crimpsource). Refer to the COS-K4 crimper for crimp specs for hose 4" ID and smaller. Refer to the COS-K6 or COS-K10 crimpers for hose IDs larger than 4".

# Part Number	 ID (in)	 ID (mm)	 Reinf Layers	 OD (in)	 OD (mm)	 Approx Wt (lbs/ft)	 Approx Wt (kg/m)	 Min Bend Rad (in)	 Min Bend Rad (mm)	 Max WP (psi)	 Max WP (bar)	 Nom Std Pack Qty (ft)	 Pkg Type
7031-50250	1/2	12.7	2	0.8	21.4	0.23	0.34	5	114	250	17	500	Reel
7031-75304R	3/4	19.1	4	1.2	29.4	0.37	0.55	6	152	300†	21†	400	Reel
7031-7530450R												50	Carton














† 200 psi (13.8 bar) maximum recommended working pressure for oxygen service.

**WARNING:** This product can expose you to chemicals including Carbon Black, which is known to the State of California to cause cancer. For more information go to [www.p65warnings.ca.gov](http://www.p65warnings.ca.gov).

## Series 7057 (Blue)

**Crimp Specifications**

For currently qualified crimp specifications including coupling designation, refer to CrimpSource at [www.parker.com/crimpsource](http://www.parker.com/crimpsource). Refer to the COS-K4 crimper for crimp specs for hose 4" ID and smaller. Refer to the COS-K6 or COS-K10 crimpers for hose IDs larger than 4".














# Part Number	 ID (in)	 ID (mm)	 Reinf Layers	 OD (in)	 OD (mm)	 Approx Wt (lbs/ft)	 Approx Wt (kg/m)	 Min Bend Rad (in)	 Min Bend Rad (mm)	 Max WP (psi)	 Max WP (bar)	 Nom Std Pack Qty (ft)	 Pkg Type
7057-50250	1/2	12.7	2	0.8	21.4	0.23	0.34	5	114	250	17	500	Reel
7057-75304	3/4	19.1	4	1.2	29.4	0.37	0.55	6	152	300	21	350	Reel
7057-7530450												50	Carton

**WARNING:** This product can expose you to chemicals including Carbon Black, which is known to the State of California to cause cancer. For more information go to [www.p65warnings.ca.gov](http://www.p65warnings.ca.gov).

## Series 7096 (Yellow)

**Crimp Specifications**

For currently qualified crimp specifications including coupling designation, refer to CrimpSource at [www.parker.com/crimpsource](http://www.parker.com/crimpsource). Refer to the COS-K4 crimper for crimp specs for hose 4" ID and smaller. Refer to the COS-K6 or COS-K10 crimpers for hose IDs larger than 4".

# Part Number	 ID (in)	 ID (mm)	 Reinf Layers	 OD (in)	 OD (mm)	 Approx Wt (lbs/ft)	 Approx Wt (kg/m)	 Min Bend Rad (in)	 Min Bend Rad (mm)	 Max WP (psi)	 Max WP (bar)	 Nom Std Pack Qty (ft)	 Pkg Type
7096-75304	3/4	19.1	4	1.2	29.4	0.37	0.55	6	152	300	21	400	Reel
7096-7530450												50	Carton

**WARNING:** This product can expose you to chemicals including Carbon Black, which is known to the State of California to cause cancer. For more information go to [www.p65warnings.ca.gov](http://www.p65warnings.ca.gov).



# SUPER-FLEX® GS General Service Air & Water Hose

Series 7322 (Red) and Series 7323 (Black)

Series 7322/7323 is a versatile general purpose hose designed to handle air, mild chemicals and water. The hose incorporates a tube that is compatible with light oil mists, and features a rigid mandrel construction that produces a *true* round, concentric profile for superior coupling fit and retention. The cover is resistant to abrasion, heat and ozone.

**NOTE:** Do not with use with oil or refined fuel.

- Tube:** Black EPDM; ARPM Class C oil resistance
- Reinforcement:** Multiple textile plies
- Cover:** **7322:** Red EPDM, wrapped finish  
**7323:** Black EPDM, wrapped finish
- Temp. Range:** -40°F to +212°F (-40°C to +100°C)
- Brand Method:** **7322:** White text on red stripe  
**7323:** White text on black stripe
- Brand Example:** PARKER SERIES (7322) (7323) SUPER-FLEX® GS  
200 PSI MAX WP GENERAL SERVICE
- Design Factor:** 4:1
- Vacuum:** Not recommended
- Industry Standards:** None applicable
- Applications:**
  - Air (including oil mist), mild chemicals, water
  - Agriculture, construction, general industrial
- Compare to:** ContiTech Frontier; Gates AdaptaFlex

## Series 7322 (Red) and Series 7323 (Black)

### Crimp Specifications

For currently qualified crimp specifications including coupling designation, refer to CrimpSource at [www.parker.com/crimpsource](http://www.parker.com/crimpsource). Refer to the COS-K4 crimper for crimp specs for hose 4" ID and smaller. Refer to the COS-K6 or COS-K10 crimpers for hose IDs larger than 4".

#													
Part Number 7322 or 7323	ID (in)	ID (mm)	Reinf Layers	OD (in)	OD (mm)	Approx Wt (lbs/ft)	Approx Wt (kg/m)	Min Bend Rad (in)	Min Bend Rad (mm)	Max WP (psi)	Max WP (bar)	Nom Std Pack Qty (ft)	Pkg Type
-125200	1-1/4	31.8	2	1.7	44.2	0.71	1.06	8	191	200	14	200	Coil
-150200	1-1/2	38.1	2	2.0	50.4	0.82	1.22	9	216	200	14	200	Coil
-200200	2	50.8	4	2.6	65.2	1.23	1.83	12	305	200	14	200	Coil

**WARNING:** This product can expose you to chemicals including Carbon Black, which is known to the State of California to cause cancer. For more information go to [www.p65warnings.ca.gov](http://www.p65warnings.ca.gov).

**WARNING!** Couplings attached with bands or clamps may reduce the working pressure of the hose assembly to less than the maximum rated working pressure of the hose. Refer to the NAHAD Industrial Hose Assembly Guidelines.



## MPT® II Multipurpose Oil Resistant Hose



Series 7094 (Red) and Series 7095 (Black)

Series 7094/7095 is a versatile, nonconductive multipurpose hose designed to handle air, mild chemicals, oil and water. The hose construction is electrically nonconductive with a minimum resistance of one megaohm per inch at 1000 volts DC. The multiple plies of textile reinforcement provide flexibility and the cover is resistant to oil and weathering.

- NOTES:**
- Do not use in dry air applications (typically, air systems that do not expose the tube of the hose to lubricating oil mist from the compressor).
  - The user must determine if the hose is suitable for applications subject to electrical hazard. Contact Parker for additional information.
  - Do not use to dispense or transfer biodiesel, diesel fuel, or gasoline.

<b>Tube:</b>	Black nitrile; ARPM Class A oil resistance
<b>Reinforcement:</b>	Multiple textile plies
<b>Cover:</b>	<b>7094:</b> Red chloroprene, smooth finish <b>7095:</b> Black chloroprene, smooth finish
<b>Temp. Range:</b>	<b>Air:</b> -20°F to +158°F (-29°C to +70°C) <b>Other Media:</b> -20°F to +212°F (-29°C to +100°C)
<b>Brand Method:</b>	White ink
<b>Brand Example:</b>	PARKER SERIES (7094) (7095) MPT® II (ID) XXX PSI MAX WP ELECTRICALLY NONCONDUCTIVE
<b>Design Factor:</b>	4:1
<b>Industry Standards:</b>	Electrically nonconductive with a minimum resistance of one megaohm per inch at 1000 volts DC
<b>Applications:</b>	<ul style="list-style-type: none"> <li>• Air, mild chemicals, oil, water</li> <li>• Cooling lines for electric furnaces and pot lines; lubrication systems</li> <li>• Agriculture, construction, foundries, general industrial</li> </ul>
<b>Vacuum:</b>	Not recommended
<b>Compare to:</b>	Boston Shock Safe; ContiTech Ortac/Variflex; Gates PremoFlex/19B

(Continued on the following page)

**WARNING:** This product can expose you to chemicals including DEHP, which is known to the State of California to cause cancer and birth defects or other reproductive harm. For more information go to [www.p65warnings.ca.gov](http://www.p65warnings.ca.gov).














**WARNING!** Couplings attached with bands or clamps may reduce the working pressure of the hose assembly to less than the maximum rated working pressure of the hose. Refer to the NAHAD Industrial Hose Assembly Guidelines.

## Series 7094 (Red) and Series 7095 (Black) – MPT® II Multipurpose Oil Resistant Hose – Nonconductive (Continued)

### Series 7094 (Red) and Series 7095 (Black)

#### Crimp Specifications

For currently qualified crimp specifications including coupling designation, refer to CrimpSource at [www.parker.com/crimpsource](http://www.parker.com/crimpsource). Refer to the COS-K4 crimper for crimp specs for hose 4" ID and smaller. Refer to the COS-K6 or COS-K10 crimpers for hose IDs larger than 4".

#													
Part Number 7094 or 7095	ID (in)	ID (mm)	Reinf Layers	OD (in)	OD (mm)	Approx Wt (lbs/ft)	Approx Wt (kg/m)	Min Bend Rad (in)	Min Bend Rad (mm)	Max WP (psi)	Max WP (bar)	Nom Std Pack Qty (ft)	Pkg Type
-25200	1/4	6.4	2	0.5	12.7	0.10	0.15	2	51	200	14	800	Reel
-25300				0.6	14.0	0.12	0.18	3	64	300	21	800	Reel
-31300	5/16	7.9	2	0.6	15.1	0.13	0.19	3	84	300	21	750	Reel
-38200	3/8	9.5	2	0.7	16.7	0.15	0.22	4	97	200	14	700	Reel
-38300	3/8	9.5	2	0.7	17.5	0.17	0.25	4	97	300	21	650	Reel
-3830050												50	Carton
-50200	1/2	12.7	2	0.8	20.7	0.21	0.31	5	127	200	14	550	Reel
-50250					21.4	0.22	0.33	5	127	250	17	550	Reel
-50304	1/2	12.7	4	0.9	22.2	0.26	0.39	5	127	300	21	500	Reel
-63304	5/8	15.9	4	1.1	27.0	0.38	0.57	6	155	300	21	450	Reel
-75200	3/4	19.1	2	1.1	28.2	0.34	0.51	8	191	200	14	400	Reel
-7520050												50	Carton
-75304	3/4	19.1	4	1.2	29.4	0.40	0.60	6	152	300	21	400	Reel
-7530450												50	Carton
-100200	1	25.4	2	1.4	35.7	0.49	0.73	10	254	200	14	300	Reel
-100304					36.5	0.54	0.80	8	203	300	21	300	Reel
-125204	1-1/4	31.8	4	1.8	45.2	0.82	1.22	9	229	200	14	250	Reel
-150204	1-1/2	38.1	4	2.0	51.6	0.90	1.34	10	254	200	14	200	Reel

**WARNING:** This product can expose you to chemicals including DEHP, which is known to the State of California to cause cancer and birth defects or other reproductive harm. For more information go to [www.p65warnings.ca.gov](http://www.p65warnings.ca.gov).



# SUPER MPT® II Multipurpose Oil Resistant Hose

Series 7396



Series 7396 is a versatile, nonconductive multipurpose hose designed to handle air, mild chemicals, oil and water. The hose is electrically nonconductive with a minimum resistance of one megaohm per inch at 1000 volts DC. The rigid mandrel construction produces a *true* round, concentric profile for superior coupling fit and retention. The cover is resistant to oil and weathering.

- NOTES:**
- Do not use in dry air applications (typically, air systems that do not expose the tube of the hose to lubricating oil mist from the compressor).
  - The user must determine if the hose is suitable for applications subject to electrical hazard. Contact Parker for additional information.
  - Do not use to dispense or transfer biodiesel, diesel fuel or gasoline in regulated service (API, NFPA, UL, ULC or any other agency approval or listing).
  - Do not use in vehicle engine applications.
  - Refer to the Refined Fuel/Hose Compatibility Table in the Media Compatibility section.

<b>Tube:</b>	Black nitrile; ARPM Class A oil resistance
<b>Reinforcement:</b>	Multiple textile plies
<b>Cover:</b>	Red chloroprene, wrapped finish
<b>Temp. Range:</b>	<b>Air:</b> -20°F to +158°F (-29°C to +70°C) <b>Other Media:</b> -20°F to +212°F (-29°C to +100°C)
<b>Brand Method:</b>	White text on red stripe
<b>Brand Example:</b>	PARKER SERIES 7396 SUPER-MPT® MULTIPURPOSE HOSE XXX PSI MAX WP ELECTRICALLY NONCONDUCTIVE
<b>Design Factor:</b>	4:1
<b>Industry Standards:</b>	Electrically nonconductive with a minimum resistance of one megaohm per inch at 1000 volts DC
<b>Applications:</b>	<ul style="list-style-type: none"> <li>• Air, mild chemicals, oil, water</li> <li>• Cooling lines for electric furnaces and pot lines; lubrication systems</li> <li>• Agriculture, construction, foundries, general industrial</li> </ul>
<b>Vacuum:</b>	Not recommended
<b>Compare to:</b>	ContiTech Ortac 250; Gates Duroflex

### Crimp Specifications

For currently qualified crimp specifications including coupling designation, refer to CrimpSource at [www.parker.com/crimpsource](http://www.parker.com/crimpsource). Refer to the COS-K4 crimper for crimp specs for hose 4" ID and smaller. Refer to the COS-K6 or COS-K10 crimpers for hose IDs larger than 4".

# Part Number	ID (in)	ID (mm)	Reinf Layers	OD (in)	OD (mm)	Approx Wt (lbs/ft)	Approx Wt (kg/m)	Min Bend Rad (in)	Min Bend Rad (mm)	Max WP (psi)	Max WP (bar)	Nom Std Pack Qty (ft)	Pkg Type
7396-125300200	1-1/4	31.8	2	1.8	45.7	0.79	1.18	8	191	300	21	200	Coil
7396-150300200	1-1/2	38.1	4	2.0	51.4	0.87	1.30	9	216	300	21	200	Coil
7396-200300200	2	50.8	4	2.6	66.0	1.29	1.92	12	305	300	21	200	Coil

**WARNING:** This product can expose you to chemicals including DEHP, which is known to the State of California to cause cancer and birth defects or other reproductive harm. For more information go to [www.p65warnings.ca.gov](http://www.p65warnings.ca.gov).

### ⚠️ WARNINGS!

- ▶ Couplings attached with bands or clamps may reduce the working pressure of the hose assembly to less than the maximum rated working pressure of the hose. Refer to the NAHAD Industrial Hose Assembly Guidelines.
- ▶ The hose does not incorporate a helical wire; transfer of refined fuel may create an accumulation – and catastrophic discharge – of static electrical buildup.



# JIFFY™ Push-On Multipurpose Hose

Series 7212



Series 7212 is a versatile multipurpose push-on hose designed to handle air, mild chemicals, water, oil, and refined fuels such as biodiesel (to B20 in dedicated service), diesel, ethanol and gasoline. The hose construction incorporates a silicone-free tube that does not contaminate air powered paint spray systems. The braided textile reinforcement is applied at a precise angle to provide kink resistance and superior coupling retention—push-on couplings do not require bands, clamps or special tools for installation. The flame resistant cover meets MSHA requirements, is resistant to oil and weathering, and is available in multiple standard colors for color-coded identification.

- NOTES:**
- Do not use in dry air applications (typically, air systems that do not expose the tube of the hose to lubricating oil mist from the compressor).
  - Do not use to dispense or transfer biodiesel, diesel fuel, or gasoline in regulated service (API, NFPA, UL, ULC or any other agency approval or listing).
  - Do not use in vehicle engine applications.
  - Refer to the Refined Fuel/Hose Compatibility Table in the Media Compatibility section.
  - Do not use bands or clamps to attach push-on couplings.

Other colors available:

7212-BL	
7212-GN	
7212-GY	
7212-RD	
7212-YL	

**⚠ WARNING!**

► The hose does not incorporate a helical wire; transfer of refined fuel may create an accumulation – and catastrophic discharge – of static electrical buildup.

<b>Tube:</b>	Black nitrile; ARPM Class A oil resistance
<b>Reinforcement:</b>	One textile braid
<b>Cover:</b>	Black, blue, gray, green, red or yellow chloroprene; smooth finish
<b>Temp. Range:</b>	<b>Air:</b> -40°F to +158°F (-40°C to +70°C) <b>Other Media:</b> -40°F to +212°F (-40°C to +100°C)
<b>Brand Method:</b>	White ink on black, blue and red hose; black ink on green, gray and yellow hose
<b>Brand Example:</b>	PARKER 7212 JIFFY™ HOSE PUSH-ON (ID) 300 PSI MAX WP MSHA #
<b>Design Factor:</b>	4:1
<b>Industry Standards:</b>	MSHA
<b>Applications:</b>	<ul style="list-style-type: none"> <li>• Air, mild chemicals, oil, water; biodiesel (to B20 in dedicated service), diesel, ethanol, gasoline</li> <li>• Air operated paint systems, air tools, transfer lines, vacuum lines</li> <li>• Agriculture, construction, general industrial; automotive/factory color-coded assembly equipment</li> </ul>
<b>Compare to:</b>	ContiTech Autogrip; Gates Python Plus; Thermoid Flex Loc 300
<b>Vacuum:</b>	1/4" ID through 1/2" ID @ 28" Hg (711 mm Hg); 5/8" ID through 3/4" ID @ 15" Hg (381 mm Hg)

### Crimp Specifications

For currently qualified crimp specifications including coupling designation, refer to CrimpSource at [www.parker.com/crimpsource](http://www.parker.com/crimpsource). Refer to the COS-K4 crimper for crimp specs for hose 4" ID and smaller. Refer to the COS-K6 or COS-K10 crimpers for hose IDs larger than 4".

#													
Part Number	ID (in)	ID (mm)	Reinf Layers	OD (in)	OD (mm)	Approx Wt (lbs/ft)	Approx Wt (kg/m)	Min Bend Rad (in)	Min Bend Rad (mm)	Max WP (psi)	Max WP (bar)	Nom Std Pack Qty (ft)	Pkg Type
7212-251XX	1/4	6.4	1	0.5	12.5	0.09	0.13	3	76	300	21	700	Reel
7212-381XX	3/8	9.5	1	0.6	15.7	0.12	0.18	3	76	300	21	700	Reel
7212-501XX	1/2	12.7	1	0.8	19.1	0.15	0.22	5	127	300	21	600	Reel
7212-631XX	5/8	15.9	1	0.9	23.0	0.21	0.31	6	152	300	21	500	Reel
7212-750XX	3/4	19.1	1	1.1	27.7	0.30	0.45	7	178	300	21	400	Reel

XX in Part Number = BK (black), BL (blue), GN (green), GY (grey), RD (red), YL (yellow)

**Factory Cut Lengths:** Blue and gray hose available from stock in 50-ft. coils. See the following page.

**Reattachable Couplings:** Parker Series 82 Push-Lok® couplings.

**⚠ WARNING:** This product can expose you to chemicals including 1,3-Butadiene, which is known to the State of California to cause cancer and birth defects or other reproductive harm. For more information go to [www.p65warnings.ca.gov](http://www.p65warnings.ca.gov).

# Factory Coils

## JIFFY™ Push-On Hose (cut length only)

Series 7212BL (Blue) and  
Series 7212GY (Gray)

**Temp Range:** -40°F to +212°F (-40°C to +100°C)  
**Design Factor:** 4:1  
Display Coils with Parker Center Retail Packaging Disc



### Series 7212BL (Blue)

# Part Number	⊙		↔		⚖		⌚		📦	
	ID (in)	ID (mm)	Length (ft)	Length (m)	Approx Wt (lbs/ea)	Approx Wt (kg/ea)	Max WP (psi)	Max WP (bar)	Std Pack Qty (ea)	Pkg Type
7212BL25-J050	1/4	6.4	50	15.24	4.34	1.87	300	21	5	Carton
7212BL25-J100			100	30.48	8.68	3.94				
7212BL38-J050	3/8	9.5	50	15.24	5.74	2.60	300	21	5	Carton
7212BL38-J100			100	30.48	11.48	5.21				

**⚠ WARNING:** This product can expose you to chemicals including 1,3-Butadiene, which is known to the State of California to cause cancer and birth defects or other reproductive harm. For more information go to [www.p65warnings.ca.gov](http://www.p65warnings.ca.gov).

### Series 7212GY (Gray)

# Part Number	⊙		↔		⚖		⌚		📦	
	ID (in)	ID (mm)	Length (ft)	Length (m)	Approx Wt (lbs/ea)	Approx Wt (kg/ea)	Max WP (psi)	Max WP (bar)	Std Pack Qty (ea)	Pkg Type
7212GY25-J050	1/4	6.4	50	15.24	4.37	1.98	300	21	5	Carton
7212GY25-J100			100	30.48	8.74	3.96				
7212GY38-J050	3/8	9.5	50	15.24	5.78	2.62	300	21	5	Carton
7212GY38-J100			100	30.48	11.55	5.24				

**NOTE:** Do not use external bands or clamps with push-on couplings.

**⚠ WARNING:** This product can expose you to chemicals including 1,3-Butadiene, which is known to the State of California to cause cancer and birth defects or other reproductive harm. For more information go to [www.p65warnings.ca.gov](http://www.p65warnings.ca.gov).

**⚠ WARNING!**

- ▶ The hose does not incorporate a helical wire; transfer of refined fuel may create an accumulation – and catastrophic discharge – of static electrical buildup.



# SUPER-LOK GS™

## Push-On Hose


Series 7211

Series 7211 is a versatile push-on hose designed to handle air, mild chemicals and water. The hose construction incorporates a silicone-free tube that does not contaminate air powered paint spray systems, and is compatible with light oil mists found in air tool lubricating systems. The braided textile reinforcement is applied at a precise angle to provide kink resistance and superior coupling retention—push-on couplings do not require bands, clamps or special tools for installation. The cover is resistant to abrasion, heat and ozone, and is available in multiple standard colors for color-coded identification.

- NOTES:**
- Do not with use with oil or refined fuel.
  - Do not use bands or clamps to attach push-on couplings.

- Tube:** Black EPDM; ARPM Class C oil resistance
- Reinforcement:** One textile braid
- Cover:** Black, blue, green, gray or red EPDM; smooth finish
- Temp. Range:** -40°F to + 212°F (-40°C to + 100°C)
- Brand Method:** White ink on black, blue and red hose; black ink on green and gray hose
- Brand Example:** PARKER 7211 SUPER-LOK GS PUSH-ON HOSE (ID) 300 PSI MAX WP
- Design Factor:** 4:1
- Industry Standards:** None applicable
- Applications:**
- ARPM Class C oil resistant tube
  - Air (including oil mist), mild chemicals, water
  - Air operated paint systems, air tools, transfer lines, vacuum lines
  - Agriculture, construction, general industrial; automotive/factory color-coded assembly equipment
- Vacuum:** 28" Hg (711 mm Hg)

Other colors available:



### Crimp Specifications

For currently qualified crimp specifications including coupling designation, refer to CrimpSource at [www.parker.com/crimpsource](http://www.parker.com/crimpsource). Refer to the COS-K4 crimper for crimp specs for hose 4" ID and smaller. Refer to the COS-K6 or COS-K10 crimpers for hose IDs larger than 4".

#													
Part Number	ID (in)	ID (mm)	Reinf Layers	OD (in)	OD (mm)	Approx Wt (lbs/ft)	Approx Wt (kg/m)	Min Bend Rad (in)	Min Bend Rad (mm)	Max WP (psi)	Max WP (bar)	Nom Std Pack Qty (ft)	Pkg Type
7211-251XX	1/4	6.4	1	0.5	12.5	0.09	0.13	3	76	300	21	700	Reel
7211-381XX	3/8	9.5	1	0.6	15.7	0.12	0.18	3	76	300	21	700	Reel
7211-501XX	1/2	12.7	1	0.8	19.1	0.15	0.22	5	127	300	21	600	Reel

XX in Part Number = BK (black), BL (blue), GN (green), GY (grey), RD (red)

Reattachable Couplings: Parker Series 82 Push-Lok® couplings.

**WARNING:** This product can expose you to chemicals including Carbon Black, which is known to the State of California to cause cancer. For more information go to [www.p65warnings.ca.gov](http://www.p65warnings.ca.gov).





# GRIZZLY™ 500

## Multipurpose Hose

Series 7107

Industry Standards	
<input checked="" type="checkbox"/>	MSHA
<input checked="" type="checkbox"/>	Nonconductive














Series 7107 is a premium quality multipurpose hose designed to handle air, mild chemicals, oil and water. The hose is electrically nonconductive with a minimum resistance of one megaohm per inch at 1000 volts DC. The multiple plies of high tensile aramid reinforcement provide durability, kink resistance, high pressure capability, superior coupling retention—and the toughness of a heavy duty braided hose in a flexible, plied construction. The bright yellow flame resistant modified nitrile/PVC cover meets MSHA requirements and is also resistant to abrasion, oil and weathering.

- NOTES:**
- Do not use in dry air applications (typically, air systems that do not expose the tube of the hose to lubricating oil mist from the compressor).
  - The user must determine if the hose is suitable for applications subject to electrical hazard. Contact Parker for additional information.
  - Do not use to dispense or transfer biodiesel, diesel fuel, or gasoline.

<b>Tube:</b>	Black nitrile; ARPM Class A oil resistance
<b>Reinforcement:</b>	Multiple aramid plies; 2" ID (only) multiple textile plies
<b>Cover:</b>	Yellow nitrile/PVC, smooth finish; 2" ID (only) wrapped finish
<b>Temp. Range:</b>	<b>Air:</b> -40°F to +158°F (-40°C to +70°C) <b>Other Media:</b> -40°F to +212°F (-40°C to +100°C)
<b>Brand Method:</b>	Black ink
<b>Brand Example:</b>	PARKER SERIES 7107 GRIZZLY (ID) 500 PSI MAX WP ELECTRICALLY NONCONDUCTIVE MSHA #
<b>Design Factor:</b>	4:1
<b>Industry Standards:</b>	Electrically nonconductive with a minimum resistance of one megaohm per inch at 1000 volts DC; MSHA
<b>Applications:</b>	<ul style="list-style-type: none"> <li>• Air, oil, mild chemicals, water</li> <li>• Agriculture, construction, foundries, general industrial, mines</li> </ul>
<b>Vacuum:</b>	Not recommended
<b>Compare to:</b>	Boston Mineforce; ContiTech Gorilla; Gates Terminator

### Crimp Specifications

For currently qualified crimp specifications including coupling designation, refer to CrimpSource at [www.parker.com/crimpsource](http://www.parker.com/crimpsource). Refer to the COS-K4 crimper for crimp specs for hose 4" ID and smaller. Refer to the COS-K6 or COS-K10 crimpers for hose IDs larger than 4".

# Part Number	 ID (in)	 ID (mm)	 Reinf Layers	 OD (in)	 OD (mm)	 Approx Wt (lbs/ft)	 Approx Wt (kg/m)	 Min Bend Rad (in)	 Min Bend Rad (mm)	 Max WP (psi)	 Max WP (bar)	 Nom Std Pack Qty (ft)	 Pkg Type
7107-25500	1/4	6.4	4	0.6	15.9	0.16	0.24	2	51	500	34	750	Reel
7107-38500	3/8	9.5	4	0.8	19.1	0.20	0.30	3	76	500	34	600	Reel
7107-50500	1/2	12.7	4	0.9	22.2	0.27	0.40	3	76	500	34	500	Reel
7107-75500	3/4	19.1	4	1.2	30.1	0.40	0.60	5	127	500	34	400	Reel
7107-75500050												24 x 50	Carton
7107-100500	1	25.4	4	1.5	38.1	0.59	0.88	6	152	500	34	300	Reel
7107-125500	1-1/4	31.8	4	1.8	45.7	0.80	1.19	9	229	500	34	250	Reel
7107-150500	1-1/2	38.1	4	2.0	51.6	0.91	1.36	12	305	500	34	200	Reel
7107-200500	2	50.8	4	2.685	68.2	1.31	1.95	24.0	609.6	500	34	100	Coil

**WARNING:** This product can expose you to chemicals including DEHP, which is known to the State of California to cause cancer and birth defects or other reproductive harm. For more information go to [www.p65warnings.ca.gov](http://www.p65warnings.ca.gov).

**WARNING!** Couplings attached with bands or clamps may reduce the working pressure of the hose assembly to less than the maximum rated working pressure of the hose. Refer to the NAHAD Industrial Hose Assembly Guidelines.



# ARCTIC EDGE™

## Low Temperature Multipurpose Hose

### Series 7102

Series 7102 is a low temperature, multipurpose hose designed to handle air, mild chemicals, water, oil and refined fuels such as biodiesel (to B20 in dedicated service), diesel, ethanol and gasoline. The hose construction incorporates a static wire as a path to conduct an electrical charge to ground, and the multiple plies of textile reinforcement provide flexibility and kink resistance to -70°F (-57°C). The cover is resistant to oil and weathering, and incorporates a longitudinal solid blue stripe for color-coded identification.

- NOTES:**
- Do not use in dry air applications (typically, air systems that do not expose the tube of the hose to lubricating oil mist from the compressor).
  - Do not use to dispense or transfer biodiesel, diesel fuel, or gasoline in regulated service (API, NFPA, UL, ULC or any other agency approval or listing).
  - Do not use in vehicle engine applications.
  - Refer to the Refined Fuel/Hose Compatibility Table in the Media Compatibility section.

<b>Tube:</b>	Black nitrile; ARPM Class A oil resistance
<b>Reinforcement:</b>	Multiple textile plies with static wire
<b>Cover:</b>	Black chloroprene; smooth finish
<b>Temp. Range:</b>	<b>Air:</b> -70°F to +158°F (-57°C to +70°C) <b>Other Media:</b> -70°F to +212°F (-57°C to +100°C)
<b>Brand Method:</b>	White ink; solid blue stripe on reverse
<b>Brand Example:</b>	PARKER SERIES 7102 ARCTIC EDGE™ (-70°F) LOW TEMP (ID) 300 PSI MAX WP
<b>Design Factor:</b>	4:1
<b>Industry Standards:</b>	None applicable
<b>Applications:</b>	<ul style="list-style-type: none"> <li>• Air, mild chemicals, oil, water; biodiesel (to B20 in dedicated service), diesel, ethanol, gasoline</li> <li>• Cold weather, refrigerated applications</li> <li>• Agriculture, construction, general industrial</li> </ul>
<b>Vacuum:</b>	Not recommended
<b>Compare to:</b>	ContiTech Arctic Ortac; Thermoid Glacier Multipurpose

### Crimp Specifications

For currently qualified crimp specifications including coupling designation, refer to CrimpSource at [www.parker.com/crimpsource](http://www.parker.com/crimpsource). Refer to the COS-K4 crimper for crimp specs for hose 4" ID and smaller. Refer to the COS-K6 or COS-K10 crimpers for hose IDs larger than 4".

#													
Part Number	ID (in)	ID (mm)	Reinf Layers	OD (in)	OD (mm)	Approx Wt (lbs/ft)	Approx Wt (kg/m)	Min Bend Rad (in)	Min Bend Rad (mm)	Max WP (psi)	Max WP (bar)	Nom Std Pack Qty (ft)	Pkg Type
7102-38304	3/8	9.5	4	0.8	19.1	0.21	0.31	4	97	300	21	650	Reel
7102-50304	1/2	12.7	4	0.9	23.0	0.28	0.42	5	127	300	21	500	Reel
7102-75304	3/4	19.1	4	1.2	29.4	0.37	0.55	6	152	300	21	400	Reel
7102-100304	1	25.4	4	1.5	37.0	0.54	0.80	8	203	300	21	300	Reel
7102-125304	1-1/4	31.8	4	1.8	46.0	0.83	1.24	9	229	300	21	250	Reel
7102-138304	1-3/8	34.9	4	1.9	48.9	0.89	1.33	10	241	300	21	200	Reel
7102-150304	1-1/2	38.1	4	2.0	51.6	0.92	1.37	10	254	300	21	200	Reel

**WARNING:** This product can expose you to chemicals including DEHP, which is known to the State of California to cause cancer and birth defects or other reproductive harm. For more information go to [www.p65warnings.ca.gov](http://www.p65warnings.ca.gov).

**WARNING!** Couplings attached with bands or clamps may reduce the working pressure of the hose assembly to less than the maximum rated working pressure of the hose. Refer to the NAHAD Industrial Hose Assembly Guidelines.



## DAY-FLO® Multipurpose Oil Resistant Hose

Series 7134 (Red) and 7187 (Black)

Series 7134/7187 is a versatile, multipurpose hose designed to handle air, mild chemicals, oil, and water. The braided textile reinforcement provides kink resistance and superior coupling retention, and the cover is resistant to oil and weathering.

- NOTES:**
- Do not use in dry air applications (typically, air systems that do not expose the tube of the hose to lubricating oil mist from the compressor).
  - Do not use to dispense or transfer biodiesel, diesel fuel, or gasoline.

<b>Tube:</b>	Black nitrile; ARPM Class A oil resistance
<b>Reinforcement:</b>	One or multiple textile braids
<b>Cover:</b>	<b>7134:</b> Red chloroprene, smooth finish <b>7187:</b> Black chloroprene, smooth finish
<b>Temp. Range:</b>	<b>Air:</b> -20°F to +158°F (-29°C to +70°C) <b>Other Media:</b> -20°F to +212°F (-29°C to +100°C)
<b>Brand Method:</b>	White ink
<b>Brand Example:</b>	PARKER SERIES (7134) (7187) DAY-FLO® (ID) XXX PSI MAX WP
<b>Design Factor:</b>	4:1
<b>Industry Standards:</b>	None applicable
<b>Applications:</b>	<ul style="list-style-type: none"> <li>• Air, mild chemicals, oil, water</li> <li>• Agriculture, construction, general industrial</li> </ul>
<b>Vacuum:</b>	Not recommended
<b>Compare to:</b>	Boston Easy Couple

### Series 7134 (Red) and Series 7187 (Black)

#### Crimp Specifications

For currently qualified crimp specifications including coupling designation, refer to CrimpSource at [www.parker.com/crimpsource](http://www.parker.com/crimpsource). Refer to the COS-K4 crimper for crimp specs for hose 4" ID and smaller. Refer to the COS-K6 or COS-K10 crimpers for hose IDs larger than 4".

#													
Part Number 7134 or 7187	ID (in)	ID (mm)	Reinf Layers	OD (in)	OD (mm)	Approx Wt (lbs/ft)	Approx Wt (kg/m)	Min Bend Rad (in)	Min Bend Rad (mm)	Max WP (psi)	Max WP (bar)	Nom Std Pack Qty (ft)	Pkg Type
-191	3/16	4.8	1	0.4	11.1	0.08	0.12	2	51	250	17	700	Reel
-251	1/4	6.4	1	0.5	12.7	0.09	0.13	3	64	250	17	700	Reel
-252			2	0.6	15.1	0.15	0.22	3	84	300	21	700	Reel
-311	5/16	7.9	1	0.6	15.9	0.14	0.21	3	76	250	17	700	Reel
-381	3/8	9.5	1	0.7	17.4	0.17	0.25	4	89	250	17	700	Reel
-382			2	0.7	18.3	0.19	0.28	4	102	300	21	700	Reel
-501	1/2	12.7	1	0.8	20.6	0.21	0.31	5	114	250	17	600	Reel
-502*			2	0.9	22.2	0.26	0.39	5	122	300	21	600	Reel

\* Series 7187 only.

**WARNING:** This product can expose you to chemicals including 1,3-Butadiene, which is known to the State of California to cause cancer and birth defects or other reproductive harm. For more information go to [www.p65warnings.ca.gov](http://www.p65warnings.ca.gov).

**WARNING!** Couplings attached with bands or clamps may reduce the working pressure of the hose assembly to less than the maximum rated working pressure of the hose. Refer to the NAHAD Industrial Hose Assembly Guidelines.



# WHIPPET® 200

## Multipurpose Hose

Series 7137

Series 7137 is a light duty, multipurpose hose designed to handle air, mild chemicals, oil and water, and is ideal for air hose whip ends, industrial bench work and light duty air lines. The braided textile reinforcement provides kink resistance and superior coupling retention, and the cover is resistant to oil and weathering.

- NOTES:**
- Do not use in dry air applications (typically, air systems that do not expose the tube of the hose to lubricating oil mist from the compressor).
  - Do not use to dispense or transfer biodiesel, diesel fuel, or gasoline.

<b>Tube:</b>	Black nitrile; ARPM Class A oil resistance
<b>Reinforcement:</b>	One textile braid
<b>Cover:</b>	Black chloroprene; smooth finish
<b>Temp. Range:</b>	<b>Air:</b> -40°F to +158°F (-40°C to +70°C) <b>Other Media:</b> -40°F to +212°F (-40°C to +100°C)
<b>Brand Method:</b>	Not branded
<b>Design Factor:</b>	4:1
<b>Industry Standards:</b>	None applicable
<b>Applications:</b>	<ul style="list-style-type: none"> <li>• Air, mild chemicals, oil, water</li> <li>• Air tools, hose whips</li> <li>• Assembly lines, general industrial</li> </ul>
<b>Vacuum:</b>	Not recommended
<b>Compare to:</b>	Boston Easy Couple

### Crimp Specifications

For currently qualified crimp specifications including coupling designation, refer to CrimpSource at [www.parker.com/crimpsource](http://www.parker.com/crimpsource). Refer to the COS-K4 crimper for crimp specs for hose 4" ID and smaller. Refer to the COS-K6 or COS-K10 crimpers for hose IDs larger than 4".

#													
Part Number	ID (in)	ID (mm)	Reinf Layers	OD (in)	OD (mm)	Approx Wt (lbs/ft)	Approx Wt (kg/m)	Min Bend Rad (in)	Min Bend Rad (mm)	Max WP (psi)	Max WP (bar)	Nom Std Pack Qty (ft)	Pkg Type
7137-251	1/4	6.4	1	0.4	11.0	0.06	0.09	2	51	200	14	700	Reel
7137-311	5/16	7.9	1	0.5	13.5	0.09	0.13	3	64	200	14	700	Reel
7137-381	3/8	9.5	1	0.6	15.9	0.12	0.18	4	89	200	14	700	Reel

**WARNING:** This product can expose you to chemicals including 1,3-Butadiene, which is known to the State of California to cause cancer and birth defects or other reproductive harm. For more information go to [www.p65warnings.ca.gov](http://www.p65warnings.ca.gov).

**WARNING!** Couplings attached with bands or clamps may reduce the working pressure of the hose assembly to less than the maximum rated working pressure of the hose. Refer to the NAHAD Industrial Hose Assembly Guidelines.



## MAXIFLEX® Lightweight Air Hose












### Series 7308E

Series 7308E is a flexible, lightweight, medium pressure hose designed to handle air, including light oil lubricating mists found in air tool lubricating systems, mild chemicals and water. The rugged cover is resistant to abrasion and weathering. Series 7308E provides service for low to medium pressure air and water applications in construction, general industrial, mines and quarries.

<b>Tube:</b>	Black SBR
<b>Reinforcement:</b>	Multiple textile plies
<b>Cover:</b>	Yellow SBR; wrapped finish
<b>Temp. Range:</b>	-20°F to +212°F (-29°C to +100°C)
<b>Brand Method:</b>	Embossed
<b>Brand Example:</b>	PARKER SERIES 7308E MAXIFLEX AIR HOSE 300 PSI WP
<b>Design Factor:</b>	3:1
<b>Industry Standards:</b>	None applicable
<b>Applications:</b>	<ul style="list-style-type: none"> <li>• Air, water</li> <li>• Heavy duty air tools, compressors</li> <li>• Construction, general industrial, mines, quarries</li> </ul>
<b>Vacuum:</b>	Not recommended
<b>Compare to:</b>	ContiTech Plicord Air 300

#### Crimp Specifications

For currently qualified crimp specifications including coupling designation, refer to CrimpSource at [www.parker.com/crimpsource](http://www.parker.com/crimpsource). Refer to the COS-K4 crimper for crimp specs for hose 4" ID and smaller. Refer to the COS-K6 or COS-K10 crimpers for hose IDs larger than 4".

# Part Number	 ID (in)	 ID (mm)	 Reinf Layers	 OD (in)	 OD (mm)	 Approx Wt (lbs/ft)	 Approx Wt (kg/m)	 Max WP (psi)	 Max WP (bar)	 Nom Std Pack Qty (ft)	 Pkg Type
7308E-1000	1	25.4	2	1.5	37.8	0.52	0.77	300	21	100	Coil
7308E-1250	1-1/4	31.8	2	1.8	44.2	0.63	0.94	300	21	100	Coil
7308E-1500	1-1/2	38.1	2	2.1	52.6	0.85	1.26	300	21	100	Coil
7308E-2000	2	50.8	4	2.6	66.0	1.16	1.73	300	21	100	Coil
7308E-2500	2-1/2	63.5	4	3.1	78.7	1.41	2.10	300	21	100	Coil
7308E-3000	3	76.2	4	3.5	91.4	1.66	2.47	300	21	100	Coil

**WARNING:** This product can expose you to chemicals including Carbon Black, which is known to the State of California to cause cancer. For more information go to [www.p65warnings.ca.gov](http://www.p65warnings.ca.gov).

**WARNING!** Couplings attached with bands or clamps may reduce the working pressure of the hose assembly to less than the maximum rated working pressure of the hose. Refer to the NAHAD Industrial Hose Assembly Guidelines.



# DRAGON BREATH® Hot Air Blower Hose

Series SW360

Series SW360 is a heavy duty, high pressure hot air blower hose designed for bulk loading/unloading of dry materials in plants or transport vehicles. The hose transfers hot air from a compressor to the storage bin/cargo bay to propel bulk product. The hose construction incorporates a tube that features a temperature rating to 350°F (177°C) and resists drying out. The dual wire helix provides full suction capability, kink resistance, flexibility for ease of handling and a path to conduct a static electrical charge to ground. The cover resists abrasion, heat and ozone.

- Tube:** Black EPDM
- Reinforcement:** Multiple textile plies with single or dual wire helix
- Cover:** Black EPDM; wrapped finish
- Temp. Range:** -40°F to +350°F (-40°C to +177°C)
- Brand Method:** Black text on yellow stripe
- Brand Example:** PARKER DRAGON BREATH SW360 HOT AIR BLOWER HOSE XXX PSI WP
- Design Factor:** 4:1
- Industry Standards:** None applicable
- Applications:**
  - Hot air blower systems
  - In-plant transfer; delivery, loading/unloading
  - General industrial, transportation
- Compare to:** ContiTech Plicord Torrid Air; Eaton Boston Wildcat Hot Air; Gates Hot Air Blower
- Vacuum:** 29" Hg (737 mm Hg)

### Crimp Specifications

For currently qualified crimp specifications including coupling designation, refer to CrimpSource at [www.parker.com/crimpsource](http://www.parker.com/crimpsource). Refer to the COS-K4 crimper for crimp specs for hose 4" ID and smaller. Refer to the COS-K6 or COS-K10 crimpers for hose IDs larger than 4".

#													
Part Number	ID (in)	ID (mm)	Reinf Layers	OD (in)	OD (mm)	Approx Wt (lbs/ft)	Approx Wt (kg/m)	Min Bend Rad (in)	Min Bend Rad (mm)	Max WP (psi)	Max WP (bar)	Nom Std Pack Qty (ft)	Pkg Type
SW360-1500	1-1/2	38.1	2	2.0	51.0	0.89	1.32	5	127	200	14	100	Coil
SW360-2000	2	50.8	2	2.6	64.8	1.17	1.74	6	152	200	14	100	Coil
SW360-3000	3	76.2	2	3.6	90.9	1.97	2.93	12	305	200	14	100	Coil
SW360-4000	4	101.6	2	4.6	116.6	2.82	4.20	16	406	125	9	100	Coil
SW360-6000	6	152.4	2	6.7	169.4	4.93	7.34	24	610	100	7	100	Coil

**⚠ WARNING:** This product can expose you to chemicals including Carbon Black, which is known to the State of California to cause cancer. For more information go to [www.p65warnings.ca.gov](http://www.p65warnings.ca.gov).

### ⚠ WARNINGS!

- ▶ Couplings attached with bands or clamps may reduce the working pressure of the hose assembly to less than the maximum rated working pressure of the hose. Refer to the NAHAD Industrial Hose Assembly Guidelines.
- ▶ Do not use with cam and groove couplings, which are designed for use with liquids.



# THORO-BRAID® Medium Pressure Wire Braid Multipurpose Hose

Series 7251



Series 7251 is a large diameter, versatile, medium pressure hose designed to handle air, mild chemicals, oil and water. The hose construction incorporates high tensile wire braid reinforcement that provides durability, kink resistance, medium pressure capability, and superior coupling retention. The flame resistant yellow cover meets MSHA requirements and is resistant to abrasion and oil. Series 7251 provides service for high pressure air, dust suppression and water applications in construction, general industrial, mines and quarries.

- Tube:** Black chloroprene
- Reinforcement:** One or multiple wire braids
- Cover:** Yellow nitrile/PVC; perforated wrapped finish
- Temp. Range:** -20°F to +212°F (-29°C to +100°C)
- Brand Method:** Embossed
- Brand Example:** PARKER SERIES 7251 THORO-BRAID® AIR HOSE - WIRE BRAID XXX PSI MAX WP-DE4 FIRE RESISTANT-MSHA #
- Design Factor:** 4:1
- Industry Standards:** MSHA
- Applications:**
  - Air, mild chemicals, oil, water
  - Heavy duty air tools, compressors; bull hose, drill hose
  - Construction, general industrial, mines and quarries
- Vacuum:** Not recommended
- Compare to:** ContiTech Ultrabraid Steel Air; Gates 500 MP/Air Drill; Kuriyama T130AK

**Crimp Specifications**

For currently qualified crimp specifications including coupling designation, refer to CrimpSource at [www.parker.com/crimpsource](http://www.parker.com/crimpsource). Refer to the COS-K4 crimper for crimp specs for hose 4" ID and smaller. Refer to the COS-K6 or COS-K10 crimpers for hose IDs larger than 4".

# Part Number	ID (in)	ID (mm)	Reinf Layers	OD (in)	OD (mm)	Approx Wt (lbs/ft)	Approx Wt (kg/m)	Min Bend Rad (in)	Min Bend Rad (mm)	Max WP (psi)	Max WP (bar)	Nom Std Pack Qty (ft)	Pkg Type
7251-1501K	1-1/2	38.1	1	2.1	52.4	1.22	1.82	20	508	600	41	150	Carton
7251-2002K	2	50.8	2	2.7	67.5	1.89	2.82	25	635	600	41	150	Carton
7251-2502K	2-1/2	63.5	2	3.2	80.2	2.30	3.43	32	813	500	35	150	Carton
7251-3002K	3	76.2	2	3.7	92.9	2.73	4.07	37	927	500	35	150	Carton
7251-4002K	4	101.6	2	4.7	118.3	3.63	5.41	48	1219	400	28	150	Coil

**⚠ WARNING:** This product can expose you to chemicals including Carbon Black, which is known to the State of California to cause cancer. For more information go to [www.p65warnings.ca.gov](http://www.p65warnings.ca.gov).

**⚠ WARNING!** Couplings attached with bands or clamps may reduce the working pressure of the hose assembly to less than the maximum rated working pressure of the hose. Refer to the NAHAD Industrial Hose Assembly Guidelines.



# YELLOW BIRD® High Pressure Wire Braid Mine and Multipurpose Hose Series 7284



Series 7284 is a versatile, heavy duty high pressure hose designed to handle air, mild chemicals and water. The hose construction incorporates high tensile wire braid reinforcement that provides durability, kink resistance, high pressure capability, and superior coupling retention. The flame resistant bright yellow cover meets MSHA requirements and is also resistant to abrasion and oil. Series 7284 provides service for high pressure air, dust suppression and water applications in construction, general industrial, mines and quarries.

- Tube:** Black SBR
- Reinforcement:** One wire braid
- Cover:** Yellow nitrile/PVC; perforated wrapped finish
- Temp. Range:** -20°F to +212°F (-29°C to +100°C)
- Brand Method:** Black ink
- Brand Example:** PARKER SERIES 7284 YELLOW BIRD® HOSE XXXX PSI MAX WP  
MSHA #—FLAME RESISTANT
- Design Factor:** 4:1
- Industry Standards:** MSHA
- Applications:**
  - Air, water
  - Heavy duty air tools, compressors; drill hose, dust suppression in mines
  - Construction, general industrial, mines and quarries
- Vacuum:** Not recommended
- Compare to:** Boston Concord Yellow Jack; Gates 1000MP/Mine Spray; Thermoid Hercules 1000

### Crimp Specifications

For currently qualified crimp specifications including coupling designation, refer to CrimpSource at [www.parker.com/crimpsource](http://www.parker.com/crimpsource). Refer to the COS-K4 crimper for crimp specs for hose 4" ID and smaller. Refer to the COS-K6 or COS-K10 crimpers for hose IDs larger than 4" .

# Part Number	 ID (in)	 ID (mm)	 Reinf Layers	 OD (in)	 OD (mm)	 Approx Wt (lbs/ft)	 Approx Wt (kg/m)	 Min Bend Rad (in)	 Min Bend Rad (mm)	 Max WP (psi)	 Max WP (bar)	 Nom Std Pack Qty (ft)	 Pkg Type
7284-381												500	Reel
7284-381050	3/8	9.5	1	0.7	17.8	0.23	0.34	6	152	1500	103	50	Carton
7284-381075												75	Carton
7284-381100												100	Carton
7284-501												500	Reel
7284-501050	1/2	12.7	1	1.0	24.6	0.37	0.55	7	178	1000	69	50	Carton
7284-501100												100	Carton
7284-751												500	Reel
7284-751050	3/4	19.1	1	1.2	31.0	0.50	0.75	10	241	1000	69	50	Carton
7284-751075												75	Carton
7284-751100												100	Carton
7284-1001050	1	25.4	1	1.5	37.3	0.69	1.03	12	305	1000	69	50	Carton

**WARNING:** This product can expose you to chemicals including Carbon Black, which is known to the State of California to cause cancer. For more information go to [www.p65warnings.ca.gov](http://www.p65warnings.ca.gov).

**WARNING!** Couplings attached with bands or clamps may reduce the working pressure of the hose assembly to less than the maximum rated working pressure of the hose. Refer to the NAHAD Industrial Hose Assembly Guidelines.



# Factory Assemblies

## Air Hose

Series 7092 (Red) and  
Series 7093 (Black)

Series 7092/7093 is designed as an abrasion and weather resistant hose for compressor and general industrial air service. The factory-installed, crimped-on lightweight brass couplings provide a secure hose/fitting interface, and the rigid male NPT ends provide easy, quick and secure connections.



**Temp Range:** -40°F to +212°F (-40°C to +100°C)

**Design Factor:** 4:1

Crimped-on Brass, Rigid Male 1/4" x 1/4" NPT Thread Couplings Each End  
Display Cartons with Parker Center Retail Packaging Disc

### Series 7092 (Red)

# Part Number	⊙		↔		⚖		⌚		📦	
	ID (in)	ID (mm)	Length (ft)	Length (m)	Approx Wt (lbs/ea)	Approx Wt (kg/ea)	Max WP (psi)	Max WP (bar)	Std Pack Qty (ea)	Pkg Type
7092252-KAC	1/4	6.4	50	15.24	4.75	2.15	200	14	5	Carton
7092252-KAD			25	7.62	2.50	1.13			10	
7092253-KAA	1/4	6.4	50	15.24	6.01	2.73	300	21	5	Carton
7092253-KAB			25	7.62	3.15	1.43			10	
7092382-KAC	3/8	9.5	50	15.24	7.37	3.34	200	14	5	Carton
7092382-KAD			25	7.62	3.86	1.75			10	
7092383-KAA	3/8	9.5	50	15.24	8.33	3.78	300	21	5	Carton
7092383-KAB			25	7.62	4.34	1.87			10	

**⚠ WARNING:** This product can expose you to chemicals including Carbon Black, which is known to the State of California to cause cancer. For more information go to [www.p65warnings.ca.gov](http://www.p65warnings.ca.gov).

### Series 7093 (Black)

# Part Number	⊙		↔		⚖		⌚		📦	
	ID (in)	ID (mm)	Length (ft)	Length (m)	Approx Wt (lbs/ea)	Approx Wt (kg/ea)	Max WP (psi)	Max WP (bar)	Std Pack Qty (ea)	Pkg Type
7093252-KAC	1/4	6.4	50	15.24	4.65	2.11	200	14	5	Carton
7093253-KAA	1/4	6.4	50	15.24	5.83	2.64	300	21	5	Carton
7093382-KAC	3/8	9.5	50	15.24	7.15	3.24	200	14	5	Carton
7093383-KAA	3/8	9.5	50	15.24	8.09	3.67	300	21	5	Carton

**⚠ WARNING:** This product can expose you to chemicals including Carbon Black, which is known to the State of California to cause cancer. For more information go to [www.p65warnings.ca.gov](http://www.p65warnings.ca.gov).

# Factory Assemblies

## Service Station Air Hose

Series 7092 (Red)

Series 7092 is designed as an abrasion and weather resistant hose for service station compressor and general industrial air service. The factory-installed, crimped-on lightweight brass couplings provide a secure hose/fitting interface, and the rigid male NPT ends provide easy, quick and secure connections.



**Temp Range:** -40°F to +212°F (-40°C to +100°C)

**Design Factor:** 4:1

Crimped-on Brass, Rigid Male NPT Thread Couplings Each End

Cartoned and Tied, No Center Disc

Cartons

# Part Number	ID (in)	Length (ft)	Approx Wt (lbs/ea)	Approx Wt (kg/ea)	Max WP (psi)	Cplg Thread Size (in)	Std Pack Qty (ea)	Pkg Type
7092RKH-300	1/4	25	3.15	1.43	300	1/4 x 1/4	10	Carton
7092RKH-600		50	6.05	2.74			5	Carton
7092RLB-300	3/8	25	4.34	1.97	300	3/8 x 3/8	10	Carton
7092RLB-600		50	8.33	3.78			5	Carton
7092RLC-300	3/8	25	4.34	1.97	300	1/4 x 1/4	10	Carton
7092RLC-600		50	8.33	3.78			5	Carton
7092RMA-300	3/8	25	3.86	1.75	200	1/4 x 1/4	10	Carton
7092RMA-600		50	7.37	3.34			5	Carton

**WARNING:** This product can expose you to chemicals including Carbon Black, which is known to the State of California to cause cancer. For more information go to [www.p65warnings.ca.gov](http://www.p65warnings.ca.gov).



# TWINHAMMER™

## Air/Water Jackhammer Hose System

### Series 7084

Series 7084 Twinhammer hose is the first factory-assembled dual hose system that delivers both air and water in a single, unitized configuration for silica dust suppression in pneumatic jackhammer applications. Twinhammer hose is a safe and efficient way to comply with the OSHA silica dust control standard. The new twin line hose system transfers air to power heavy duty pneumatic jackhammers/breakers, transfers water to suppress silica dust produced by tool operation, and helps create a safer and more efficient work environment.

Twinhammer hose assemblies feature durable abrasion resistant and chemically bonded lines for easy handling. The design eliminates the need for intrusive clamps, straps, tape or zip ties used to cobble together a makeshift harness for independent air and water hoses. The assemblies incorporate universal end styles for quick connection/disconnection to the air supply, and rust resistant brass male NPT couplings for easy attachment to the water supply and spray nozzle.

<b>Tube:</b>	Black EPDM
<b>Reinforcement:</b>	Multiple textile plies
<b>Cover:</b>	<b>Air Hose:</b> Red EPDM <b>Water Hose:</b> Blue EPDM
<b>Temp. Range:</b>	-40°F to +212°F (-40°C to +100C)
<b>Brand Method:</b>	<b>Air Hose:</b> White ink <b>Water Hose:</b> No brand
<b>Brand Example:</b>	PARKER SERIES 7084 300 PSI MAX WP
<b>Design Factor:</b>	3:1
<b>Industry Standards:</b>	None applicable
<b>Applications:</b>	<ul style="list-style-type: none"> <li>Wet method dust suppression hose system for pneumatic jackhammers</li> </ul>
<b>Vacuum:</b>	Not recommended
<b>Couplings:</b>	<b>Air Hose:</b> Crimped carbon steel universal each end <b>Water Hose:</b> Crimped brass 3/8" x 3/8" rigid male NPT each end

#### Crimp Specifications

For currently qualified crimp specifications including coupling designation, refer to CrimpSource at [www.parker.com/crimpsource](http://www.parker.com/crimpsource). Refer to the COS-K4 crimper for crimp specs for hose 4" ID and smaller. Refer to the COS-K6 or COS-K10 crimpers for hose IDs larger than 4".

# Part Number	Hose Color	ID (in)	ID (mm)	Reinf Layers	OD (in)	OD (mm)	Approx Wt (lbs/ft)	Approx Wt (kg/m)	Length (ft/ea)	Length (m/ea)	Max WP (psi)	Max WP (bar)	Std Pack Qty (ea)	Pkg Type
7084JHT75-600	Red	3/4	19.1	2	1.16	29.4	26.7	39.78	50	15.2	300	21	1	Carton
	Blue	3/8	9.5	2	0.66	16.7								
7084JHT75-600B	Red	3/4	19.1	2	1.16	29.4	26.7	39.78	50	15.2	300	21	15	Carton
	Blue	3/8	9.5	2	0.66	16.7								

Air hose is rated to 300 psi maximum working pressure. Finished hose assembly is rated to 150 psi due to limitation of the industry preferred fitting end style/connection.

(Continued on the following page)

**WARNING:** This product can expose you to chemicals including Lead, which is known to the State of California to cause cancer and birth defects or other reproductive harm. For more information go to [www.p65warnings.ca.gov](http://www.p65warnings.ca.gov).

**WARNING!** Couplings attached with bands or clamps may reduce the working pressure of the hose assembly to less than the maximum rated working pressure of the hose. Refer to the NAHAD Industrial Hose Assembly Guidelines.

## Series 7084 – TWINHAMMER™ Air/Water Jackhammer Hose System (Continued)

### Jackhammer Hose Spray Kit






The Parker jackhammer hose spray kit provides an engineered transfer of water from the supply hose to the jackhammer bit. The kit is easy and convenient to install and provides efficient and consistent water angle, distance, flow and spray pattern for effective silica dust control. The kit can be used as part of an OSHA-compliant wet method hose system for silica dust suppression.

The kit includes the hardware and attachment components to apply to many models and generations of jackhammers\*:

- Couplings/connectors
- Straps
- Water nozzle
- Jumper hose
- Thread tape
- Installation instructions
- Shims
- Water valve

\* *Twinhammer Hose Assembly ordered separately.*



# Part Number	 Individual Carton Dimensions (in)	 Approx Wt (lbs/kit)	 Approx Wt (kg/kit)	 Std Pack Qty (ea)	 Pkg Type
7084JHT75-KIT	10" x 10" x 3"	4	1.35	3	Carton

Packaging: 3 individually boxed kits per master carton. No broken package shipments.

**⚠️ WARNING:** This product can expose you to chemicals including Lead, which is known to the State of California to cause cancer and birth defects or other reproductive harm. For more information go to [www.p65warnings.ca.gov](http://www.p65warnings.ca.gov).

# Factory Assemblies

## Jackhammer Hose

Series 7081 (Red EPDM)

**Temp Range:** -40°F to +212°F (-40°C to +100°C)  
Crimped-on Universal Couplings Each End  
Cartoned and Tied, No Center Disc



# Part Number	ID (in)	ID (mm)	Length (ft)	Length (m)	Approx Wt (lbs/ea)	Approx Wt (kg/ea)	Max WP (psi)*	Max WP (bar)*	Std Pack Qty (ea)	Pkg Type
7081JHE75-600	3/4	19.1	50	15.24	16.84	7.64	200	14	1	Carton
7081JHE75-600B									36	Carton

\* **NOTE:** Air hose is rated to 200 psi maximum working pressure. Finished hose assembly is rated to 150 psi due to limitation of the industry preferred fitting end.

**WARNING:** This product can expose you to chemicals including Lead, which is known to the State of California to cause cancer and birth defects or other reproductive harm. For more information go to [www.p65warnings.ca.gov](http://www.p65warnings.ca.gov).

## Sledgehammer Hose

Series 7082 (Red EPDM) and  
Series 7083 (Yellow EPDM)

**Temp Range:** -40°F to +212°F (-40°C to +100°C)  
Crimped-on Universal Couplings Each End  
Cartoned and Tied, No Center Disc



### Series 7082 (Red)

# Part Number	ID (in)	ID (mm)	Length (ft)	Length (m)	Approx Wt (lbs/ea)	Approx Wt (kg/ea)	Max WP (psi)*	Max WP (bar)*	Std Pack Qty (ea)	Pkg Type
7082JHP75-600	3/4	19.1	50	15.24	19.15	8.69	300	21	1	Carton
7082JHP75-600B									36	Carton

**WARNING:** This product can expose you to chemicals including Lead, which is known to the State of California to cause cancer and birth defects or other reproductive harm. For more information go to [www.p65warnings.ca.gov](http://www.p65warnings.ca.gov).

### Series 7083 (Yellow)


# Part Number	ID (in)	ID (mm)	Length (ft)	Length (m)	Approx Wt (lbs/ea)	Approx Wt (kg/ea)	Max WP (psi)*	Max WP (bar)*	Std Pack Qty (ea)	Pkg Type
7083JHP75-600	3/4	19.1	50	15.24	19.23	8.72	300	21	1	Carton
7083JHP75-600B									36	Carton

\* **NOTE:** Air hose is rated to 300 psi maximum working pressure. Finished hose assembly is rated to 150 psi due to limitation of the industry preferred fitting end.

**WARNING:** This product can expose you to chemicals including Lead, which is known to the State of California to cause cancer and birth defects or other reproductive harm. For more information go to [www.p65warnings.ca.gov](http://www.p65warnings.ca.gov).



**Aircraft Fueling Hose**



## Hose Selector Guide – by application

Series	Trademark	Hose Application / Construction	Tube	Cover	Size Range (in)	Pressure Range (psi)	Temp Range (°F)	Page No.
7139		Twin sensing, green/red	Nitrile	Chloroprene	1/4	200	-30 / +200	51
7140		Twin sensing, green/yellow	Nitrile	Chloroprene	3/8	250	-30 / +200	52
7775	GOLD LABEL®	Discharge, low pressure	Nitrile	Nitrile	3/4 - 1-1/2	150	-40 / +180	47
7776	GOLD LABEL®	Discharge, high pressure	Nitrile	Nitrile	1 - 4	300	-40 / +180	48
7776CT	GOLD LABEL®	Discharge, high pressure, cold temperature	Nitrile	Nitrile	1 - 4	300	-55 / +180	49
7777	GOLD LABEL®	Jac-riser, suction/ discharge	Nitrile	Nitrile	2 - 4	300	-40 / +180	50

## Hose Selector Guide – by industry standard

Series	Industry Standards		
	API/IP (EI)	BS/EN	NFPA
7775	■		■
7776	■	■	■
7776CT	■		■
7777	■	■	■

The above tables are guides only. It is the responsibility of the end user to select and/or test the most appropriate product for the application. For more specific Industry Standards information, refer to the “Industry Standards” section of each respective product page. Contact Parker for additional information.

**A complete listing of industry standards is available in the Introduction section. See the pages immediately following the Table of Contents for a complete index by series, and by product application and name.**

**Refer to the Refined Fuel/Hose Compatibility Table in the Media Compatibility section.**

Due to continual product improvements, Parker reserves the right to alter specifications without prior notice.





# GOLD LABEL® Aircraft Fueling Hose

Series 7775



Series 7775 is a flexible, lightweight, low pressure aircraft fueling hose. The hose construction and materials provide easy handling for reel service and a path to conduct a static electrical charge to ground. The premium nitrile tube minimizes permeation and will not contaminate product going through the hose, and the nitrile cover is resistant to abrasion, oil and weathering.

- NOTES:**
- Refer to the Refined Fuel/Hose Compatibility Table in the Media Compatibility section.
  - Refer to the Safety and Technical Information section of this catalog for safety, handling and use information.
  - Series 7775 is available only through Parker Select Aircraft Hose Assembly Fabricators. Contact Parker for a referral.

<b>Tube:</b>	Black nitrile
<b>Reinforcement:</b>	Multiple textile plies
<b>Cover:</b>	Static conductive black nitrile; wrapped finish
<b>Temp. Range:</b>	-40°F to +180°F (-40°C to +82°C)
<b>Brand Method:</b>	<b>Side One:</b> Embossed <b>Side Two:</b> Black text on gold stripe
<b>Brand Example:</b>	<b>Side One:</b> PARKER SERIES 7775 (ID) API/IP 1529/2005 TYPE C GRADE 1 NFPA 407 WP 1034 KPa (150 PSI) <b>Side Two:</b> PARKER GOLD LABEL® AIRCRAFT FUELING HOSE
<b>Design Factor:</b>	4:1
<b>Industry Standards:</b>	API/IP (EI) 1529:2005, Type C, Grade 1; NFPA 407:2007
<b>Applications:</b>	Aircraft fueling with avgas and jet fuel
<b>Vacuum:</b>	Not recommended
<b>Compare to:</b>	ContiTech Advantage

### Crimp Specifications

For currently qualified crimp specifications including coupling designation, refer to CrimpSource at [www.parker.com/crimpsource](http://www.parker.com/crimpsource). Refer to the COS-K4 crimper for crimp specs for hose 4" ID and smaller. Refer to the COS-K6 or COS-K10 crimpers for hose IDs larger than 4".

# Part Number	ID (in)	ID (mm)	Reinf Layers	OD (in)	OD (mm)	Approx Wt (lbs/ft)	Approx Wt (kg/m)	Drum/Reel OD (in)	Drum/Reel OD (mm)	Max WP (psi)	Max WP (bar)
7775-0750	3/4	19.1	2	1.4	35.0	0.57	0.85	7.5	190.5	150	10
7775-1000	1	25.4	2	1.6	41.4	0.69	1.03	10.0	254.0	150	10
7775-1250	1-1/4	31.8	4	1.9	48.5	0.88	1.31	13.0	330.2	150	10
7775-1500	1-1/2	38.1	4	2.2	55.6	1.07	1.59	15.0	381.0	150	10

**WARNING:** This product can expose you to chemicals including DEHP, which is known to the State of California to cause cancer and birth defects or other reproductive harm. For more information go to [www.p65warnings.ca.gov](http://www.p65warnings.ca.gov).



# GOLD LABEL® Aircraft Fueling Hose

Series 7776

Industry Standards	
✓	API/IP (EI)
✓	BS/EN
✓	NFPA

Series 7776 is a high pressure hose for top deck reel and platform type aircraft fueling equipment. The hose construction and materials provide a path to conduct a static electrical charge to ground, the premium nitrile tube minimizes permeation and will not contaminate product going through the hose, and the nitrile cover is resistant to abrasion, oil and weathering. The hose is also suitable for defueling service at low pressures (suction/vacuum rating to 8 in. Hg).

- NOTES:**
- Refer to the Refined Fuel/Hose Compatibility Table in the Media Compatibility section.
  - Refer to the Safety and Technical section of this catalog for safety, handling and use information.
  - Series 7776 is available only through Parker Select Aircraft Hose Assembly Fabricators. Contact Parker for a referral.

<b>Tube:</b>	Black nitrile
<b>Reinforcement:</b>	Multiple textile plies
<b>Cover:</b>	Static conductive black nitrile; wrapped finish
<b>Temp. Range:</b>	-40°F to +180°F (-40°C to +82°C)
<b>Brand Method:</b>	<b>Side One:</b> Embossed <b>Side Two:</b> Black text on gold stripe
<b>Brand Example:</b>	<b>Side One:</b> PARKER SERIES 7776 (ID) API/IP 1529/2005 TYPE C GRADE 2 NFPA 407 BS EN 1361/2004 (DATE CODE) WP 2068 KPa (300 PSI) <b>Side Two:</b> PARKER GOLD LABEL® AIRCRAFT FUELING HOSE
<b>Design Factor:</b>	4:1
<b>Industry Standards:</b>	API/IP (EI) 1529:2005, Type C, Grade 2; NFPA 407:2007; BS EN1361:2004
<b>Applications:</b>	Aircraft fueling with avgas and jet fuel
<b>Vacuum:</b>	To 8" Hg
<b>Compare to:</b>	Contitech Elaflex HD-C; ContiTech Jet Ranger & Wingcraft; Semperit 48137 TAPC

### Crimp Specifications

For currently qualified crimp specifications including coupling designation, refer to CrimpSource at [www.parker.com/crimpsource](http://www.parker.com/crimpsource). Refer to the COS-K4 crimper for crimp specs for hose 4" ID and smaller. Refer to the COS-K6 or COS-K10 crimpers for hose IDs larger than 4".

# Part Number	ID (in)	ID (mm)	Reinf Layers	OD (in)	OD (mm)	Approx Wt (lbs/ft)	Approx Wt (kg/m)	Drum/Reel OD (in)	Drum/Reel OD (mm)	Max WP (psi)	Max WP (bar)
7776-1000	1	25.4	2	1.6	41.4	0.69	1.03	10.0	254.0	300	21
7776-1250	1-1/4	31.8	4	1.9	48.5	0.88	1.31	13.0	330.2	300	21
7776-1500	1-1/2	38.1	4	2.2	55.6	1.07	1.59	15.0	381.0	300	21
7776-2000	2	50.8	4	2.7	69.6	1.46	2.18	20.0	508.0	300	21
7776-2500	2-1/2	63.5	4	3.3	82.8	1.81	2.70	25.0	635.0	300	21
7776-3000	3	76.2	4	3.8	95.5	2.08	3.10	30.0	762.0	300	21
7776-4000	4	101.6	4	5.0	127.0	3.61	5.38	40.0	1016.0	300	21

**WARNING:** This product can expose you to chemicals including DEHP, which is known to the State of California to cause cancer and birth defects or other reproductive harm. For more information go to [www.p65warnings.ca.gov](http://www.p65warnings.ca.gov).



# GOLD LABEL®

## Cold Temperature Aircraft Fueling Hose

### Series 7776CT



Series 7776CT is a low temperature, high pressure hose for top deck reel and platform type aircraft fueling equipment. The proprietary rubber compounds enable this hose to stay flexible in extreme low temperatures, and the hose construction and materials provide a path to conduct a static electrical charge to ground. The premium nitrile tube minimizes permeation and will not contaminate product going through the hose, and the nitrile cover is resistant to abrasion, oil and weathering. The hose is also suitable for defueling service at low pressures (suction/vacuum rating to 8" Hg).

- NOTES:**
- Refer to the Refined Fuel/Hose Compatibility Table in the Media Compatibility section.
  - Refer to the Safety and Technical Information section of this catalog for safety, handling and use information.
  - Series 7776CT is available only through Parker Select Aircraft Hose Assembly Fabricators. Contact Parker for a referral.

<b>Tube:</b>	Black nitrile
<b>Reinforcement:</b>	Multiple textile plies
<b>Cover:</b>	Static conductive black nitrile; wrapped finish
<b>Temp. Range:</b>	-55°F to +180°F (-48°C to +82°C)
<b>Brand Method:</b>	<b>Side One:</b> Embossed <b>Side Two:</b> Gold text on green stripe
<b>Brand Example:</b>	<b>Side One:</b> PARKER SERIES 7776CT (ID) API/IP 1529/2005 TYPE C-CT GRADE 2 NFPA 407 WP 2068 KPa (300 PSI) <b>Side Two:</b> PARKER GOLD LABEL® AIRCRAFT FUELING HOSE
<b>Design Factor:</b>	4:1
<b>Industry Standards:</b>	API/IP (EI) 1529:2005, Type C-CT, Grade 2; NFPA 407:2007
<b>Applications:</b>	Aircraft fueling with avgas and jet fuel in cold temperature environments
<b>Vacuum:</b>	To 8" Hg
<b>Compare to:</b>	Contitech Elaflex HDLT-C

### Crimp Specifications

For currently qualified crimp specifications including coupling designation, refer to CrimpSource at [www.parker.com/crimpsource](http://www.parker.com/crimpsource). Refer to the COS-K4 crimper for crimp specs for hose 4" ID and smaller. Refer to the COS-K6 or COS-K10 crimpers for hose IDs larger than 4".

# Part Number	 ID (in)	 ID (mm)	 Reinf Layers	 OD (in)	 OD (mm)	 Approx Wt (lbs/ft)	 Approx Wt (kg/m)	 Drum/Reel OD (in)	 Drum/Reel OD (mm)	 Max WP (psi)	 Max WP (bar)
7776CT-1000	1	25.4	2	1.7	42.9	0.67	1.00	10.0	254.0	300	21
7776CT-1250	1-1/4	31.8	2	1.9	49.3	0.81	1.21	13.0	330.2	300	21
7776CT-1500	1-1/2	38.1	4	2.2	55.6	0.97	1.45	15.0	381.0	300	21
7776CT-2000	2	50.8	4	2.7	68.8	1.23	1.83	20.0	508.0	300	21
7776CT-2500	2-1/2	63.5	4	3.2	81.0	1.40	2.09	25.0	635.0	300	21
7776CT-3000	3	76.2	4	3.7	93.7	1.70	2.53	30.0	762.0	300	21
7776CT-4000	4	101.6	6	4.9	123.2	2.70	4.02	40.0	1016.0	300	21

**WARNING:** This product can expose you to chemicals including DEHP, which is known to the State of California to cause cancer and birth defects or other reproductive harm. For more information go to [www.p65warnings.ca.gov](http://www.p65warnings.ca.gov).



# GOLD LABEL® Jac-Riser Aircraft Fueling Hose

Series 7777

Industry Standards	
✓	API/IP (EI)
✓	BS/EN
✓	NFPA

Series 7777 is a flexible connector hose for aviation fuel supplied through an adjustable elevated aircraft service platform, called a Jac-Riser, connected to a mobile dispenser cart that is supplied by an in-ground hydrant system. The hose construction and materials provide a path to conduct a static electrical charge to ground, and the dual wire helix provides flexibility, kink resistance and full suction capability for both fueling and defueling/unloading service. The premium nitrile tube minimizes permeation and will not contaminate product going through the hose, and the nitrile cover is resistant to abrasion and oil.

- NOTES:**
- Refer to the Refined Fuel/Hose Compatibility Table in the Media Compatibility section.
  - Refer to the Safety and Technical Information section of this catalog for safety, handling and use information.
  - Series 7777 is available only through Parker Select Aircraft Hose Assembly Fabricators. Contact Parker for a referral.

<b>Tube:</b>	Black nitrile
<b>Reinforcement:</b>	Multiple textile plies with dual wire helix
<b>Cover:</b>	Static conductive black nitrile; wrapped finish
<b>Temp. Range:</b>	-40°F to +180°F (-40°C to +82°C)
<b>Brand Method:</b>	<b>Side One:</b> Embossed <b>Side Two:</b> Black text on gold stripe
<b>Brand Example:</b>	<b>Side One:</b> PARKER SERIES 7777 (ID) API/IP 1529/2005 TYPE E GRADE 2 NFPA 407 BS EN 1361/2004 WP 2068 KPa (300 PSI) <b>Side Two:</b> PARKER GOLD LABEL® AIRCRAFT FUELING HOSE
<b>Design Factor:</b>	4:1
<b>Industry Standards:</b>	API/IP (EI) 1529:2005, Type E, Grade 2; NFPA 407:2007; BS EN1361:2004
<b>Applications:</b>	Aircraft fueling and defueling/unloading with avgas and jet fuel
<b>Vacuum:</b>	29" Hg (737 mm Hg)
<b>Compare to:</b>	Contitech Elaflex TW; Eaton Carter 64405; Semperit 56132 TAPE

### Crimp Specifications

For currently qualified crimp specifications including coupling designation, refer to CrimpSource at [www.parker.com/crimpsource](http://www.parker.com/crimpsource). Refer to the COS-K4 crimper for crimp specs for hose 4" ID and smaller. Refer to the COS-K6 or COS-K10 crimpers for hose IDs larger than 4".

# Part Number	ID (in)	ID (mm)	Reinf Layers	OD (in)	OD (mm)	Approx Wt (lbs/ft)	Approx Wt (kg/m)	Min Bend Rad (in)	Min Bend Rad (mm)	Max WP (psi)	Max WP (bar)
7777-2000	2	50.8	4	2.7	69.1	1.61	2.40	8	203	300	21
7777-2500	2-1/2	63.5	4	3.3	83.6	2.29	3.41	10	254	300	21
7777-3000	3	76.2	4	3.9	99.8	3.15	4.69	12	305	300	21
7777-4000	4	101.6	4	5.0	126.5	4.44	6.62	16	406	300	21

**WARNING:** This product can expose you to chemicals including DEHP, which is known to the State of California to cause cancer and birth defects or other reproductive harm. For more information go to [www.p65warnings.ca.gov](http://www.p65warnings.ca.gov).



# Deadman Twin Sensing Hose

Red / Green

Series 7139

Series 7139 is a flexible air hose incorporated in pneumatic closed-circuit control systems to prevent fuel spills during aircraft fueling operations. The hose is connected to air-actuated shut-off valves that are controlled by the aircraft fueling operator at all times during fueling operations. Series 7139 hose lines are chemically bonded to prevent separation and maximize flexibility, and the distinctive red/green covers provide color-coded identification. The hose features a nitrile tube that is resistant to oil and a chloroprene cover that is resistant to oil and weathering.

**NOTE:** Do not use for welding service.

- Tube:** Black nitrile
- Reinforcement:** Multiple textile plies
- Cover:** Red and green chloroprene; smooth finish
- Temp. Range:** -30°F to +200°F (-34°C to +93°C)
- Brand Method:** White ink on red hose
- Brand Example:** PARKER SERIES 7139 DEADMAN TWIN HOSE 1/4 ID  
200 PSI MAX WP
- Design Factor:** 4:1
- Industry Standards:** None applicable
- Applications:** Air hose incorporated in pneumatic closed-circuit control systems associated with aircraft fueling operations
- Vacuum:** Not rated
- Compare to:** Carter 64406; ContiTech Deadman Aircraft Refueling

### Crimp Specifications

For currently qualified crimp specifications including coupling designation, refer to CrimpSource at [www.parker.com/crimpsource](http://www.parker.com/crimpsource). Refer to the COS-K4 crimper for crimp specs for hose 4" ID and smaller. Refer to the COS-K6 or COS-K10 crimpers for hose IDs larger than 4".

# Part Number	ID (in)	ID (mm)	Reinf Layers	OD (in)	OD (mm)	Approx Wt (lbs/ft)	Approx Wt (kg/m)	Min Bend Rad (in)	Min Bend Rad (mm)	Max WP (psi)	Max WP (bar)	Nom Std Pack Qty (ft)	Pkg Type
7139-251	1/4	6.4	2	0.5	13.5	0.19	0.28	2	51	200	14	800	Reel

**WARNING:** This product can expose you to chemicals including DEHP, which is known to the State of California to cause cancer and birth defects or other reproductive harm. For more information go to [www.p65warnings.ca.gov](http://www.p65warnings.ca.gov).

**WARNING!** Couplings attached with bands or clamps may reduce the working pressure of the hose assembly to less than the maximum rated working pressure of the hose. Refer to the NAHAD Industrial Hose Assembly Guidelines.



## Twin Sensing Hose Yellow / Green Series 7140

Series 7140 is a flexible air hose for aircraft fueling systems that incorporate in-ground hydrants commonly found at large metropolitan airports. Twin sensing hose operates between the vehicle dispenser control system and the hydrant coupler/control valve, supplying data to monitor the flow and pressure of fuel being pumped into the aircraft. Series 7140 hose lines are chemically bonded to prevent separation and maximize flexibility, and the distinctive yellow/green covers provide color-coded identification. The hose features a nitrile tube that is resistant to oil and a chloroprene cover that is resistant to oil and weathering.

- Tube:** Black nitrile
- Reinforcement:** Multiple textile plies
- Cover:** Yellow and green chloroprene; smooth finish
- Temp. Range:** -30°F to +200°F (-34°C to +93°C)
- Brand Method:** White ink on green hose
- Brand Example:** PARKER SERIES 7140 TWIN SENSING HOSE 3/8 ID  
250 PSI MAX WP
- Design Factor:** 4:1
- Industry Standards:** None applicable
- Applications:** Air hose incorporated in pneumatic closed-circuit control and data systems associated with aircraft refueling operations
- Vacuum:** Not rated
- Compare to:** Carter 64407; ContiTech Refueling Sensing

### Crimp Specifications

For currently qualified crimp specifications including coupling designation, refer to CrimpSource at [www.parker.com/crimpsource](http://www.parker.com/crimpsource). Refer to the COS-K4 crimper for crimp specs for hose 4" ID and smaller. Refer to the COS-K6 or COS-K10 crimpers for hose IDs larger than 4".

#													
Part Number	ID (in)	ID (mm)	Reinf Layers	OD (in)	OD (mm)	Approx Wt (lbs/ft)	Approx Wt (kg/m)	Min Bend Rad (in)	Min Bend Rad (mm)	Max WP (psi)	Max WP (bar)	Nom Std Pack Qty (ft)	Pkg Type
7140-381	3/8	9.5	2	0.7	16.7	0.29	0.43	3	76	250	17	700	Reel

**WARNING:** This product can expose you to chemicals including DEHP, which is known to the State of California to cause cancer and birth defects or other reproductive harm. For more information go to [www.p65warnings.ca.gov](http://www.p65warnings.ca.gov).

**WARNING!** Couplings attached with bands or clamps may reduce the working pressure of the hose assembly to less than the maximum rated working pressure of the hose. Refer to the NAHAD Industrial Hose Assembly Guidelines.

# Chemical Hose



## Hose Selector Guide – by application

Series	Trademark	Hose Application / Construction		Tube	Cover	Size Range (in)	Pressure Range (psi)	Temp Range (°F)	Page No.
7108		Paint transfer		Nylon	Chloroprene	1/4 - 1/2	500-750	0 / +200	64
7261		Anhydrous ammonia	Stainless steel reinforced	EPDM	EPDM	1 - 2	350	-40 / +180	63
7262		Anhydrous ammonia	Nylon reinforced	EPDM	EPDM	1/2 - 2	350	-40 / +180	62
7373T	BLUE THUNDER®	Chemical transfer	Corrugated, blue	UHMWPE	EPDM	3/4 - 4	200	-40 / +180	55
7374	WILDCATTER®	Chemical transfer	High pressure, high temp	UHMWPE	EPDM	1 - 2	400-600	-40 / +180	58
SW373		Chemical transfer	Smooth, yellow	FEP	EPDM	1/2 - 4	150-400	-40 / +300	59
SWC683	TITANFLEX®	Chemical transfer	Corrugated, black	MXLPE	EPDM	1 - 6	125-250	-40 / +250	60
SWC683G	TITANFLEX®	Chemical transfer	Corrugated, green	MXLPE	EPDM	1 - 4	175-250	-40 / +250	60
SWC693	WILDCATTER®	Chemical transfer	Corrugated, green	UHMWPE	EPDM	1 - 4	200-250	-40 / +180	56
SWC693B	WILDCATTER®	Chemical transfer	Dual helix	UHMWPE	EPDM	1 - 4	200-250	-40 / +180	57

## Hose Selector Guide – by industry standard

Series	Industry Standards				
	ARPM	FDA	PMO	USDA	3-A
7261	■				
7262	■				
SW373		■	■	■	■

The above tables are guides only. It is the responsibility of the end user to select and/or test the most appropriate product for the application. For more specific Industry Standards information, refer to the “Industry Standards” section of each respective product page. Contact Parker for additional information.

**A complete listing of industry standards is available in the Introduction section. See the pages immediately following the Table of Contents for a complete index by series, and by product application and name.**

Due to continual product improvements, Parker reserves the right to alter specifications without prior notice.





## BLUE THUNDER® UHMWPE Chemical Hose

Series 7373T

Series 7373T is a high pressure suction and discharge hose designed to handle the vast majority of commonly used acids, chemicals and solvents. The ultra high molecular weight polyethylene (UHMWPE) tube will not leach into and contaminate the product being conveyed, and features a temperature rating to 180°F (82°C). The corrugated hose construction incorporates a dual wire helix that provides full suction capability, kink resistance, flexibility for ease of handling, and a path to conduct a static electrical charge to ground. The cover is resistant to abrasion, mild chemicals and ozone.

**NOTE:** Refer to the Safety and Technical Information section of this catalog for safety, handling and use information. Refer to the Media Compatibility section to determine compatibility with specific chemicals. Contact Parker for additional chemical compatibility information.

<b>Tube:</b>	Translucent ultra high molecular weight polyethylene (UHMWPE)
<b>Reinforcement:</b>	Multiple textile plies with dual wire helix
<b>Cover:</b>	Blue EPDM; corrugated wrapped finish
<b>Temp. Range:</b>	-40°F to +180°F (-40°C to +82°C)
<b>Brand Method:</b>	Yellow text on blue stripe
<b>Brand Example:</b>	PARKER SERIES 7373T BLUE THUNDER® UHMWPE TUBE MAX WP 200 PSI
<b>Design Factor:</b>	4:1
<b>Industry Standards:</b>	None applicable
<b>Applications:</b>	<ul style="list-style-type: none"> <li>• Acid, chemicals, solvents</li> <li>• In-plant and storage tank transfer</li> <li>• Delivery, transport</li> </ul>
<b>Vacuum:</b>	29" Hg (737 mm Hg)
<b>Compare to:</b>	Boston Chemcat; ContiTech Fabchem; Gates Renegade

### Crimp Specifications

For currently qualified crimp specifications including coupling designation, refer to CrimpSource at [www.parker.com/crimpsource](http://www.parker.com/crimpsource). Refer to the COS-K4 crimper for crimp specs for hose 4" ID and smaller. Refer to the COS-K6 or COS-K10 crimpers for hose IDs larger than 4".

#													
Part Number	ID (in)	ID (mm)	Reinf Layers	OD (in)	OD (mm)	Approx Wt (lbs/ft)	Approx Wt (kg/m)	Min Bend Rad (in)	Min Bend Rad (mm)	Max WP (psi)	Max WP (bar)	Nom Std Pack Qty (ft)	Pkg Type
7373T-750	3/4	19.1	2	1.2	30.3	0.40	0.60	3	76	200	14	100	Coil
7373T-1000	1	25.4	2	1.5	37.0	0.55	0.82	3	76	200	14	100	Coil
7373T-1250	1-1/4	31.8	2	1.7	43.2	0.64	0.95	4	102	200	14	100	Coil
7373T-1500	1-1/2	38.1	2	2.0	49.9	0.79	1.18	5	127	200	14	100	Coil
7373T-2000	2	50.8	2	2.6	65.0	1.27	1.89	6	152	200	14	100	Coil
7373T-2500	2-1/2	63.5	4	3.2	80.1	1.73	2.58	7	178	200	14	100	Coil
7373T-3000	3	76.2	4	3.6	92.6	2.12	3.16	7	178	200	14	100	Coil
7373T-4000	4	101.6	4	4.7	120.0	3.02	4.50	8	203	200	14	100	Coil

**WARNING:** This product can expose you to chemicals including Carbon Black, which is known to the State of California to cause cancer. For more information go to [www.p65warnings.ca.gov](http://www.p65warnings.ca.gov).

### ⚠️ WARNINGS!

- ▶ The data tables published in the Media Compatibility section of Catalog 4800 are based on tests and believed to be reliable—but the data should be used ONLY as a guide. The compatibility ratings for rubber/non-PVC materials apply to media at 70°F (21°C). However, chemicals may become increasingly aggressive as their temperatures progress above that level. Chemicals at elevated temperatures typically exceed the performance capability of a hose, even if that hose's general rating exceeds 70°F (21°C). Contact Parker for chemical compatibility data at elevated temperatures. If no data exists, it is the user's responsibility to determine hose/chemical/temperature compatibility. All critical applications should be tested.
- ▶ At operating temperatures of 125°F and above, only permanently attached couplings should be installed. At any operating temperature, couplings attached with bands or clamps may reduce the working pressure of the hose assembly to less than the maximum rated working pressure of the hose. Refer to the NAHAD Industrial Hose Assembly Guidelines.
- ▶ Do not use with internally expanded couplings. Refer to chemical hoses that incorporate a MXLPE tube.



# WILDCATTER®

## Green Corrugated Chemical Hose

### Series SWC693

Series SWC693 is an extremely flexible high pressure suction and discharge hose designed to handle the vast majority of commonly used acids, chemicals and solvents. The ultra high molecular weight polyethylene (UHMWPE) tube will not leach into and contaminate the product being conveyed. The lightweight corrugated hose construction incorporates a dual wire helix that provides full suction capability, superior kink resistance, minimal force-to bend and a path to conduct a static electrical charge to ground. The cover is resistant to abrasion, mild chemicals and ozone.

**NOTE:** Refer to the Safety and Technical Information section of this catalog for safety, handling and use information. Refer to the Media Compatibility section to determine compatibility with specific chemicals. Contact Parker for additional chemical compatibility information. Contact Parker for additional chemical compatibility information.

The Wildcatter trade name indicates the product is designed and manufactured for premium service in oilfield applications. However, Wildcatter products may be used in other industries, markets and applications where the product meets the required performance criteria.

- Tube:** Translucent ultra high molecular weight polyethylene (UHMWPE)
- Reinforcement:** Multiple textile plies with dual wire helix
- Cover:** Green EPDM; corrugated wrapped finish
- Temp. Range:** -40°F to +180°F (-40°C to +82°C)
- Brand Method:** Black text on yellow stripe
- Brand Example:** PARKER **WILDCATTER** SWC693 CHEMICAL HOSE UHMW TUBE MAX WP XXX PSI
- Design Factor:** 4:1
- Industry Standards:** None applicable
- Applications:**
  - Acids, chemicals, solvents
  - In-plant and tank transfer, delivery, transport
- Vacuum:** 29" Hg (737 mm Hg)

### Crimp Specifications

For currently qualified crimp specifications including coupling designation, refer to CrimpSource at [www.parker.com/crimpsource](http://www.parker.com/crimpsource). Refer to the COS-K4 crimper for crimp specs for hose 4" ID and smaller. Refer to the COS-K6 or COS-K10 crimpers for hose IDs larger than 4".

#													
Part Number	ID (in)	ID (mm)	Reinf Layers	OD (in)	OD (mm)	Approx Wt (lbs/ft)	Approx Wt (kg/m)	Min Bend Rad (in)	Min Bend Rad (mm)	Max WP (psi)	Max WP (bar)	Nom Std Pack Qty (ft)	Pkg Type
SWC693-1000	1	25.4	2	1.4	34.9	0.38	0.57	1	25	250	17	100	Coil
SWC693-1250	1-1/4	31.8	2	1.6	41.3	0.48	0.72	1	33	250	17	100	Coil
SWC693-1500	1-1/2	38.1	2	1.9	47.8	0.62	0.92	2	38	250	17	100	Coil
SWC693-2000	2	50.8	2	2.4	61.9	0.93	1.39	2	51	250	17	100	Coil
SWC693-3000	3	76.2	2	3.4	87.3	1.45	2.16	5	114	200	14	100	Coil
SWC693-4000	4	101.6	2	4.5	114.3	2.17	3.23	8	203	200	14	100	Coil

**WARNING:** This product can expose you to chemicals including Titanium Dioxide, which is known to the State of California to cause cancer. For more information go to [www.p65warnings.ca.gov](http://www.p65warnings.ca.gov).

### ⚠️ WARNINGS!

- ▶ The data tables published in the Media Compatibility section of Catalog 4800 are based on tests and believed to be reliable—but the data should be used ONLY as a guide. The compatibility ratings for rubber/non-PVC materials apply to media at 70°F (21°C). However, chemicals may become increasingly aggressive as their temperatures progress above that level. Chemicals at elevated temperatures typically exceed the performance capability of a hose, even if that hose's general rating exceeds 70°F (21°C). Contact Parker for chemical compatibility data at elevated temperatures. If no data exists, it is the user's responsibility to determine hose/chemical/temperature compatibility. All critical applications should be tested.
- ▶ At operating temperatures of 125°F and above, only permanently attached couplings should be installed. At any operating temperature, couplings attached with bands or clamps may reduce the working pressure of the hose assembly to less than the maximum rated working pressure of the hose. Refer to the NAHAD Industrial Hose Assembly Guidelines.
- ▶ Do not use with internally expanded couplings. Refer to chemical hoses that incorporate a MXLPE tube.



## WILDCATTER® Blue Chemical Hose

### Series SWC693B

Series SWC693B is a high pressure, high temperature suction and discharge hose designed to transfer, transport and blend/mix the vast majority of commonly used acids, chemicals and solvents. The extremely flexible, lightweight and kink resistant corrugated design easily winds onto truck-mounted reels that service oilfield drilling sites. The hose construction incorporates a dual wire helix that provides full suction capability, superior kink resistance, minimal force-to-bend and a path to conduct a static electrical charge to ground. The distinctive blue cover is resistant to abrasion, mild chemicals and ozone.

The Wildcatter trade name indicates the product is designed and manufactured for premium service in oilfield applications. However, Wildcatter products may be used in other industries, markets and applications where the product meets the required performance criteria.

<b>Tube:</b>	Translucent ultra high molecular weight polyethylene (UHMWPE)
<b>Reinforcement:</b>	Multiple textile plies with dual wire helix
<b>Cover:</b>	Blue EPDM; corrugated wrapped finish
<b>Temp. Range:</b>	-40°F to +180°F (-40°C to +82°C)
<b>Brand Method:</b>	Yellow text on blue stripe
<b>Brand Example:</b>	PARKER <b>WILDCATTER</b> SWC693B CHEMICAL HOSE UHMW TUBE MAX WP XXX PSI
<b>Design Factor:</b>	4:1
<b>Industry Standards:</b>	None applicable
<b>Applications:</b>	<ul style="list-style-type: none"> <li>• Acids; chemicals; DEF fill &amp; suction/transfer; solvents</li> <li>• In-plant and tank transfer delivery, transport</li> <li>• General industrial, oilfield</li> </ul>
<b>Vacuum:</b>	29" Hg (737 mm Hg)

### Crimp Specifications

For currently qualified crimp specifications including coupling designation, refer to CrimpSource at [www.parker.com/crimpsource](http://www.parker.com/crimpsource). Refer to the COS-K4 crimper for crimp specs for hose 4" ID and smaller. Refer to the COS-K6 or COS-K10 crimpers for hose IDs larger than 4".

# Part Number	ID (in)	ID (mm)	Reinf Layers	OD (in)	OD (mm)	Approx Wt (lbs/ft)	Approx Wt (kg/m)	Min Bend Rad (in)	Min Bend Rad (mm)	Max WP (psi)	Max WP (bar)	Nom Std Pack Qty (ft)	Pkg Type
SWC693B-1000	1	25.4	2	1.4	34.9	0.38	0.57	1	25	250	17	100	Coil
SWC693B-1250	1-1/4	31.8	2	1.6	41.3	0.48	0.72	1	33	250	17	100	Coil
SWC693B-1500	1-1/2	38.1	2	1.9	47.8	0.62	0.92	2	38	250	17	100	Coil
SWC693B-2000	2	50.8	2	2.4	61.9	0.93	1.39	2	51	250	17	100	Coil
SWC693B-3000	3	76.2	2	3.4	87.3	1.45	2.16	5	114	200	14	100	Coil
SWC693B-4000	4	101.6	2	4.5	114.3	2.17	3.23	8	203	200	14	100	Coil

**WARNING:** This product can expose you to chemicals including Titanium Dioxide, which is known to the State of California to cause cancer. For more information go to [www.p65warnings.ca.gov](http://www.p65warnings.ca.gov).

### ⚠️ WARNINGS!

- ▶ The data tables published in the Media Compatibility section of Catalog 4800 are based on tests and believed to be reliable—but the data should be used **ONLY** as a guide. The compatibility ratings for rubber/non-PVC materials apply to media at 70°F (21°C). However, chemicals may become increasingly aggressive as their temperatures progress above that level. Chemicals at elevated temperatures typically exceed the performance capability of a hose, even if that hose's general rating exceeds 70°F (21°C). Contact Parker for chemical compatibility data at elevated temperatures. If no data exists, it is the user's responsibility to determine hose/chemical/temperature compatibility. All critical applications should be tested.
- ▶ At operating temperatures of 125°F and above, only permanently attached couplings should be installed. At any operating temperature, couplings attached with bands or clamps may reduce the working pressure of the hose assembly to less than the maximum rated working pressure of the hose. Refer to the NAHAD Industrial Hose Assembly Guidelines.
- ▶ Do not use with internally expanded couplings. Refer to chemical hoses that incorporate a MXLPE tube.



# WILDCATTER®

## High Pressure Chemical Hose

### Series 7374

Series 7374 is a high pressure, high temperature chemical suction and discharge hose designed for high pressure chemical blending functions on oilfield service equipment. The hose handles abrasive solutions and the vast majority of commonly used acids, chemicals and solvents to 180°F (82°C).

The hose construction incorporates a dual wire helix that provides full suction capability, kink resistance, flexibility for ease of handling and a path to conduct a static electrical charge to ground. The cover is resistant to abrasion, mild chemicals and ozone.

The Wildcatter trade name indicates the product is designed and manufactured for premium service in oilfield applications. However, Wildcatter products may be used in other industries, markets and applications where the product meets the required performance criteria.

- Tube:** Translucent ultra high molecular weight polyethylene (UHMWPE)
- Reinforcement:** Multiple textile plies with dual wire helix
- Cover:** Black EPDM; wrapped finish
- Temp. Range:** -40°F to +180°F (-40°C to +82°C)
- Brand Method:** Yellow text on blue stripe
- Brand Example:** PARKER **WILDCATTER** 7374 HP CHEMICAL HOSE UHMW TUBE MAX WP XXX PSI
- Design Factor:** 4:1
- Industry Standards:** None applicable
- Applications:**
  - Abrasive solutions, acids, chemicals, solvents
  - OEM aftermarket/replacement
  - Oilfield blender service equipment
- Vacuum:** 29" Hg (737 mm Hg)

### Crimp Specifications

For currently qualified crimp specifications including coupling designation, refer to CrimpSource at [www.parker.com/crimpsource](http://www.parker.com/crimpsource). Refer to the COS-K4 crimper for crimp specs for hose 4" ID and smaller. Refer to the COS-K6 or COS-K10 crimpers for hose IDs larger than 4".

# Part Number	ID (in)	ID (mm)	Reinf Layers	OD (in)	OD (mm)	Approx Wt (lbs/ft)	Approx Wt (kg/m)	Min Bend Rad (in)	Min Bend Rad (mm)	Max WP (psi)	Max WP (bar)	Nom Std Pack Qty (ft)	Pkg Type
7374-1000	1	25.4	4	1.6	40.1	0.68	1.01	4	102	600	41	100	Coil
7374-1250	1-1/4	31.8	4	1.8	46.9	0.83	1.24	5	127	400	28	100	Coil
7374-1500	1-1/2	38.1	4	2.1	53.1	1.00	1.49	6	152	400	28	100	Coil
7374-2000	2	50.8	4	2.7	68.1	1.48	2.21	8	203	400	28	100	Coil

**WARNING:** This product can expose you to chemicals including Carbon Black, which is known to the State of California to cause cancer. For more information go to [www.p65warnings.ca.gov](http://www.p65warnings.ca.gov).

### ⚠️ WARNINGS!

- ▶ The data tables published in the Media Compatibility section of Catalog 4800 are based on tests and believed to be reliable—but the data should be used ONLY as a guide. The compatibility ratings for rubber/non-PVC materials apply to media at 70°F (21°C). However, chemicals may become increasingly aggressive as their temperatures progress above that level. Chemicals at elevated temperatures typically exceed the performance capability of a hose, even if that hose's general rating exceeds 70°F (21°C). Contact Parker for chemical compatibility data at elevated temperatures. If no data exists, it is the user's responsibility to determine hose/chemical/temperature compatibility. All critical applications should be tested.
- ▶ At operating temperatures of 125°F and above, only permanently attached couplings should be installed. At any operating temperature, couplings attached with bands or clamps may reduce the working pressure of the hose assembly to less than the maximum rated working pressure of the hose. Refer to the NAHAD Industrial Hose Assembly Guidelines.
- ▶ Do not use with internally expanded couplings. Refer to chemical hoses that incorporate a MXLPE tube.



# FEP Chemical Hose

## Series SW373

Industry Standards	
<input checked="" type="checkbox"/>	FDA
<input checked="" type="checkbox"/>	PMO
<input checked="" type="checkbox"/>	USDA
<input checked="" type="checkbox"/>	3-A

Series SW373 is a premium quality high pressure, high temperature suction and discharge hose designed to handle the vast majority of commonly used acids, chemicals and solvents, as well as food and sanitary materials. The fluorinated ethylene propylene (FEP) tube meets FDA, USDA and 3-A requirements, will not leach into and contaminate the product being conveyed, and features a temperature rating to 300°F (149°C). The hose construction incorporates a dual wire helix that provides full suction capability, kink resistance and a path to conduct a static electrical charge to ground. The cover is resistant to abrasion, mild chemicals and ozone.

**NOTE:** Refer to the Safety and Technical Information section of this catalog for safety, handling and use information. Refer to the Media Compatibility section to determine compatibility with specific chemicals. Contact Parker for additional chemical compatibility information.

<b>Tube:</b>	White fluorinated ethylene propylene (FEP)
<b>Reinforcement:</b>	Multiple textile plies with dual wire helix
<b>Cover:</b>	Blue EPDM; wrapped finish
<b>Temp. Range:</b>	-40° to +300°F (-40°C to +149°C)
<b>Brand Method:</b>	Yellow text on red stripe
<b>Brand Example:</b>	PARKER SERIES SW373 FEP HOSE FDA/USDA/3-A RPSCQC CERTIFICATE #33 REQUIREMENTS XXX PSI MAX WP
<b>Design Factor:</b>	4:1
<b>Industry Standards:</b>	FDA compliant; PMO; USDA; 3-A Standard 18-03 (Multiple Use Rubber and Rubber-Like Materials). RPSCQC = Replacement Parts and System Component Qualification Certificate (#33 designates the specific Parker Hannifin certificate).
<b>Applications:</b>	<ul style="list-style-type: none"> <li>• Non-fatty and non-oily foods and liquids, potable water, sanitary products</li> <li>• Acids, chemicals, solvents</li> <li>• In-plant and tank transfer, delivery, transport</li> </ul>
<b>Vacuum:</b>	29" Hg (737 mm Hg)

### Crimp Specifications

For currently qualified crimp specifications including coupling designation, refer to CrimpSource at [www.parker.com/crimpsource](http://www.parker.com/crimpsource). Refer to the COS-K4 crimper for crimp specs for hose 4" ID and smaller. Refer to the COS-K6 or COS-K10 crimpers for hose IDs larger than 4".

#													
Part Number	ID (in)	ID (mm)	Reinf Layers	OD (in)	OD (mm)	Approx Wt (lbs/ft)	Approx Wt (kg/m)	Min Bend Rad (in)	Min Bend Rad (mm)	Max WP (psi)	Max WP (bar)	Nom Std Pack Qty (ft)	Pkg Type
SW373-1000	1	25.4	2	1.5	38.9	0.69	1.03	9	229	400	28	100	Coil
SW373-1250	1-1/4	31.8	2	1.8	44.5	0.75	1.12	11	279	375	26	100	Coil
SW373-1500	1-1/2	38.1	2	2.1	54.0	1.11	1.65	12	305	350	24	100	Coil
SW373-2000	2	50.8	2	2.7	68.3	1.57	2.34	16	406	300	21	100	Coil
SW373-3000	3	76.2	4	3.9	98.4	2.86	4.26	30	762	200	14	100	Coil
SW373-4000	4	101.6	4	5.0	127.0	4.28	6.38	42	1067	150	10	100	Coil

**WARNING:** This product can expose you to chemicals including Titanium Dioxide, which is known to the State of California to cause cancer. For more information go to [www.p65warnings.ca.gov](http://www.p65warnings.ca.gov).

### ⚠️ WARNINGS!

- ▶ The data tables published in the Media Compatibility section of Catalog 4800 are based on tests and believed to be reliable—but the data should be used ONLY as a guide. The compatibility ratings for rubber/non-PVC materials apply to media at 70°F (21°C). However, chemicals may become increasingly aggressive as their temperatures progress above that level. Chemicals at elevated temperatures typically exceed the performance capability of a hose, even if that hose's general rating exceeds 70°F (21°C). Contact Parker for chemical compatibility data at elevated temperatures. If no data exists, it is the user's responsibility to determine hose/chemical/temperature compatibility. All critical applications should be tested.
- ▶ At operating temperatures of 125°F and above, only permanently attached couplings should be installed. At any operating temperature, couplings attached with bands or clamps may reduce the working pressure of the hose assembly to less than the maximum rated working pressure of the hose. Refer to the NAHAD Industrial Hose Assembly Guidelines.
- ▶ Do not use with internally expanded couplings. Refer to chemical hoses that incorporate an MXLPE tube.



## TITANFLEX® Modified XLPE Chemical Hose

Series SWC683 (Black) and  
Series SWC683G (Green)

Series SWC683/SWC683G is a flexible, lightweight, high pressure, high temperature suction and discharge hose designed to handle many commonly used acids, chemicals and solvents. The modified cross-linked polyethylene (MXLPE) tube will not leach into and contaminate the product being conveyed, and features a temperature rating to 250°F (121°C). Series SWC683/SWC683G can be cleaned with a 10% alkali bath, hot water or low pressure steam. The corrugated hose construction incorporates a dual wire helix that provides full suction capability, flexibility, kink resistance and a path to conduct a static electrical charge to ground, and is suitable for use with internally expanded couplings. The cover is resistant to abrasion, mild chemicals and ozone.

**NOTE:** Refer to the Safety and Technical Information section of this catalog for safety, handling and use information. Refer to the Media Compatibility section to determine compatibility with specific chemicals. Contact Parker for additional chemical compatibility information.

<b>Tube:</b>	Tan modified cross-linked polyethylene (MXLPE)
<b>Reinforcement:</b>	Multiple textile plies with dual wire helix
<b>Cover:</b>	<b>SWC683:</b> Black EPDM, corrugated wrapped finish <b>SWC683G:</b> Green EPDM, corrugated wrapped finish
<b>Temp. Range:</b>	-40°F to +250°F (-40°C to +121°C)
<b>Brand Method:</b>	Red text on yellow stripe
<b>Brand Example:</b>	PARKER SERIES SWC683 (SWC683G) TITANFLEX® MOD XLPE CHEMICAL SUCTION XXX PSI WP
<b>Design Factor:</b>	4:1
<b>Industry Standards:</b>	None applicable
<b>Applications:</b>	<ul style="list-style-type: none"> <li>• Acid, chemicals, solvents</li> <li>• In-plant tank transfer</li> <li>• Delivery, transport</li> </ul>
<b>Vacuum:</b>	29" Hg (737 mm Hg)
<b>Compare To:</b>	Gates Mustang

(Continued on the following page)

**WARNING:** This product can expose you to chemicals including Carbon Black, which is known to the State of California to cause cancer. For more information go to [www.p65warnings.ca.gov](http://www.p65warnings.ca.gov).

### ⚠️ WARNINGS!














- ▶ The data tables published in the Media Compatibility section of Catalog 4800 are based on tests and believed to be reliable—but the data should be used ONLY as a guide. The compatibility ratings for rubber/non-PVC materials apply to media at 70°F (21°C). However, chemicals may become increasingly aggressive as their temperatures progress above that level. Chemicals at elevated temperatures typically exceed the performance capability of a hose, even if that hose's general rating exceeds 70°F (21°C). Contact Parker for chemical compatibility data at elevated temperatures. If no data exists, it is the user's responsibility to determine hose/chemical/temperature compatibility. All critical applications should be tested.
- ▶ At operating temperatures of 125°F and above, only permanently attached couplings should be installed. At any operating temperature, couplings attached with bands or clamps may reduce the working pressure of the hose assembly to less than the maximum rated working pressure of the hose. Refer to the NAHAD Industrial Hose Assembly Guidelines.

## Series SWC683 (Black) and Series SWC683G (Green) Hose – Titanflex® Modified XLPE Chemical Hose (Continued)

### Series SWC683 (Black)

#### Crimp Specifications

For currently qualified crimp specifications including coupling designation, refer to CrimpSource at [www.parker.com/crimpsource](http://www.parker.com/crimpsource). Refer to the COS-K4 crimper for crimp specs for hose 4" ID and smaller. Refer to the COS-K6 or COS-K10 crimpers for hose IDs larger than 4".














# Part Number	 ID (in)	 ID (mm)	 Reinf Layers	 OD (in)	 OD (mm)	 Approx Wt (lbs/ft)	 Approx Wt (kg/m)	 Min Bend Rad (in)	 Min Bend Rad (mm)	 Max WP (psi)	 Max WP (bar)	 Nom Std Pack Qty (ft)	 Pkg Type
SWC683-1000	1	25.4	2	1.5	38.1	0.49	0.73	2	51	250	17	100	Coil
SWC683-1500	1-1/2	38.1	2	2.0	51.6	0.71	1.06	3	76	250	17	100	Coil
SWC683-2000	2	50.8	2	2.6	65.1	1.05	1.56	4	102	250	17	100	Coil
SWC683-2500	2-1/2	63.5	2	3.0	76.6	1.47	2.19	5	127	200	14	100	Coil
SWC683-3000	3	76.2	2	3.6	92.1	1.93	2.88	6	152	200	14	100	Coil
SWC683-4000	4	101.6	2	4.6	117.5	2.60	3.87	8	203	175	12	100	Coil
SWC683-6000	6	152.4	2	6.8	171.5	4.22	6.29	18	457	125	9	100	Coil

**WARNING:** This product can expose you to chemicals including Carbon Black, which is known to the State of California to cause cancer. For more information go to [www.p65warnings.ca.gov](http://www.p65warnings.ca.gov).

### Series SWC683G (Green)

#### Crimp Specifications

For currently qualified crimp specifications including coupling designation, refer to CrimpSource at [www.parker.com/crimpsource](http://www.parker.com/crimpsource). Refer to the COS-K4 crimper for crimp specs for hose 4" ID and smaller. Refer to the COS-K6 or COS-K10 crimpers for hose IDs larger than 4".

# Part Number	 ID (in)	 ID (mm)	 Reinf Layers	 OD (in)	 OD (mm)	 Approx Wt (lbs/ft)	 Approx Wt (kg/m)	 Min Bend Rad (in)	 Min Bend Rad (mm)	 Max WP (psi)	 Max WP (bar)	 Nom Std Pack Qty (ft)	 Pkg Type
SWC683G-1000	1	25.4	2	1.5	38.1	0.49	0.73	2	51	250	17	100	Coil
SWC683G-1500	1-1/2	38.1	2	2.0	51.6	0.77	1.15	3	76	250	17	100	Coil
SWC683G-2000	2	50.8	2	2.6	65.1	1.04	1.55	4	102	250	17	100	Coil
SWC683G-2500	2-1/2	63.5	2	3.0	76.6	1.48	2.21	5	127	200	14	100	Coil
SWC683G-3000	3	76.2	2	3.6	92.1	1.98	2.95	6	152	200	14	100	Coil
SWC683G-4000	4	101.6	2	4.6	117.5	2.66	3.96	8	203	175	12	100	Coil

**WARNING:** This product can expose you to chemicals including Carbon Black, which is known to the State of California to cause cancer. For more information go to [www.p65warnings.ca.gov](http://www.p65warnings.ca.gov).



# Anhydrous Ammonia Hose Nylon Reinforced

Series 7262



Series 7262 is a lightweight anhydrous ammonia transfer hose. The hose construction incorporates corrosion resistant high tensile nylon braids for flexibility and kink resistance. The perforated cover is resistant to abrasion, mild chemicals and ozone, and the distinctive dual green stripes provide color-coded identification.

- NOTES:**
- Refer to the Safety and Technical Information section of this catalog for safety, handling and use information. Refer to the Media Compatibility section to determine compatibility with specific chemicals.
  - Do not use with LPG or natural gas.
  - Series 7262 is a non-stock, seasonal product available only through Parker Certified Anhydrous Ammonia Hose Assembly Fabricators. Contact Parker for a referral.

- Tube:** Black EPDM  
**Reinforcement:** Multiple textile braids  
**Cover:** Black EPDM; perforated wrapped finish  
**Temp. Range:** -40°F to +180°F (-40°C to +82°C)  
**Brand Method:** **Side 1:** Embossed  
**Side 2:** Two solid green stripes  
**Brand Example:** PARKER SERIES 7262 NYLON ANHYDROUS AMMONIA - (YEAR) - REMOVE NO LATER THAN (YEAR +6) - 350 PSI MAX WP ARPM (BATCH CODE) CAUTION ANHYDROUS AMMONIA USE ONLY - (YEAR) -REMOVE NO LATER THAN (YEAR +6)  
**Design Factor:** 5:1  
**Industry Standards:** ARPM IP-14  
**Applications:**
  - Anhydrous ammonia
  - In-plant and tank transfer, transport and delivery; fertilizer dispensing
  - Agriculture**Vacuum:** Not recommended  
**Compare to:** Goodall N2000

### Crimp Specifications

For currently qualified crimp specifications including coupling designation, refer to CrimpSource at [www.parker.com/crimpsource](http://www.parker.com/crimpsource). Refer to the COS-K4 crimper for crimp specs for hose 4" ID and smaller. Refer to the COS-K6 or COS-K10 crimpers for hose IDs larger than 4".

# Part Number	ID (in)	ID (mm)	Reinf Layers	OD (in)	OD (mm)	Approx Wt (lbs/ft)	Approx Wt (kg/m)	Min Bend Rad (in)	Min Bend Rad (mm)	Max WP (psi)	Max WP (bar)
7262-502	1/2	12.7	2	1.0	24.1	0.25	0.37	5	127	350	24
7262-752	3/4	19.1	2	1.3	31.8	0.38	0.57	8	203	350	24
7262-1002	1	25.4	2	1.5	38.1	0.49	0.73	10	254	350	24
7262-1252	1-1/4	31.8	2	1.8	45.2	0.61	0.91	12	305	350	24
7262-1502K	1-1/2	38.1	2	2.0	51.6	0.73	1.09	14	356	350	24
7262-2003K	2	50.8	3	2.8	69.9	1.40	2.09	16	406	350	24

**WARNING:** This product can expose you to chemicals including Carbon Black, which is known to the State of California to cause cancer. For more information go to [www.p65warnings.ca.gov](http://www.p65warnings.ca.gov).

### WARNINGS!

- ▶ Couplings attached with bands or clamps may reduce the working pressure of the hose assembly to less than the maximum rated working pressure of the hose. Refer to the NAHAD Industrial Hose Assembly Guidelines.
- ▶ Refer to the Safety and Technical Information section of this catalog for the proper use of this hose.
- ▶ For Anhydrous Ammonia use ONLY. Do not use in Liquid Petroleum Gas (LPG)/Propane or Natural Gas applications. Use only with couplings qualified by Parker. Do not use with couplings containing hidden o-rings such as male swivel couplings. For non-agricultural or refrigeration applications, contact Parker.
- ▶ Contact with Anhydrous Ammonia (NH<sub>3</sub>) will burn skin and is especially damaging to the eyes and lungs. This is true for its liquid and gaseous (vapor) state. Many accidents involving NH<sub>3</sub> have occurred by using the wrong hose. NH<sub>3</sub> hose must be specially compounded and constructed to handle the media. NEVER use a hose that is not designed for NH<sub>3</sub> because it may fail very quickly and cause bodily injury or death. It is especially important to ensure that only Anhydrous Ammonia hose is recommended and used for this service. Refer to ARPM Publications IP-14 "Anhydrous Ammonia Hose, Specifications" and IP-11-2 "Anhydrous Ammonia Hose, Manual for Maintenance, Testing and Inspection."





# Anhydrous Ammonia Hose Stainless Steel Reinforced

Series 7261



Series 7261 is a premium anhydrous ammonia transfer hose. The hose construction incorporates corrosion resistant high tensile stainless steel and nylon braids for superior durability and service life. The perforated cover is resistant to abrasion, mild chemicals and ozone, and the distinctive silver stripe provides color-coded identification.

- NOTES:**
- Refer to the Safety and Technical Information section of this catalog for safety, handling and use information. Refer to the Media Compatibility section to determine compatibility with specific chemicals.
  - Do not use with LPG or natural gas.
  - Series 7261 is a non-stock, seasonal product available only through Parker Certified Anhydrous Ammonia Hose Assembly Fabricators. Contact Parker for a referral.

**Tube:** Black EPDM  
**Reinforcement:** One or multiple stainless steel braids and one textile braid  
**Cover:** Black EPDM; perforated wrapped finish  
**Temp. Range:** -40°F to +180°F (-40°C to +82°C)  
**Brand Method:** **Side 1:** Embossed  
**Side 2:** Solid silver stripe

**Brand Example:** PARKER SERIES 7261 SS ANHYDROUS AMMONIA - (YEAR) REMOVE NO LATER THAN (YEAR +7) - 350 PSI MAX WP ARPM (BATCH CODE) - CAUTION ANHYDROUS AMMONIA USE ONLY - (YEAR) REMOVE NO LATER THAN (YEAR +7)

**Design Factor:** 5:1  
**Industry Standards:** ARPM IP-14  
**Applications:**

- Anhydrous ammonia
- In-plant and tank transfer, transport and delivery; fertilizer dispensing
- Agriculture

**Vacuum:** Not recommended  
**Compare to:** Goodall N2595

### Crimp Specifications

For currently qualified crimp specifications including coupling designation, refer to CrimpSource at [www.parker.com/crimpsource](http://www.parker.com/crimpsource). Refer to the COS-K4 crimper for crimp specs for hose 4" ID and smaller. Refer to the COS-K6 or COS-K10 crimpers for hose IDs larger than 4".

# Part Number	ID (in)	ID (mm)	Reinf Layers	OD (in)	OD (mm)	Approx Wt (lbs/ft)	Approx Wt (kg/m)	Min Bend Rad (in)	Min Bend Rad (mm)	Max WP (psi)	Max WP (bar)
7261-1001	1	25.4	2	1.5	38.1	0.65	0.97	12	305	350	24
7261-1252	1-1/4	31.8	2	1.8	45.2	0.85	1.27	17	419	350	24
7261-1501K	1-1/2	38.1	2	2.0	51.6	1.02	1.52	20	508	350	24
7261-2002K	2	50.8	3	2.6	66.7	1.61	2.40	25	635	350	24

**WARNING:** This product can expose you to chemicals including Carbon Black, which is known to the State of California to cause cancer. For more information go to [www.p65warnings.ca.gov](http://www.p65warnings.ca.gov).

### ⚠️ WARNINGS!

- ▶ Couplings attached with bands or clamps may reduce the working pressure of the hose assembly to less than the maximum rated working pressure of the hose. Refer to the NAHAD Industrial Hose Assembly Guidelines.
- ▶ Refer to the Safety and Technical Information section of this catalog for the proper use of this hose.
- ▶ For Anhydrous Ammonia use ONLY. Do not use in Liquid Petroleum Gas (LPG)/Propane or Natural Gas applications. Use only with couplings qualified by Parker. Do not use with couplings containing hidden o-rings such as male swivel couplings. For non-agricultural or refrigeration applications, contact Parker.
- ▶ Contact with Anhydrous Ammonia (NH3) will burn skin and is especially damaging to the eyes and lungs. This is true for its liquid and gaseous (vapor) state. Many accidents involving NH3 have occurred by using the wrong hose. NH3 hose must be specially compounded and constructed to handle the media. NEVER use a hose that is not designed for NH3 because it may fail very quickly and cause bodily injury or death. It is especially important to ensure that only Anhydrous Ammonia hose is recommended and used for this service. Refer to ARPM Publications IP-14 "Anhydrous Ammonia Hose, Specifications" and IP-11-2 "Anhydrous Ammonia Hose, Manual for Maintenance, Testing and Inspection."



# Paint Fluid Hose

## Series 7108

Series 7108 is a medium pressure transfer hose designed to handle high aromatic content products such as ketone solvents, lacquers, paint thinners, oil-based and water-based paints and many common chemicals. The hose construction incorporates a nylon tube that will not leach into and contaminate the product being conveyed, and the robust aramid reinforcement provides kink resistance, strength and superior coupling retention. The cover is resistant to mild chemicals, oil and ozone.

**NOTES:**

- Refer to the Safety and Technical Information section of this catalog for safety, handling and use information. Refer to the Media Compatibility section to determine compatibility with specific chemicals. Contact Parker for additional chemical compatibility information.

- Do not use in high pressure paint spray applications.

<b>Tube:</b>	Translucent nylon
<b>Reinforcement:</b>	Multiple aramid plies
<b>Cover:</b>	Black chloroprene; smooth finish
<b>Temp. Range:</b>	0°F to +200°F (-18°C to +93°C)
<b>Brand Method:</b>	White ink
<b>Brand Example:</b>	PARKER SERIES 7108 PAINT FLUID HOSE (ID) XXX PSI MAX WP
<b>Design Factor:</b>	4:1
<b>Industry Standards:</b>	None applicable
<b>Applications:</b>	<ul style="list-style-type: none"> <li>• Lacquers, light chemicals, paints, solvents, thinners</li> <li>• Connector, mixing, transfer service</li> </ul>
<b>Vacuum:</b>	Not rated
<b>Compare to:</b>	Boston Nyall; ContiTech NR Spray; Gates 77B

### Crimp Specifications

For currently qualified crimp specifications including coupling designation, refer to CrimpSource at [www.parker.com/crimpsource](http://www.parker.com/crimpsource). Refer to the COS-K4 crimper for crimp specs for hose 4" ID and smaller. Refer to the COS-K6 or COS-K10 crimpers for hose IDs larger than 4".

#													
Part Number	ID (in)	ID (mm)	Reinf Layers	OD (in)	OD (mm)	Approx Wt (lbs/ft)	Approx Wt (kg/m)	Min Bend Rad (in)	Min Bend Rad (mm)	Max WP (psi)	Max WP (bar)	Nom Std Pack Qty (ft)	Pkg Type
7108-251	1/4	6.4	2	0.5	12.4	0.09	0.13	3	76	500	35	500	Reel
7108-381	3/8	9.5	2	0.7	17.3	0.16	0.24	4	102	500	35	500	Reel
7108-501	1/2	12.7	2	0.9	22.2	0.25	0.37	5	127	750	52	500	Reel

**WARNING:** This product can expose you to chemicals including DEHP, which is known to the State of California to cause cancer and birth defects or other reproductive harm. For more information go to [www.p65warnings.ca.gov](http://www.p65warnings.ca.gov).

### ⚠️ WARNINGS!

- ▶ It is the responsibility of the user to determine if the hose is suitable for the application. Most chemical resistance guides are based on temperatures of 70°F (21°C). Elevated temperatures can change the chemical resistance ratings. Many chemicals will become more aggressive as temperatures increase, reducing the ability of hose compounds to withstand them. Contact Parker for chemical compatibility data at elevated temperatures. If no data exists, users are required to perform compatibility testing at the desired temperature.
- ▶ Do not use in high pressure paint spray applications requiring a statically conductive hose.

# Coolant and Engine Hose



## Hose Selector Guide – by application

Series	Trademark	Hose Application / Construction		Tube	Cover	Size Range (in)	Min Burst Pressure Range * (psi)	Max WP (psi)	Temp Range (°F)	Page No.
389	SUPER-FLEX® FL-7	Engine	Barrier fuel line	Nitrile	CPE	3/16 - 3/4		100	-40 / +257	73
395		Engine	Standard fuel line	Nitrile	Chloroprene	3/16 - 1/2		35-75	-40 / +257	75
397	SUPER-FLEX® FL	Engine	Barrier fuel line	Nitrile	CPE	3/16 - 3/4		35-100	-30 / +257	74
6621		SAE J20R2, Class A (performance)	Flexible Greek corrugated cover	Silicone	Silicone	1/2 - 2	225		-76 / +392	87
6722		SAE J20R3, Class A	Standard wall	Silicone	Silicone	1/4 - 1	175 - 250		-65 / +350	78
6723		SAE J20R3, Class A	Heavy wall	Silicone	Silicone	1/4 - 1	175 - 250		-65 / +350	79
6724		SAE J20R3, Class A	Extremely high temp	Silicone	Silicone	1/4 - 1	175 - 250		-65 / +500	80
6750		SAE J20R1, Class A	3-ply, standard wall	Silicone	Silicone	1/4 - 5	49 - 477		-65 / +350	81
6751		SAE J20R1, Class A	4-ply, heavy wall	Silicone	Silicone	1/4 - 5	49 - 477		-65 / +350	83
6823			Charge air cooler; hot side	Silicone	Silicone	3 - 4	80		-65 / +500	85
6824			Charge air cooler; cool side	Silicone	Silicone	3 - 4	80		-65 / +350	86
7116M	SOFT-FLEX™	General industrial	DEF Dispensing	EPDM (custom)	EPDM	3/8 - 1		150	-40 / +212	88
7181		Engine	Heater, high temperature	EPDM	EPDM	1/4 - 1		45-65	-40 / +257	76
7186		Engine	Heater, standard duty	EPDM	EPDM	1/2 - 3/4		70-125	-40 / +212	77
7219	E-Z FORM™ MP	General industrial/Engine	Air, oil, water	Nitrile	Chloroprene	1/2 - 4		75	-30 / +250	70
7395	E-Z FORM™ GS	General industrial/Engine	Air, coolant, water	EPDM	EPDM	3/8 - 4		75-150	-50 / +257	68
7399	E-Z FORM™ HT	General Industrial/Engine	Oil, high temp	CPE	Nitrile	1/2 - 1		150	-40 / +302	72

\* Maximum recommended working pressure is 1/3 of minimum burst pressure shown in table above. Applies only to silicone hoses.

### See the following page for the Hose Selector Guide by industry standard.

The above tables is a guide only. It is the responsibility of the end user to select and/or test the most appropriate product for the application. For more specific Industry Standards information, refer to the "Industry Standards" section of each respective product page. Contact Parker for additional information.

Due to continual product improvements, Parker reserves the right to alter specifications without prior notice.

## Hose Selector Guide – by industry standard

Series	Industry Standards				
	CARB/SORE	EPA	ISO	SAE	TMC
389	■	■		■	
397	■	■		■	
395				■	
6621			■	■	■
6722				■	
6723				■	
6724				■	
6750				■	
6751				■	
7181				■	

See the previous page for the Hose Selector Guide by application.

The above tables is a guide only. It is the responsibility of the end user to select and/or test the most appropriate product for the application. For more specific Industry Standards information, refer to the “Industry Standards” section of each respective product page. Contact Parker for additional information.

**A complete listing of industry standards is available in the Introduction section.  
See the pages immediately following the Table of Contents for a complete index by series,  
and by product application and name.**

Due to continual product improvements, Parker reserves the right to alter specifications without prior notice.



## E-Z FORM™ GS General Service Hose

Series 7395

Series 7395 is an extremely flexible, lightweight low pressure hose designed to handle air, coolant, mild chemicals and water. The hose construction incorporates a tube that is resistant to commonly used coolant mixtures, a wire helix that provides full suction/vacuum capability and a path to conduct a static electrical charge to ground, and a cover that is resistant to abrasion, mild chemicals, heat and ozone. The unique Greek cover corrugations are tightly pitched and precision-engineered, providing minimal force-to-bend, superior kink resistance, and maximum flexibility for ease of handling. Series 7395 is capable of being routed through confined spaces where formed hose might normally be required.

**NOTES:**

- Do not drag across sharp edges or highly abrasive surfaces.
- For E-Z FORM™ oil resistant multipurpose hose, refer to Series 7219.
- For E-Z FORM™ high temperature oil resistant multipurpose hose, refer to Series 7399.

<b>Tube:</b>	Black EPDM
<b>Reinforcement:</b>	Multiple textile braids or plies with wire helix
<b>Cover:</b>	Black EPDM; Greek corrugated finish
<b>Temp. Range:</b>	-50°F to +257°F (-45°C to +125°C)
<b>Brand Method:</b>	Black text on blue stripe
<b>Brand Example:</b>	PARKER SERIES 7395 E-Z FORM™ GS HOSE XXX PSI MAX WP
<b>Design Factor:</b>	4:1
<b>Industry Standards:</b>	SAE J20R2-D1 performance
<b>Applications:</b>	<ul style="list-style-type: none"> <li>• Air, coolant, mild chemicals, water</li> <li>• Coolant systems, drain lines, vacuum service</li> <li>• SAE-performance in engine coolant service, general industrial</li> </ul>
<b>Vacuum:</b>	29" Hg (737 mm Hg)

(Continued on the following page)














**WARNING:** This product can expose you to chemicals including Carbon Black, which is known to the State of California to cause cancer. For more information go to [www.p65warnings.ca.gov](http://www.p65warnings.ca.gov).

**WARNING!** Couplings attached with bands or clamps may reduce the working pressure of the hose assembly to less than the maximum rated working pressure of the hose. Refer to the NAHAD Industrial Hose Assembly Guidelines.

## Series 7395 – E-Z FORM™ GS General Service Hose (Continued)

## Crimp Specifications

For currently qualified crimp specifications including coupling designation, refer to CrimpSource at [www.parker.com/crimpsource](http://www.parker.com/crimpsource). Refer to the COS-K4 crimper for crimp specs for hose 4" ID and smaller. Refer to the COS-K6 or COS-K10 crimpers for hose IDs larger than 4".

# Part Number	 Nom ID (in)	 Nom ID (mm)	 Reinf Layers	 OD (in)	 OD (mm)	 Approx Wt (lbs/ft)	 Approx Wt (kg/m)	 Min Bend Rad (in)	 Min Bend Rad (mm)	 Max WP (psi)	 Max WP (bar)	 Nom Std Pack Qty (ft)	 Pkg Type
7395-0375025	3/8	9.5	2	0.8	20.8	0.24	0.36	0.9	24.1	150	11	25	Carton
7395-0375300												300	Reel
7395-0500025	1/2	12.7	2	0.9	23.8	0.27	0.40	0.9	24.1	75	5	25	Carton
7395-0500300												300	Reel
7395-0625025	5/8	15.9	2	1.1	27.0	0.33	0.49	1.3	32.7	75	5	25	Carton
7395-0625300												300	Reel
7395-0750025	3/4	19.1	2	1.2	30.0	0.35	0.52	1.4	36.3	75	5	25	Carton
7395-0750300												300	Reel
7395-0875025	7/8	22.2	2	1.3	32.8	0.38	0.57	1.4	36.3	75	5	25	Carton
7395-0875300												300	Reel
7395-1000025	1	25.4	2	1.4	36.0	0.41	0.61	1.4	36.3	75	5	25	Carton
7395-1000300												300	Reel
7395-1125025	1-1/8	28.6	2	1.5	38.0	0.42	0.63	1.8	46.5	75	5	25	Carton
7395-1125130												130	Coil
7395-1250025	1-1/4	31.8	2	1.7	43.0	0.50	0.75	2.2	56.7	75	5	25	Carton
7395-1250130												130	Coil
7395-1375025	1-3/8	34.9	2	1.8	46.0	0.54	0.80	2.8	70.5	75	5	25	Carton
7395-1375130												130	Coil
7395-1500025	1-1/2	38.1	2	1.9	49.0	0.58	0.86	2.9	74.1	75	5	25	Carton
7395-1500130												130	Coil
7395-1625025	1-5/8	41.3	2	2.1	53.0	0.64	0.95	3.6	92.4	75	5	25	Carton
7395-1625130												130	Coil
7395-1750025	1-3/4	44.5	2	2.2	56.0	0.68	1.01	4.0	101.0	75	5	25	Carton
7395-1750130												130	Coil
7395-2000025	2	50.8	2	2.5	63.0	0.96	1.43	4.6	117.4	75	5	25	Carton
7395-2000130												130	Coil
7395-2250025	2-1/4	57.1	2	2.8	70.0	1.08	1.61	6.5	165.2	75	5	25	Carton
7395-2250130												130	Coil
7395-2375025	2-3/8	60.3	2	2.9	73.0	1.11	1.65	6.9	174.3	75	5	25	Carton
7395-2375130												130	Coil
7395-2500025	2-1/2	63.5	2	3.0	76.5	1.17	1.74	7.2	182.5	75	5	25	Carton
7395-2500130												130	Coil
7395-2750025	2-3/4	69.9	2	3.3	84.0	1.40	2.09	8.1	206.9	75	5	25	Carton
7395-2750130												130	Coil
7395-3000025	3	76.2	2	3.5	90.0	1.51	2.25	8.8	224.2	75	5	25	Carton
7395-3000130												130	Coil
7395-3500025	3-1/2	88.9	2	4.1	104.0	1.92	2.86	11.7	298.0	75	5	25	Carton
7395-3500130												130	Coil
7395-4000025	4	101.6	2	4.6	116.0	2.20	3.28	13.4	340.3	75	5	25	Carton
7395-4000130												130	Coil

**WARNING:** This product can expose you to chemicals including Carbon Black, which is known to the State of California to cause cancer. For more information go to [www.p65warnings.ca.gov](http://www.p65warnings.ca.gov).



## E-Z FORM™ MP Multipurpose Oil Resistant Hose

Series 7219

Series 7219 is an extremely flexible, lightweight, low pressure oil suction/return hose and vehicle fuel fill connector line—as well as a suction and discharge hose for refined fuels such as biodiesel (to B20 in dedicated and non-dedicated service), diesel, ethanol and gasoline. The lightweight Greek corrugated hose construction incorporates a wire helix that provides full suction capability, superior kink resistance, minimal force-to-bend and a path to conduct a static electrical charge to ground. The unique Greek corrugations are tightly pitched and precision-engineered, providing extreme flexibility and kink resistance compared to the traditional rounded corrugation profile. The cover is resistant to oil and weathering. Series 7219 is capable of being routed through confined spaces where formed hose might normally be required.

- NOTES:**
- Do not use in fuel dispensing or service applications requiring API, NFPA, UL, ULC or any other agency approval or listing.
  - Refer to the Refined Fuel/Hose Compatibility Table in the Media Compatibility section.
  - Do not drag across sharp edges or highly abrasive surfaces.
  - For E-Z FORM™ high temperature oil resistant multipurpose hose, refer to Series 7399.
  - For E-Z FORM™ coolant, vacuum and water hose, refer to Series 7395.

<b>Tube:</b>	Black nitrile
<b>Reinforcement:</b>	Multiple textile plies with wire helix
<b>Cover:</b>	Black chloroprene; Greek corrugated finish
<b>Temp. Range:</b>	Sizes 1/2", 5/8", 3/4" and 1": -30°F to +250°F (-34°C to +121°C) All other sizes: -30°F to +212°F (-29°C to +100°C)
<b>Brand Method:</b>	Black text on red stripe
<b>Brand Example:</b>	PARKER SERIES 7219 E-Z FORM™ MP HOSE 75 PSI MAX WP
<b>Design Factor:</b>	4:1
<b>Industry Standards:</b>	None applicable
<b>Applications:</b>	<ul style="list-style-type: none"> <li>• Biodiesel (to B20 in dedicated and non-dedicated service), diesel, ethanol, gasoline, oil</li> <li>• Oil suction/return lines; vehicle fuel fill connector lines; drain lines</li> <li>• Buses, cranes, mobile off-road equipment</li> </ul>
<b>Vacuum:</b>	29" Hg (737 mm Hg)

(Continued on the following page)

**⚠ WARNING:** This product can expose you to chemicals including Carbon Black, which is known to the State of California to cause cancer. For more information go to [www.p65warnings.ca.gov](http://www.p65warnings.ca.gov).









**⚠ WARNING!** Couplings attached with bands or clamps may reduce the working pressure of the hose assembly to less than the maximum rated working pressure of the hose. Refer to the NAHAD Industrial Hose Assembly Guidelines.



## Series 7219 – E-Z FORM™ MP Multipurpose Oil Resistant Hose (Continued)

**Crimp Specifications**

For currently qualified crimp specifications including coupling designation, refer to CrimpSource at [www.parker.com/crimpsource](http://www.parker.com/crimpsource). Refer to the COS-K4 crimper for crimp specs for hose 4" ID and smaller. Refer to the COS-K6 or COS-K10 crimpers for hose IDs larger than 4".

# Part Number													
	Nom ID (in)	Nom ID (mm)		OD (in)	OD (mm)	Approx Wt (lbs/ft)	Approx Wt (kg/m)	Min Bend Rad (in)	Min Bend Rad (mm)	Max WP (psi)	Max WP (bar)		
7219-0500025	1/2	12.7	2	0.9	23.8	0.30	0.45	0.9	24.1	75	5	25	Carton
7219-0500300												300	Reel
7219-0625025	5/8	15.9	2	1.1	27.0	0.37	0.55	1.3	32.7	75	5	25	Carton
7219-0625300												300	Reel
7219-0750025	3/4	19.1	2	1.2	30.0	0.39	0.58	1.4	36.3	75	5	25	Carton
7219-0750300												300	Reel
7219-0875025	7/8	22.2	2	1.3	32.8	0.42	0.63	1.4	36.3	75	5	25	Carton
7219-0875300												300	Reel
7219-1000025	1	25.4	2	1.4	36.0	0.46	0.69	1.4	36.3	75	5	25	Carton
7219-1000300												300	Reel
7219-1125025	1-1/8	28.6	2	1.5	38.0	0.42	0.63	1.8	46.5	75	5	25	Carton
7219-1125130												130	Coil
7219-1250025	1-1/4	31.8	2	1.7	43.0	0.50	0.75	2.2	56.7	75	5	25	Carton
7219-1250130												130	Coil
7219-1375025	1-3/8	34.9	2	1.8	46.0	0.54	0.80	2.8	70.5	75	5	25	Carton
7219-1375130												130	Coil
7219-1500025	1-1/2	38.1	2	1.9	49.0	0.58	0.86	2.9	74.1	75	5	25	Carton
7219-1500130												130	Coil
7219-1625025	1-5/8	41.3	2	2.1	53.0	0.64	0.95	3.6	92.4	75	5	25	Carton
7219-1625130												130	Coil
7219-1750025	1-3/4	44.5	2	2.2	56.0	0.68	1.01	4.0	101.0	75	5	25	Carton
7219-1750130												130	Coil
7219-2000025	2	50.8	2	2.5	63.0	0.96	1.43	4.6	117.4	75	5	25	Carton
7219-2000130												130	Coil
7219-2250025	2-1/4	57.2	2	2.8	70.0	1.08	1.61	6.5	165.2	75	5	25	Carton
7219-2250130												130	Coil
7219-2375025	2-3/8	60.3	2	2.9	73.0	1.11	1.65	6.9	174.3	75	5	25	Carton
7219-2375130												130	Coil
7219-2500025	2-1/2	63.5	2	3.0	76.5	1.17	1.74	7.2	182.5	75	5	25	Carton
7219-2500130												130	Coil
7219-2750025	2-3/4	69.9	2	3.3	84.0	1.40	2.09	8.1	206.9	75	5	25	Carton
7219-2750130												130	Coil
7219-3000025	3	76.2	2	3.5	90.0	1.51	2.25	8.8	224.2	75	5	25	Carton
7219-3000130												130	Coil
7219-3500025	3-1/2	88.9	2	4.1	104.0	1.92	2.86	11.7	298.0	75	5	25	Carton
7219-3500130												130	Coil
7219-4000025	4	101.6	2	4.6	116.0	2.20	3.28	13.4	340.3	75	5	25	Carton
7219-4000130												130	Coil

**WARNING:** This product can expose you to chemicals including Carbon Black, which is known to the State of California to cause cancer. For more information go to [www.p65warnings.ca.gov](http://www.p65warnings.ca.gov).



## E-Z FORM™ HT High Temperature Hose

Series 7399

Series 7399 is an extremely flexible, lightweight, high temperature (302°F / 150°C) petroleum-based oil suction/return hose designed to resist cracking and deterioration from the extreme heat generated by Tier IV engine compartments of buses, cranes, trucks and mobile/heavy-duty off-road equipment. Series 7399 may also be used in non-SAE power steering applications and is capable of being routed through confined spaces where formed hose might normally be required.

The lightweight Greek corrugated hose construction incorporates a wire helix that provides full suction capability, superior kink resistance and minimal force-to-bend. The unique corrugations are tightly pitched and precision-engineered, providing extreme flexibility compared to the traditional rounded corrugation profile. The cover is resistant to high temperature oil in high temperature environments.














**NOTES:**

- Do not drag across sharp edges or highly abrasive surfaces.
- For E-Z FORM™ standard multipurpose oil resistant hose, refer to Series 7219.
- For E-Z FORM™ coolant, vacuum and water hose, refer to Series 7395.

<b>Tube:</b>	Black CPE
<b>Reinforcement:</b>	Multiple textile braids with wire helix
<b>Cover:</b>	Black hydrogenated nitrile; Greek corrugated finish
<b>Temp. Range:</b>	-40°F to +302°F (-40°C to +150°C)
<b>Brand Method:</b>	Black text on yellow stripe
<b>Brand Example:</b>	PARKER SERIES 7399 E-Z FORM™ HT HOSE (ID) 150 PSI MAX WP
<b>Design Factor:</b>	4:1
<b>Industry Standards:</b>	None applicable
<b>Applications:</b>	<ul style="list-style-type: none"> <li>• Oil suction/return lines; non-SAE power steering return lines</li> <li>• Drain lines</li> <li>• Buses, cranes, trucks, mobile/heavy-duty off-road equipment</li> </ul>
<b>Vacuum:</b>	29" Hg (737 mm Hg)

### Crimp Specifications

For currently qualified crimp specifications including coupling designation, refer to CrimpSource at [www.parker.com/crimpsource](http://www.parker.com/crimpsource). Refer to the COS-K4 crimper for crimp specs for hose 4" ID and smaller. Refer to the COS-K6 or COS-K10 crimpers for hose IDs larger than 4".

# Part Number	 ID (in)	 ID (mm)	 Reinf Layers	 OD (in)	 OD (mm)	 Approx Wt (lbs/ft)	 Approx Wt (kg/m)	 Min Bend Rad (in)	 Min Bend Rad (mm)	 Max WP (psi)	 Max WP (bar)	 Nom Std Pack Qty (ft)	 Pkg Type
7399-0500025	1/2	12.7	2	0.9	23.8	0.29	0.43	0.9	24.1	150	10	25	Carton
7399-0500300												300	Reel
7399-0625025	5/8	15.9	2	1.1	27.0	0.36	0.54	1.3	32.7	150	10	25	Carton
7399-0625300												300	Reel
7399-0750025	3/4	19.1	2	1.2	30.0	0.38	0.57	1.4	36.3	150	10	25	Carton
7399-0750300												300	Reel
7399-0875025	7/8	22.2	2	1.3	32.8	0.41	0.61	1.4	36.3	150	10	25	Carton
7399-0875300												300	Reel
7399-1000025	1	25.4	2	1.4	36.0	0.44	0.66	1.4	36.3	150	10	25	Carton
7399-1000300												300	Reel

**WARNING:** This product can expose you to chemicals including Carbon Black, which is known to the State of California to cause cancer. For more information go to [www.p65warnings.ca.gov](http://www.p65warnings.ca.gov).

**WARNING!** Couplings attached with bands or clamps may reduce the working pressure of the hose assembly to less than the maximum rated working pressure of the hose. Refer to the NAHAD Industrial Hose Assembly Guidelines.



## SUPER-FLEX® FL-7 Barrier Fuel Line Hose

Series 389



Series 389 is a fuel line/vapor emission hose for refined fuels such as biodiesel (to B20 in dedicated and non-dedicated service), diesel, ethanol and gasoline. The hose incorporates a THV barrier to resist permeation, multiple aramid plies of reinforcement for coupling retention, durability and kink resistance, and the cover is resistant to abrasion, oil and weathering. The hose is flexible for easy routing in and around small engines and small engine compartments. Series 389 surpasses all of the California Air Resource Board (CARB)/Small Off-Road Engine (SORE) and Environmental Protection Agency (EPA) stringent permeation requirements of 15g/m<sup>2</sup>/day. It also meets or exceeds SAE J30R7 and SAE J30R14T2 specifications, and is compatible with Parker SAE J2044 and J2045 Push-to-Connect fittings.

**NOTES:** • Refer to the Refined Fuel/Hose Compatibility Table in the Media Compatibility section.

- Do not use in marine fuel applications. Refer to Series 7165.

<b>Tube:</b>	Black nitrile and translucent THV barrier
<b>Reinforcement:</b>	Multiple aramid plies
<b>Cover:</b>	Black CPE, smooth finish
<b>Temp. Range:</b>	-40°F to + 257 °F (-40°C to +125°C)
<b>Brand Method:</b>	White ink
<b>Brand Example:</b>	PARKER SERIES 389 SUPER-FLEX® FL-7 (ID) SAE J30R7/R14T2 FUEL LINE (x)PKHPLINE389 EPA COMPLIANT 15 g/m <sup>2</sup> /day CARB Q-08-013 MAX WP 100 PSI
	<b>NOTE: (x)</b> changes every year
<b>Design Factor:</b>	5:1
<b>Industry Standards:</b>	CARB 2006 SORE, EPA, SAE J30R7, SAE J30R14T2,
<b>Applications:</b>	<ul style="list-style-type: none"> <li>• Low pressure fuel lines on blowers, grinders, mowers, off-road engines, pressure washers, saws</li> <li>• Biodiesel (to B20 in dedicated and non-dedicated service), diesel, ethanol, gasoline</li> <li>• Agricultural equipment, autos, buses, construction equipment, off-road equipment</li> </ul>
<b>Vacuum:</b>	3/16" ID through 3/8" ID @ 24" Hg (609 mm Hg); 1/2" ID through 3/4" ID @ 10" Hg (254 mm Hg)
<b>Compare to:</b>	Avon Greenbar 700, Gates 4219B

### Crimp Specifications

For currently qualified crimp specifications including coupling designation, refer to CrimpSource at [www.parker.com/crimpsource](http://www.parker.com/crimpsource). Refer to the COS-K4 crimper for crimp specs for hose 4" ID and smaller. Refer to the COS-K6 or COS-K10 crimpers for hose IDs larger than 4".

# Part Number	ID (in)	ID (mm)	Reinf Layers	OD (in)	OD (mm)	Approx Wt (lbs/ft)	Approx Wt (kg/m)	Min Bend Rad (in)	Min Bend Rad (mm)	Max WP (psi)	Max WP (bar)	Nom Std Pack Qty (ft)	Pkg Type
38903	3/16	4.8	2	0.4	10.3	0.06	0.09	1	33	100	7	250	Reel
38904	1/4	6.4	2	0.5	12.7	0.09	0.13	2	38	100	7	250	Reel
38905	5/16	7.9	2	0.6	14.3	0.11	0.16	2	51	100	7	250	Reel
38906	3/8	9.8	2	0.6	15.8	0.12	0.18	3	64	100	7	250	Reel
38908	1/2	12.7	2	0.8	19.8	0.18	0.27	4	102	100	7	250	Reel
38910	5/8	15.9	2	0.9	23.9	0.24	0.36	5	127	100	7	250	Reel
38912	3/4	19.1	2	1.1	28.6	0.35	0.52	6	152	100	7	250	Reel

**WARNING:** This product can expose you to chemicals including DEHP, which is known to the State of California to cause cancer and birth defects or other reproductive harm. For more information go to [www.p65warnings.ca.gov](http://www.p65warnings.ca.gov).

**WARNING!** Couplings attached with bands or clamps may reduce the working pressure of the hose assembly to less than the maximum rated working pressure of the hose. Refer to the NAHAD Industrial Hose Assembly Guidelines.



## SUPER-FLEX® FL Barrier Fuel Line Hose

Series 397



Series 397 is a fuel line/vapor emission hose for refined fuels such as biodiesel (to B100 in dedicated and non-dedicated service), diesel, ethanol and gasoline. The hose incorporates a thermoplastic barrier to resist permeation and the cover is resistant to abrasion, oil and weathering. The hose is flexible for easy routing in and around small engines and small engine compartments. Series 397 surpasses all of the California Air Resource Board (CARB)/Small Off-Road Engine (SORE) and Environmental Protection Agency (EPA) stringent permeation requirements of 15g/m<sup>2</sup>/day, and provides SAE J30R7/30R14T2 performance.

**NOTES:** • Refer to the Refined Fuel/Hose Compatibility Table in the Media Compatibility section.

- Do not use in marine fuel applications. Refer to Series 7165.

**Tube:** Black nitrile and translucent thermoplastic barrier  
**Reinforcement:** One textile braid or multiple textile plies  
**Cover:** Black CPE, smooth finish  
**Temp. Range:** -30°F to +257°F (-34°C to +125°C)  
**Brand Method:** White ink  
**Brand Example:** PARKER SERIES 397 (P/N) SUPER-FLEX® FL (ID) LOW PERMEATION FUEL LINE CARB (x)PKHPLINE397 EPA COMPLIANT EPA COMPLIANT 15 g/m<sup>2</sup>/day C-U-06-010 MAX WP 100 PSI

**NOTE:** (x) changes every year

**Design Factor:** 5:1

**Industry Standards:** CARB 2006 SORE, EPA, SAE J30R7/J30R14T2 (Performance)

**Applications:**

- Low pressure fuel lines on blowers, grinders, mowers, off-road engines, pressure washers, saws
- Biodiesel (to B100 in dedicated and non-dedicated service), diesel, ethanol, gasoline
- Agricultural equipment, autos, buses, construction equipment, off-road equipment

**Vacuum:** 3/16" ID through 3/8" ID @ 24" Hg (609 mm Hg); 1/2" ID through 3/4" ID @ 10" Hg (254 mm Hg)

**Compare to:** Avon Greenbar, Mark IV PermaSeal

### Crimp Specifications

For currently qualified crimp specifications including coupling designation, refer to CrimpSource at [www.parker.com/crimpsource](http://www.parker.com/crimpsource). Refer to the COS-K4 crimper for crimp specs for hose 4" ID and smaller. Refer to the COS-K6 or COS-K10 crimpers for hose IDs larger than 4".

#													
Part Number	ID (in)	ID (mm)	Reinf Layers	OD (in)	OD (mm)	Approx Wt (lbs/ft)	Approx Wt (kg/m)	Min Bend Rad (in)	Min Bend Rad (mm)	Max WP (psi)	Max WP (bar)	Nom Std Pack Qty (ft)	Pkg Type
39703	3/16	4.7	1	0.4	11.1	0.06	0.09	1	33	100	7	250	Reel
39704	1/4	6.4	1	0.5	12.7	0.09	0.13	2	38	100	7	250	Reel
39705	5/16	7.9	1	0.6	14.2	0.11	0.16	2	51	100	7	250	Reel
39706	3/8	9.5	1	0.7	16.7	0.12	0.18	3	64	100	7	250	Reel
39708	1/2	12.7	1	0.8	21.0	0.18	0.27	4	102	100	7	250	Reel
39710	5/8	15.9	2	0.9	23.9	0.23	0.34	5	127	35	2	250	Reel
39712	3/4	19.1	2	1.1	28.6	0.33	0.49	6	152	35	2	250	Reel

**WARNING:** This product can expose you to chemicals including Carbon Black, which is known to the State of California to cause cancer. For more information go to [www.p65warnings.ca.gov](http://www.p65warnings.ca.gov).

**WARNING!** Couplings attached with bands or clamps may reduce the working pressure of the hose assembly to less than the maximum rated working pressure of the hose. Refer to the NAHAD Industrial Hose Assembly Guidelines.



## Fuel Line/Vapor Emission Hose

### Series 395



Series 395 is a fuel line/vapor emission hose for refined fuels such as biodiesel (to B20 in dedicated and non-dedicated service), diesel, ethanol and gasoline. The hose is flexible for easy routing in and around small engines and small engine compartments, and the cover is resistant to abrasion, oil and weathering.

**NOTES:** • Refer to the Refined Fuel/Hose Compatibility Table in the Media Compatibility section.

- Do not use in marine fuel applications. Refer to Series 7165.

<b>Tube:</b>	Black nitrile
<b>Reinforcement:</b>	Multiple textile plies
<b>Cover:</b>	Black chloroprene; smooth finish
<b>Temp. Range:</b>	-40°F to +257 °F (-40°C to +125°C)
<b>Brand Method:</b>	White ink
<b>Brand Example:</b>	(ID) FUEL/VAPOR LINE SAE 30R7
<b>Design Factor:</b>	5:1
<b>Industry Standards:</b>	SAE J30R7
<b>Applications:</b>	<ul style="list-style-type: none"> <li>• Low pressure fuel lines, vapor emission service</li> <li>• Biodiesel (to B20 in dedicated and non-dedicated service), diesel, ethanol, gasoline</li> <li>• Agricultural equipment, autos, buses, construction equipment, off-road equipment</li> </ul>
<b>Vacuum:</b>	24" Hg (3/16" ID through 3/8" ID); 10" Hg (1/2" ID)
<b>Compare to:</b>	Thermoid Fueling, Vapor Emission and Crankcase Ventilation SAE 30R7

### Crimp Specifications

For currently qualified crimp specifications including coupling designation, refer to CrimpSource at [www.parker.com/crimpsource](http://www.parker.com/crimpsource). Refer to the COS-K4 crimper for crimp specs for hose 4" ID and smaller. Refer to the COS-K6 or COS-K10 crimpers for hose IDs larger than 4".

#													
Part Number	ID (in)	ID (mm)	Reinf Layers	OD (in)	OD (mm)	Approx Wt (lbs/ft)	Approx Wt (kg/m)	Min Bend Rad (in)	Min Bend Rad (mm)	Max WP (psi)	Max WP (bar)	Nom Std Pack Qty (ft)	Pkg Type
39553	3/16	4.8	2	0.4	10.3	0.07	0.10	2	51	75	5	250	Carton
39550	1/4	6.4	2	0.5	12.7	0.10	0.15	2	51	50	3	250	Carton
39551	5/16	7.9	2	0.6	14.3	0.11	0.16	3	76	50	3	250	Carton
39552	3/8	9.5	2	0.6	15.9	0.14	0.21	4	89	50	3	250	Carton
39554	1/2	12.7	2	0.8	19.8	0.17	0.25	4	102	35	2	250	Reel

**WARNING:** This product can expose you to chemicals including Carbon Black, which is known to the State of California to cause cancer. For more information go to [www.p65warnings.ca.gov](http://www.p65warnings.ca.gov).

**WARNING!** Couplings attached with bands or clamps may reduce the working pressure of the hose assembly to less than the maximum rated working pressure of the hose. Refer to the NAHAD Industrial Hose Assembly Guidelines.



## Heater Hose

### Series 7181



Series 7181 is a flexible, lightweight, high temperature coolant/heater hose for SAE service. The hose construction incorporates premium grade EPDM materials that provide electrochemical resistance to inhibit striations and rusting of hose-to-metal interfaces, and high temperature performance. The hose is resistant to abrasion, mild chemicals and weathering.

**Tube:** Black EPDM  
**Reinforcement:** Multiple textile plies  
**Cover:** Black EPDM; smooth finish  
**Temp. Range:** -40°F to +257°F (-40°C to +125°C)  
**Brand Method:** White ink  
**Brand Example:** PARKER SERIES 7181 HEATER HOSE SAE 20R3EC D-2 (ID) XX PSI MAX WP ELECTROCHEMICALLY RESISTANT

**Design Factor:** 4:1  
**Industry Standards:** SAE J20R3EC Class D2

**Applications:**














- Coolant, hot water, mild chemicals
- Industrial and vehicle coolant systems; low pressure drain lines
- Agriculture, construction, general industrial, transportation

**Vacuum:** **1/4" ID through 1/2" ID @ 10" Hg (254 mm Hg);**  
**5/8" ID @ 8" Hg (203 mm Hg);**  
**3/4" ID @ 7" Hg (179 mm Hg);**  
**1" ID @ 6" Hg (152 mm Hg)**

**Compare to:** ContiTech OEM; Gates Green Stripe

### Crimp Specifications

For currently qualified crimp specifications including coupling designation, refer to CrimpSource at [www.parker.com/crimpsource](http://www.parker.com/crimpsource). Refer to the COS-K4 crimper for crimp specs for hose 4" ID and smaller. Refer to the COS-K6 or COS-K10 crimpers for hose IDs larger than 4".

# Part Number	 ID (in)	 ID (mm)	 Reinf Layers	 OD (in)	 OD (mm)	 Approx Wt (lbs/ft)	 Approx Wt (kg/m)	 Min Bend Rad (in)	 Min Bend Rad (mm)	 Max WP (psi)	 Max WP (bar)	 Nom Std Pack Qty (ft)	 Pkg Type
7181-251	1/4	6.4	2	0.5	13.4	0.10	0.15	3	64	65	5	700	Reel
7181-311	5/16	8.0	2	0.6	15.0	0.18	0.27	5	127	65	5	700	Reel
7181-381	3/8	9.5	2	0.7	17.5	0.16	0.24	5	127	65	5	600	Reel
7181-501	1/2	12.7	2	0.8	20.7	0.19	0.28	6	152	65	5	500	Reel
7181-631	5/8	15.9	2	0.9	23.9	0.23	0.34	8	203	65	5	500	Reel
7181-631050	5/8	15.9	2	0.9	23.9	0.23	0.37	8	203	65	5	5 x 50	Carton
7181-751	3/4	19.1	2	1.1	27.1	0.27	0.40	9	229	50	3	500	Reel
7181-1001	1	25.4	2	1.3	34.0	0.37	0.55	12	305	45	3	300	Reel

**WARNING:** This product can expose you to chemicals including Carbon Black, which is known to the State of California to cause cancer. For more information go to [www.p65warnings.ca.gov](http://www.p65warnings.ca.gov).

**WARNING!** Couplings attached with bands or clamps may reduce the working pressure of the hose assembly to less than the maximum rated working pressure of the hose. Refer to the NAHAD Industrial Hose Assembly Guidelines.



## Heater Hose














### Series 7186

Series 7186 is a flexible, lightweight coolant/heater/water hose for standard duty service. The EPDM construction is resistant to abrasion, mild chemicals and weathering.

<b>Tube:</b>	Black EPDM
<b>Reinforcement:</b>	Multiple textile plies
<b>Cover:</b>	Black EPDM; smooth finish
<b>Temp. Range:</b>	-40°F to +212°F (-40°C to +100°C)
<b>Brand Method:</b>	White ink
<b>Brand Example:</b>	PARKER SERIES 7186 HEATER HOSE (ID)
<b>Design Factor:</b>	4:1
<b>Industry Standards:</b>	None applicable
<b>Applications:</b>	<ul style="list-style-type: none"> <li>Coolant, hot water, mild chemicals</li> <li>Industrial and vehicle coolant systems; low pressure drain line</li> <li>Agriculture, construction, general industrial, transportation</li> </ul>
<b>Vacuum:</b>	<b>1/2" ID @ 10" Hg (254 mm Hg);</b> <b>5/8" ID @ 8" Hg (203 mm Hg);</b> <b>3/4" ID @ 7" Hg (179 mm Hg)</b>
<b>Compare to:</b>	Thermoid Black Standard Heater

### Crimp Specifications

For currently qualified crimp specifications including coupling designation, refer to CrimpSource at [www.parker.com/crimpsource](http://www.parker.com/crimpsource). Refer to the COS-K4 crimper for crimp specs for hose 4" ID and smaller. Refer to the COS-K6 or COS-K10 crimpers for hose IDs larger than 4".

# Part Number	 ID (in)	 ID (mm)	 Reinf Layers	 OD (in)	 OD (mm)	 Approx Wt (lbs/ft)	 Approx Wt (kg/m)	 Min Bend Rad (in)	 Min Bend Rad (mm)	 Max WP (psi)	 Max WP (bar)	 Nom Std Pack Qty (ft)	 Pkg Type
7186-501	1/2	12.7	2	0.8	19.8	0.17	0.25	6	152	125	9	500	Reel
7186-501050												5 x 50	Carton
7186-631	5/8	15.9	2	0.9	23.0	0.20	0.30	8	203	90	6	500	Reel
7186-631050												5 x 50	Carton
7186-751	3/4	19.1	2	1.0	26.2	0.24	0.36	9	229	70	5	500	Reel
7186-751050												5 x 50	Carton

**WARNING:** This product can expose you to chemicals including Carbon Black, which is known to the State of California to cause cancer. For more information go to [www.p65warnings.ca.gov](http://www.p65warnings.ca.gov).

**WARNING!** Couplings attached with bands or clamps may reduce the working pressure of the hose assembly to less than the maximum rated working pressure of the hose. Refer to the NAHAD Industrial Hose Assembly Guidelines.



# Silicone Heater Hose / Standard Wall

Series 6722



Series 6722 is an extruded silicone standard wall heater hose designed to transfer high temperature coolant in heating and diesel exhaust fluid (DEF) systems on automobiles, buses, mobile/off-road equipment, trucks and any engine requiring heater or coolant lines. The hose meets or exceeds SAE J20R3 Class A requirements, with a temperature range of -65°F to +350°F (-53°C to +176°C). The multiple plies of textile reinforcement and extruded construction provide long and flexible lengths that resist coolant solutions, aging, cold leaks, cracking, delamination, ozone and peeling.

<b>Tube:</b>	Brick red silicone
<b>Reinforcement:</b>	Multiple high temperature textile plies
<b>Cover:</b>	Blue silicone, glossy finish
<b>Temp. Range:</b>	-65°F to +350°F (-53°C to +176°C)
<b>Brand Method:</b>	Impression
<b>Brand Example:</b>	PARKER SILICONE SERIES 6722 (ID) -65°F TO +350°F
<b>Max. Rec. WP:</b>	1/3 of minimum burst pressure shown in table below
<b>Industry Standards:</b>	SAE J20R3 Class A
<b>Applications:</b>	<ul style="list-style-type: none"> <li>Automobiles, buses, mobile/off-road equipment, trucks</li> <li>Other equipment or vehicles with heating lines</li> </ul>
<b>Vacuum:</b>	Not recommended
<b>Compare to:</b>	Federal 5526; Flexfab Blue 5526; Purosil 80

## Crimp Specifications

For currently qualified crimp specifications including coupling designation, refer to CrimpSource at [www.parker.com/crimpsource](http://www.parker.com/crimpsource). Refer to the COS-K4 crimper for crimp specs for hose 4" ID and smaller. Refer to the COS-K6 or COS-K10 crimpers for hose IDs larger than 4".

# Part Number	Size (in)	ID (in)	ID (mm)	OD (in)	OD (mm)	Approx Wt (lbs/ft)	Approx Wt (kg/m)	Min Bend Rad (in)	Min Bend Rad (mm)	Min Burst Press (psi)	Min Burst Press (bar)	Nom Std Pack Qty (ft)	Pkg Type
6722-0250050	1/4	0.250	6.4	0.5	13.4	0.10	0.15	1	13	250	17	50	Carton
250												Reel	
6722-0313100	5/16	0.313	8.0	0.6	15.0	0.12	0.18	1	18	250	17	100	Reel
6722-0375050	3/8	0.375	9.5	0.7	17.5	0.13	0.19	1	19	250	17	50	Carton
6722-0375250												250	Reel
6722-0500050	1/2	0.500	12.7	0.8	20.7	0.17	0.25	2	38	250	17	50	Carton
6722-0500250												250	Reel
6722-0625050	5/8	0.625	15.9	0.9	23.9	0.24	0.36	2	45	250	17	50	Carton
6722-0625100												100	Reel
6722-0625250												250	Reel
6722-0750050	3/4	0.750	19.1	1.1	27.1	0.26	0.39	3	70	200	14	50	Carton
6722-0750100												100	Reel
6722-0875100	7/8	0.875	22.2	1.2	30.2	0.28	0.42	4	108	175	12	100	Reel
6722-1000050	1	1.000	25.4	1.3	34.0	0.34	0.51	5	127	175	12	50	Carton
6722-1000100												100	Reel

**⚠ WARNING!** Couplings attached with bands or clamps may reduce the working pressure of the hose assembly to less than the maximum rated working pressure of the hose. Refer to the NAHAD Industrial Hose Assembly Guidelines.





# Silicone Heater Hose / Heavy Wall

Series 6723



Series 6723 is an extruded silicone heavy wall heater hose designed to transfer high temperature coolant in heating and diesel exhaust fluid (DEF) systems on automobiles, buses, mobile/off-road equipment, trucks and any engine requiring heater or coolant lines. The hose meets or exceeds SAE J20R3 Class A requirements, with a temperature range of -65°F to +350°F (-53°C to +176°C). The multiple plies of textile reinforcement and extruded construction provide long and flexible lengths that resist coolant solutions, aging, cold leaks, cracking, delamination, ozone and peeling.

<b>Tube:</b>	Brick red silicone
<b>Reinforcement:</b>	Multiple high temperature textile plies
<b>Cover:</b>	Blue silicone, glossy finish
<b>Temp. Range:</b>	-65°F to +350°F (-53°C to +176°C)
<b>Brand Method:</b>	Impression
<b>Brand Example:</b>	PARKER SILICONE SERIES 6723 (ID) -65°F TO +350°
<b>Max. Rec. WP:</b>	1/3 of minimum burst pressure shown in table below
<b>Industry Standards:</b>	SAE J20R3 Class A
<b>Applications:</b>	<ul style="list-style-type: none"> <li>• Automobiles, buses, mobile/off-road equipment, trucks</li> <li>• Other equipment or vehicles with heating lines</li> </ul>
<b>Vacuum:</b>	Not recommended
<b>Compare to:</b>	Flexfab Green 5521

## Crimp Specifications

For currently qualified crimp specifications including coupling designation, refer to CrimpSource at [www.parker.com/crimpsource](http://www.parker.com/crimpsource). Refer to the COS-K4 crimper for crimp specs for hose 4" ID and smaller. Refer to the COS-K6 or COS-K10 crimpers for hose IDs larger than 4".

# Part Number	Size (in)	ID (in)	ID (mm)	OD (in)	OD (mm)	Approx Wt (lbs/ft)	Approx Wt (kg/m)	Min Bend Rad (in)	Min Bend Rad (mm)	Min Burst Press (psi)	Min Burst Press (bar)	Nom Std Pack Qty (ft)	Pkg Type
6723-0250250	1/4	0.250	6.4	0.6	16.3	0.11	0.16	1	10	250	17	250	Reel
6723-0375250	3/8	0.375	9.5	0.8	19.4	0.15	0.22	1	16	250	17	250	Reel
6723-0625050	5/8	0.625	15.9	1.0	25.8	0.27	0.40	2	38	250	17	50	Carton
6723-0625100												100	Reel
6723-0750050	3/4	0.750	19.1	1.1	29.0	0.29	0.43	2	60	200	14	50	Carton
6723-0750100												100	Reel
6723-1000050	1	1.000	25.4	1.4	35.3	0.39	0.58	4	102	175	12	50	Carton

**⚠ WARNING!** Couplings attached with bands or clamps may reduce the working pressure of the hose assembly to less than the maximum rated working pressure of the hose. Refer to the NAHAD Industrial Hose Assembly Guidelines.



## Silicone Heater Hose

Series 6724



Series 6724 is an extremely high temperature extruded silicone heater hose designed to transfer high temperature coolant in heating and diesel exhaust fluid (DEF) systems on automobiles, buses, mobile/off-road equipment, trucks and any engine requiring heater or coolant lines. The hose meets or exceeds SAE J20R3 Class A requirements, with a temperature range of -65°F to +500°F (-53°C to +260°C). The multiple plies of textile reinforcement and extruded construction provide long and flexible lengths that resist coolant solutions, aging, cold leaks, cracking, delamination, ozone and peeling.

<b>Tube:</b>	Brick red silicone
<b>Reinforcement:</b>	Multiple high temperature textile plies
<b>Cover:</b>	Blue silicone, glossy finish
<b>Temp. Range:</b>	-65°F to +500°F (-53°C to +260°C)
<b>Brand Method:</b>	Impression
<b>Brand Example:</b>	PARKER SILICONE SERIES 6724 -65°F TO +500°F
<b>Max. Rec. WP:</b>	1/3 of minimum burst pressure shown in table below
<b>Industry Standards:</b>	SAE J20R3 Class A
<b>Applications:</b>	<ul style="list-style-type: none"> <li>Automobiles, buses, mobile/off-road equipment, trucks</li> <li>Other equipment or vehicles with heating lines</li> </ul>
<b>Vacuum:</b>	Not recommended

### Crimp Specifications

For currently qualified crimp specifications including coupling designation, refer to CrimpSource at [www.parker.com/crimpsource](http://www.parker.com/crimpsource). Refer to the COS-K4 crimper for crimp specs for hose 4" ID and smaller. Refer to the COS-K6 or COS-K10 crimpers for hose IDs larger than 4".

#													
Part Number	Size (in)	ID (in)	ID (mm)	OD (in)	OD (mm)	Approx Wt (lbs/ft)	Approx Wt (kg/m)	Min Bend Rad (in)	Min Bend Rad (mm)	Min Burst Press (psi)	Min Burst Press (bar)	Nom Std Pack Qty (ft)	Pkg Type
6724-0250250	1/4	0.250	6.4	0.5	13.4	0.10	0.15	1	13	250	17	250	Reel
6724-0375250	3/8	0.375	9.5	0.7	17.5	0.13	0.19	1	19	250	17	250	Reel
6724-0500050	1/2	0.500	12.7	0.8	20.7	0.17	0.25	2	38	250	17	50	Carton
6724-0500250												250	Reel
6724-0625050	5/8	0.625	15.9	0.9	23.9	0.24	0.36	2	45	250	17	50	Carton
6724-0625100												100	Reel
6724-0625250	5/8	0.625	15.9	0.9	23.9	0.24	0.36	2	45	250	17	250	Reel
6724-0750050	3/4	0.750	19.1	1.1	27.1	0.26	0.39	3	70	200	14	50	Carton
6724-0750100												100	Reel
6724-0875100	7/8	0.875	22.2	1.2	30.2	0.28	0.42	4	108	175	12	100	Reel
6724-1000050	1	1.000	25.4	1.3	34.0	0.34	0.51	5	127	175	12	50	Carton
6724-1000100												100	Reel

**⚠ WARNING!** Couplings attached with bands or clamps may reduce the working pressure of the hose assembly to less than the maximum rated working pressure of the hose. Refer to the NAHAD Industrial Hose Assembly Guidelines.



## Silicone Coolant Hose / 3-Ply

Series 6750



Series 6750 is a 3-ply silicone coolant hose designed to transfer high temperature solutions in coolant circuits on automobiles, buses, mobile/off-road equipment, trucks and any engine incorporating a radiator application. The hose meets or exceeds SAE J20R1 Class A requirements, with a temperature range of -65°F to +350°F (-53°C to +176°C). The multiple plies of textile reinforcement provide durability and the silicone construction resists coolant solutions, aging, cold leaks, cracking, delamination, ozone and peeling. Series 6750 is manufactured on twelve-foot mandrels for tight dimensional tolerances and is offered in standard 3-foot lengths.

<b>Tube:</b>	Brick red silicone
<b>Reinforcement:</b>	Multiple high temperature textile plies
<b>Cover:</b>	Blue silicone, matte finish
<b>Temp. Range:</b>	-65°F to +350°F (-53°C to +176°C)
<b>Brand Method:</b>	Black ink
<b>Brand Example:</b>	PARKER SILICONE SERIES 6750 (ID) -65°F TO +350°F
<b>Max. Rec. WP:</b>	1/3 of minimum burst pressure shown in table below
<b>Industry Standards:</b>	SAE J20R1 Class A
<b>Applications:</b>	<ul style="list-style-type: none"> <li>Automobiles, buses, mobile/off-road equipment, trucks</li> <li>Other equipment or vehicles with heating lines</li> </ul>
<b>Vacuum:</b>	Not recommended
<b>Compare to:</b>	Federal 5515; Flexfab Blue 5515; Flexfab Green 5500; Purosil 7030

### Crimp Specifications













For currently qualified crimp specifications including coupling designation, refer to CrimpSource at [www.parker.com/crimpsource](http://www.parker.com/crimpsource). Refer to the COS-K4 crimper for crimp specs for hose 4" ID and smaller. Refer to the COS-K6 or COS-K10 crimpers for hose IDs larger than 4".

# Part Number	Size (in)	ID (in)	ID (mm)	Reinf Layers	OD (in)	OD (mm)	Approx Wt (lbs/ea)	Approx Wt (kg/ea)	Min Burst Press (psi)	Min Burst Press (bar)	Std Pack Qty (ea)	Pkg Type
6750-0250003	1/4	0.250	6.4	3	0.6	15.2	1.02	1.52	477	33	4 x 3-ft	Carton
6750-0310003	5/16	0.313	8.0	3	0.7	16.8	1.20	1.79	477	33	4 x 3-ft	Carton
6750-0375003	3/8	0.375	9.5	3	0.7	18.3	1.44	2.15	477	33	4 x 3-ft	Carton
6750-0500003	1/2	0.500	12.7	3	0.9	21.6	1.56	2.32	425	23	4 x 3-ft	Carton
6750-0625003	5/8	0.625	15.9	3	1.0	24.6	2.49	3.71	376	26	4 x 3-ft	Carton
6750-0750003	3/4	0.750	19.1	3	1.1	27.9	2.73	4.07	325	22	4 x 3-ft	Carton
6750-0875003	7/8	0.875	22.2	3	1.2	31.0	3.00	4.47	325	22	4 x 3-ft	Carton
6750-1000003	1	1.000	25.4	3	1.4	34.3	3.24	4.83	299	21	4 x 3-ft	Carton
6750-1125003	1-1/8	1.125	28.6	3	1.5	37.3	3.60	5.36	299	21	4 x 3-ft	Carton
6750-1250003	1-1/4	1.250	31.8	3	1.6	40.6	3.84	5.72	276	19	4 x 3-ft	Carton
6750-1313003	1-5/16	1.313	33.4	3	1.7	42.2	3.96	5.90	276	19	4 x 3-ft	Carton
6750-1375003	1-3/8	1.375	34.9	3	1.7	43.7	4.17	6.21	276	19	4 x 3-ft	Carton
6750-1500003	1-1/2	1.500	38.1	3	1.9	47.0	4.47	6.66	249	17	4 x 3-ft	Carton
6750-1625003	1-5/8	1.625	41.3	3	2.0	50.0	4.74	7.06	249	18	2 x 3-ft	Carton
6750-1750003	1-3/4	1.750	44.5	3	2.1	53.3	5.10	7.60	225	16	2 x 3-ft	Carton
6750-1875003	1-7/8	1.875	47.6	3	2.2	56.4	5.40	8.05	200	14	2 x 3-ft	Carton
6750-2000003	2	2.000	50.8	3	2.4	59.7	5.73	8.54	200	14	2 x 3-ft	Carton
6750-2125003	2-1/8	2.125	54.0	3	2.5	62.7	6.04	9.00	175	12	2 x 3-ft	Carton

(Continued on the following page)

**⚠ WARNING!** Couplings attached with bands or clamps may reduce the working pressure of the hose assembly to less than the maximum rated working pressure of the hose. Refer to the NAHAD Industrial Hose Assembly Guidelines.

## Series 6750 – Silicone Coolant Hose /3-Ply (Continued)

# Part Number	 Size (in)	 ID (in)	 ID (mm)	 Reinf Layers	 OD (in)	 OD (mm)	 Approx Wt (lbs/ea)	 Approx Wt (kg/ea)	 Min Burst Press (psi)	 Min Burst Press (bar)	 Std Pack Qty (ea)	 Pkg Type
6750-2250003	2-1/4	2.250	57.2	3	2.6	66.0	6.36	9.48	175	12	1 x 3-ft	Carton
6750-2313003	2-5/16	2.313	58.8	3	2.7	67.6	6.68	9.95	175	12	1 x 3-ft	Carton
6750-2375003	2-3/8	2.375	60.3	3	2.7	69.1	7.00	10.43	175	12	1 x 3-ft	Carton
6750-2500003	2-1/2	2.500	63.5	3	2.9	72.4	7.20	10.73	149	10	1 x 3-ft	Carton
6750-2625003	2-5/8	2.625	66.7	3	3.0	75.4	7.53	11.22	125	9	1 x 3-ft	Carton
6750-2750003	2-3/4	2.750	69.9	3	3.1	78.7	7.92	11.80	125	9	1 x 3-ft	Carton
6750-2875003	2-7/8	2.875	73.0	3	3.2	81.8	8.43	12.56	87	6	1 x 3-ft	Carton
6750-3000003	3	3.000	76.2	3	3.4	85.1	9.00	13.41	87	6	1 x 3-ft	Carton
6750-3125003	3-1/8	3.125	79.4	3	3.5	88.1	9.53	14.20	75	5	1 x 3-ft	Carton
6750-3250003	3-1/4	3.250	82.6	3	3.6	91.4	9.72	14.48	75	5	1 x 3-ft	Carton
6750-3313003	3-5/16	3.313	84.2	3	3.7	93.0	9.78	14.57	75	5	1 x 3-ft	Carton
6750-3375003	3-3/8	3.375	85.7	3	3.7	94.5	9.87	14.71	75	5	1 x 3-ft	Carton
6750-3500003	3-1/2	3.500	88.9	3	3.9	97.8	9.96	14.84	75	5	1 x 3-ft	Carton
6750-3625003	3-5/8	3.625	92.1	3	4.0	100.8	10.14	15.11	49	4	1 x 3-ft	Carton
6750-3750003	3-3/4	3.750	95.3	3	4.1	104.1	10.47	15.60	49	4	1 x 3-ft	Carton
6750-3875003	3-7/8	3.875	98.4	3	4.2	107.2	10.80	16.09	49	4	1 x 3-ft	Carton
6750-4000003	4	4.000	101.6	3	4.4	110.5	11.10	16.54	49	4	1 x 3-ft	Carton
6750-4250003	4-1/4	4.250	108.0	3	4.6	116.8	12.30	18.33	49	4	1 x 3-ft	Carton
6750-4500003	4-1/2	4.500	114.3	3	4.9	123.2	13.20	19.67	49	4	1 x 3-ft	Carton
6750-4750003	4-3/4	4.750	120.7	3	5.1	129.5	13.71	20.43	49	4	1 x 3-ft	Carton
6750-5000003	5	5.000	127.0	3	5.4	135.9	14.34	21.37	49	4	1 x 3-ft	Carton



## Silicone Coolant Hose / 4-Ply

Series 6751



Series 6751 is a 4-ply heavy duty silicone coolant hose designed to transfer high temperature solutions in coolant circuits on automobiles, buses, mobile/off-road equipment, trucks and any engine incorporating a radiator application. The hose meets or exceeds SAE J20R1 Class A requirements, with a temperature range of -65°F to +350°F (-53°C to +176°C). The multiple plies of textile reinforcement provide durability and the silicone construction resists coolant solutions, aging, cracking, delamination, ozone and peeling. Series 6751 is manufactured on twelve-foot mandrels for tight dimensional tolerances, and is offered in standard 3-foot lengths.

<b>Tube:</b>	Brick red silicone
<b>Reinforcement:</b>	Multiple high temperature textile plies
<b>Cover:</b>	Blue silicone, matte finish
<b>Temp. Range:</b>	-65°F to +350°F (-53°C to +176°C)
<b>Brand Method:</b>	Black ink
<b>Brand Example:</b>	PARKER SILICONE SERIES 6751 (ID) -65°F TO +350°F
<b>Max. Rec. WP:</b>	1/3 of minimum burst pressure shown in table below
<b>Industry Standards:</b>	SAE J20R1 Class A
<b>Applications:</b>	<ul style="list-style-type: none"> <li>Automobiles, buses, mobile/off-road equipment, trucks</li> <li>Other equipment or vehicles with heating lines</li> </ul>
<b>Vacuum:</b>	Not recommended
<b>Compare to:</b>	Federal 5581; Flexfab Blue 5581; Flexfab Green 5501; Flextech C40; Purosil 70

### Crimp Specifications













For currently qualified crimp specifications including coupling designation, refer to CrimpSource at [www.parker.com/crimpsource](http://www.parker.com/crimpsource). Refer to the COS-K4 crimper for crimp specs for hose 4" ID and smaller. Refer to the COS-K6 or COS-K10 crimpers for hose IDs larger than 4".

# Part Number	Size (in)	ID (in)	ID (mm)	Reinf Layers	OD (in)	OD (mm)	Approx Wt (lbs/ea)	Approx Wt (kg/ea)	Min Burst Press (psi)	Min Burst Press (bar)	Std Pack Qty (ea)	Pkg Type
6751-0250003	1/4	0.250	6.4	4	0.6	16.0	1.50	2.24	477	33	4 x 3-ft	Carton
6751-0313003	5/16	0.313	7.9	4	0.7	17.5	1.68	2.50	477	33	4 x 3-ft	Carton
6751-0375003	3/8	0.375	9.5	4	0.8	19.3	2.07	3.08	477	33	4 x 3-ft	Carton
6751-0500003	1/2	0.500	12.7	4	0.9	22.4	2.22	3.31	425	30	4 x 3-ft	Carton
6751-0625003	5/8	0.625	15.9	4	1.0	25.7	2.58	3.84	376	26	4 x 3-ft	Carton
6751-0750003	3/4	0.750	19.1	4	1.1	28.7	3.03	4.51	325	22	4 x 3-ft	Carton
6751-0875003	7/8	0.875	22.2	4	1.3	32.0	3.33	4.96	325	22	4 x 3-ft	Carton
6751-1000003	1	1.000	25.4	4	1.4	35.1	3.66	5.45	299	21	4 x 3-ft	Carton
6751-1125003	1-1/8	1.125	28.6	4	1.5	38.4	4.14	6.17	299	21	4 x 3-ft	Carton
6751-1250003	1-1/4	1.250	31.8	4	1.6	41.4	4.38	6.53	276	19	4 x 3-ft	Carton
6751-1313003	1-5/16	1.313	33.3	4	1.7	42.9	4.65	6.93	276	19	4 x 3-ft	Carton
6751-1375003	1-3/8	1.375	34.9	4	1.8	44.7	4.95	7.38	276	19	4 x 3-ft	Carton
6751-1500003	1-1/2	1.500	38.1	4	1.9	47.8	5.49	8.18	249	17	4 x 3-ft	Carton
6751-1625003	1-5/8	1.625	41.3	4	2.0	51.1	5.67	8.45	249	17	2 x 3-ft	Carton
6751-1750003	1-3/4	1.750	44.5	4	2.1	54.1	5.85	8.72	225	16	2 x 3-ft	Carton
6751-1875003	1-7/8	1.875	47.6	4	2.3	57.4	6.51	9.70	200	14	2 x 3-ft	Carton
6751-2000003	2	2.000	50.8	4	2.4	60.5	6.84	10.19	200	14	2 x 3-ft	Carton

(Continued on the following page)

**⚠ WARNING!** Couplings attached with bands or clamps may reduce the working pressure of the hose assembly to less than the maximum rated working pressure of the hose. Refer to the NAHAD Industrial Hose Assembly Guidelines.

## Series 6751 – Silicone Coolant Hose / 4-Ply (Continued)

# Part Number	 Size (in)	 ID (in)	 ID (mm)	 Reinf Layers	 OD (in)	 OD (mm)	 Approx Wt (lbs/ea)	 Approx Wt (kg/ea)	 Min Burst Press (psi)	 Min Burst Press (bar)	 Std Pack Qty (ea)	 Pkg Type
6751-2125003	2-1/8	2.125	54.0	4	2.5	63.8	7.17	10.68	175	12	2 x 3-ft	Carton
6751-2250003	2-1/4	2.250	57.2	4	2.6	66.8	7.38	11.00	175	12	1 x 3-ft	Carton
6751-2313003	2-5/16	2.313	58.7	4	2.7	68.3	7.53	11.22	175	12	1 x 3-ft	Carton
6751-2375003	2-3/8	2.375	60.3	4	2.8	70.1	7.74	11.53	175	12	1 x 3-ft	Carton
6751-2500003	2-1/2	2.500	63.5	4	2.9	73.2	8.19	12.20	149	10	1 x 3-ft	Carton
6751-2625003	2-5/8	2.625	66.7	4	3.0	76.5	8.64	12.87	125	9	1 x 3-ft	Carton
6751-2750003	2-3/4	2.750	69.9	4	3.1	79.5	8.91	13.28	125	9	1 x 3-ft	Carton
6751-2875003	2-7/8	2.875	73.0	4	3.3	82.8	9.33	13.90	87	6	1 x 3-ft	Carton
6751-3000003	3	3.000	76.2	4	3.4	85.9	9.93	14.80	87	6	1 x 3-ft	Carton
6751-3125003	3-1/8	3.125	79.4	4	3.5	89.2	10.14	15.11	75	5	1 x 3-ft	Carton
6751-3250003	3-1/4	3.250	82.6	4	3.6	92.2	10.32	15.38	75	5	1 x 3-ft	Carton
6751-3313003	3-5/16	3.313	84.1	4	3.7	93.7	10.41	15.51	75	5	1 x 3-ft	Carton
6751-3375003	3-3/8	3.375	85.7	4	3.8	95.5	10.53	15.69	75	5	1 x 3-ft	Carton
6751-3500003	3-1/2	3.500	88.9	4	3.9	98.6	10.80	16.09	75	5	1 x 3-ft	Carton
6751-3625003	3-5/8	3.625	92.1	4	4.0	101.9	11.10	16.54	49	4	1 x 3-ft	Carton
6751-3750003	3-3/4	3.750	95.3	4	4.1	104.9	11.43	17.03	49	4	1 x 3-ft	Carton
6751-3875003	3-7/8	3.875	98.4	4	4.3	108.2	11.76	17.52	49	4	1 x 3-ft	Carton
6751-4000003	4	4.000	101.6	4	4.4	111.3	12.12	18.06	49	4	1 x 3-ft	Carton
6751-4250003	4-1/4	4.250	108.0	4	4.6	117.6	13.20	19.67	49	4	1 x 3-ft	Carton
6751-4500003	4-1/2	4.500	114.3	4	4.9	124.0	14.10	21.01	49	4	1 x 3-ft	Carton
6751-4750003	4-3/4	4.750	120.7	4	5.1	130.3	14.61	21.77	49	4	1 x 3-ft	Carton
6751-5000003	5	5.000	127.0	4	5.4	136.7	15.27	22.75	49	4	1 x 3-ft	Carton



## Silicone Charge Air Cooler Hose / 4-Ply Hot Side

Series 6823

Series 6823 is a 4-ply silicone Charge Air Cooler (CAC) hose designed to connect and align segments of the air charge system of a heavy duty engine. The air charge system manages the flow of the cool/hot air between the turbocharger and the engine; the hot side CAC hose transfers hot air from the engine and also helps stabilize the system by compensating for vibrations. Series 6823 features a maximum temperature to +500°F (+260°C), while the red color is used for color-coding the hot side of the system.

<b>Tube:</b>	Brick red silicone
<b>Reinforcement:</b>	Multiple high temperature aramid plies with external stainless steel retaining rings
<b>Cover:</b>	Brick red silicone, matte finish
<b>Temp. Range:</b>	-65°F to +500°F (-53°C to +260°C)
<b>Brand Method:</b>	Black ink
<b>Brand Example:</b>	PARKER SERIES 6823
<b>Max. Rec. WP:</b>	1/3 of minimum burst pressure shown in table below
<b>Industry Standards:</b>	None applicable
<b>Applications:</b>	<ul style="list-style-type: none"> <li>Hot air connection between engine charge air system components</li> <li>Automobiles, buses, mobile/off-road equipment, trucks</li> <li>Other equipment or vehicles with heating lines</li> </ul>
<b>Vacuum:</b>	Not recommended
<b>Compare to:</b>	Purosil 367

### Crimp Specifications

For currently qualified crimp specifications including coupling designation, refer to CrimpSource at [www.parker.com/crimpsource](http://www.parker.com/crimpsource). Refer to the COS-K4 crimper for crimp specs for hose 4" ID and smaller. Refer to the COS-K6 or COS-K10 crimpers for hose IDs larger than 4".

#														
Part Number	Size (in)	ID (in)	ID (mm)	Reinf Layers	OD (in)	OD (mm)	Approx Wt (lbs/ea)	Approx Wt (kg/ea)	Min Bend Rad (in)	Min Bend Rad (mm)	Min Burst Press (psi)	Min Burst Press (bar)	Std Pack Qty (ea)	Pkg Type
-30006000	3	3.00	76.2	4	3.2	81.8	0.37	0.55	n/a	n/a	80	6	6 x 6-in	Carton
-300035006000	3 x 3-1/2	3.00 x 3.50	76.2 x 88.9	4	3.2 x 3.7	81.8 x 94.5	0.40	0.60	n/a	n/a	80	6	6 x 6-in	Carton
-35006000	3-1/2	3.50	88.9	4	3.7	94.5	0.43	0.64	n/a	n/a	80	6	6 x 6-in	Carton
-40006000	4	4.00	101.6	4	4.22	107.2	0.55	0.82	n/a	n/a	80	6	6 x 6-in	Carton
-40008000	4	4.00	101.6	4	4.2	107.2	0.74	1.10	n/a	n/a	80	5.5	6 x 8-in	Carton



## Silicone Charge Air Cooler Hose / 4-Ply Cool Side












Series 6824

Series 6824 is a 4-ply silicone Charge Air Cooler (CAC) hose designed to connect and align segments of the air charge system of a heavy duty engine. The air charge system manages the flow of the cool/hot air between the turbocharger and the engine; the cool side CAC hose transfers cool air from the turbocharger to the engine, allowing it to operate more efficiently. The hose also helps stabilize the system by compensating for vibrations. Series 6824 features a maximum temperature to +350°F (+176°C), and the blue color is used for color-coding the cool side of the system.

<b>Tube:</b>	Brick red silicone
<b>Reinforcement:</b>	Multiple high temperature textile plies with external stainless steel retaining rings
<b>Cover:</b>	Blue silicone, matte finish
<b>Temp. Range:</b>	-65°F to +350°F (-53°C to +176°C)
<b>Brand Method:</b>	Black ink
<b>Brand Example:</b>	PARKER SERIES 6824
<b>Max. Rec. WP:</b>	1/3 of minimum burst pressure shown in table below
<b>Industry Standards:</b>	None Applicable
<b>Applications:</b>	<ul style="list-style-type: none"> <li>• Cool connection between engine charge air system components</li> <li>• Automobiles, buses, mobile/off-road equipment, trucks</li> <li>• Other equipment or vehicles with heating lines</li> </ul>
<b>Vacuum:</b>	Not recommended
<b>Compare to:</b>	Purosil 784

### Crimp Specifications

For currently qualified crimp specifications including coupling designation, refer to CrimpSource at [www.parker.com/crimpsource](http://www.parker.com/crimpsource). Refer to the COS-K4 crimper for crimp specs for hose 4" ID and smaller. Refer to the COS-K6 or COS-K10 crimpers for hose IDs larger than 4".

# Part Number	 Size (in)	 ID (in)	 ID (mm)	 Reinf Layers	 OD (in)	 OD (mm)	 Approx Wt (lbs/ea)	 Approx Wt (kg/ea)	 Min Bend Rad (in)	 Min Bend Rad (mm)	 Min Burst Press (psi)	Min Burst Press (bar)	Std Pack Qty (ea)	Pkg Type
6824-30006000	3	3.00	76.2	4	3.32	84.3	0.52	0.77	n/a	n/a	80	6	6 x 6-in	Carton
6824-35006000	3-1/2	3.50	88.9	4	3.82	97.0	0.61	0.91	n/a	n/a	80	6	6 x 6-in	Carton
6824-40006000	4	4.00	101.6	4	4.32	109.7	0.70	1.04	n/a	n/a	80	6	6 x 6-in	Carton
6824-40008000	4	4.00	101.6	4	4.32	109.7	0.91	1.36	n/a	n/a	80	6	6 x 8-in	Carton





## Silicone Coolant / Heater Hose

Series 6621



Series 6621 is a super-flexible silicone coolant/heater hose designed to transfer high temperature solutions between the radiator and engine on automobiles, buses, mobile/off-road equipment, trucks and any engine incorporating a radiator application. The hose meets SAE J20R2 Class A and ISO 1307-1997 performance criteria, with a temperature range of -76°F to +392°F (-60°C to +200°C). The hose construction incorporates multiple plies of textile reinforcement for durability, a helical wire for limited suction capability and collapse/kink resistance, and resists coolant solutions, aging, cold leaks, cracking, delamination, ozone and peeling. The unique Greek corrugations are tightly pitched and precision engineered, providing extreme flexibility and kink resistance for applications that require tight bends for routing through confined spaces where formed hoses might normally be required. Series 6621 is manufactured on 130-foot mandrels—providing the longest and most flexible continuous hose lengths in the industry—for tight dimensional tolerances and maximum inventory utilization.

**NOTE:** Do not drag across sharp edges or highly abrasive services.

<b>Tube:</b>	Black silicone (other colors available; contact Parker)
<b>Reinforcement:</b>	Multiple high temperature textile plies with wire helix
<b>Cover:</b>	Red Greek corrugated silicone, matte finish (other colors available; contact Parker)
<b>Temp. Range:</b>	-76°F to +392°F (-60°C to +200°C)
<b>Brand Method:</b>	Black text on yellow stripe
<b>Brand Example:</b>	PARKER SILICONE SERIES 6621 -76°F to +392°F
<b>Max. Rec. WP:</b>	1/3 of minimum burst pressure shown in table below
<b>Industry Standards:</b>	SAE J20R2 Class A and TMC RP303B performance; ISO 1307-1997 dimensional tolerance
<b>Applications:</b>	<ul style="list-style-type: none"> <li>Coolant transfer in heater and coolant circuits</li> <li>Automobiles, buses, mobile/off-road equipment, trucks</li> </ul>
<b>Vacuum:</b>	18" hg (457 mm Hg)

### Crimp Specifications

For currently qualified crimp specifications including coupling designation, refer to CrimpSource at [www.parker.com/crimpsource](http://www.parker.com/crimpsource). Refer to the COS-K4 crimper for crimp specs for hose 4" ID and smaller. Refer to the COS-K6 or COS-K10 crimpers for hose IDs larger than 4".

# Part Number	Size (in)	ID (in)	ID (mm)	OD (in)	OD (mm)	Approx Wt (lbs/ft)	Approx Wt (kg/m)	Min Bend Rad (in)	Min Bend Rad (mm)	Min Burst Press (psi)	Min Burst Press (bar)	Nom Std Pack Qty (ft)	Pkg Type
6621-0500025	1/2	0.512	13.0	0.9	23.0	0.21	0.31	1	30	225	16	25	Carton
6621-0500130												130	
6621-0625025	5/8	0.630	16.0	1.0	26.0	0.22	0.33	1	35	225	16	25	Carton
6621-0625130												130	
6621-0750025	3/4	0.748	19.0	1.1	29.0	0.24	0.36	2	45	225	16	25	Carton
6621-0750130												130	
6621-1000025	1	0.984	25.0	1.4	35.0	0.30	0.52	2	50	225	16	25	Carton
6621-1000130												130	
6621-1250025	1-1/4	1.260	32.0	1.7	43.0	0.40	0.60	3	80	225	16	25	Carton
6621-1375025	1-3/8	1.378	35.0	1.8	46.0	0.43	0.64	4	95	225	16	25	Carton
6621-1500025	1-1/2	1.496	38.0	1.9	49.0	0.46	0.69	4	100	225	16	25	Carton
6621-1750025	1-3/4	1.772	45.0	2.2	56.0	0.54	0.80	5	130	225	16	25	Carton
6621-2000025	2	2.008	51.0	2.5	64.0	0.88	1.31	6	150	225	16	25	Carton

**⚠ WARNING!** Couplings attached with bands or clamps may reduce the working pressure of the hose assembly to less than the maximum rated working pressure of the hose. Refer to the NAHAD Industrial Hose Assembly Guidelines.



## SOFT-FLEX™ DEF Dispenser Hose

Series 7116M














Series 7116M is designed to dispense or transfer diesel exhaust fluid (DEF) into the on-board selective catalytic reduction (SCR) system of buses, heavy trucks and off-road vehicles used in agricultural, construction and material handling applications. The hose construction incorporates a specially formulated EPDM tube and multiple plies of textile reinforcement for flexibility and kink resistance. The EPDM cover is resistant to abrasion, mild chemicals and ozone.

- NOTES:**
- To avoid DEF contamination, use only hose designed for the application, and stainless steel couplings to fabricate hose assemblies.
  - Do not use for oil or fuel service.

<b>Tube:</b>	Black EPDM, peroxide cured
<b>Reinforcement:</b>	Multiple textile plies
<b>Cover:</b>	Black EPDM; smooth finish
<b>Temp. Range:</b>	-40°F to +212°F (-40°C to +100°C)
<b>Brand Method:</b>	White ink
<b>Brand Example:</b>	PARKER SERIES 7116M DEF SOFT-FLEX™ (ID) MAX WP 150 PSI
<b>Design Factor:</b>	4:1
<b>Industry Standards:</b>	None applicable
<b>Applications:</b>	<ul style="list-style-type: none"> <li>• DEF fluids, urea</li> <li>• Dispensing for buses, trucks, mobile equipment</li> <li>• Agriculture, construction, transportation</li> </ul>
<b>Vacuum:</b>	Not recommended
<b>Compare to:</b>	ContiTech DEF Dispensing Hose; Flextral PE60

### Crimp Specifications

For currently qualified crimp specifications including coupling designation, refer to CrimpSource at [www.parker.com/crimpsource](http://www.parker.com/crimpsource). Refer to the COS-K4 crimper for crimp specs for hose 4" ID and smaller. Refer to the COS-K6 or COS-K10 crimpers for hose IDs larger than 4".

# Part Number	 ID (in)	 ID (mm)	 Reinf Layers	 OD (in)	 OD (mm)	 Approx Wt (lbs/ft)	 Approx Wt (kg/m)	 Min Bend Rad (in)	 Min Bend Rad (mm)	 Max WP (psi)	 Max WP (bar)	 Nom Std Pack Qty (ft)	 Pkg Type
7116M-380	3/8	9.5	2	0.7	16.7	0.13	0.19	4	97	150	10	700	Reel
7116M-500	1/2	12.7	4	0.9	22.7	0.24	0.36	5	127	150	10	550	Reel
7116M-750	3/4	19.1	4	1.2	29.4	0.34	0.51	6	152	150	10	400	Reel
7116M-1000	1	25.4	4	1.4	36.3	0.46	0.69	8	203	150	10	300	Reel

**WARNING:** This product can expose you to chemicals including DEHP, which is known to the State of California to cause cancer and birth defects or other reproductive harm. For more information go to [www.p65warnings.ca.gov](http://www.p65warnings.ca.gov).

**WARNING!** Couplings attached with bands or clamps may reduce the working pressure of the hose assembly to less than the maximum rated working pressure of the hose. Refer to the NAHAD Industrial Hose Assembly Guidelines.

**Dock Hose**



## Hose Selector Guide – by application

Series	Trademark	Hose Application / Construction		Tube	Cover	Size Range (in)	Pressure Range (psi)	Temp Range (°F)	Page No.
EW339		Petroleum	50% aromatics	Nitrile	Synthetic rubber	6 - 12	200	-40 / +180	91
EW355		Petroleum	50% aromatics	Nitrile	Synthetic rubber	6 - 12	250	-40 / +180	92
EW399		Petrochemical	100% aromatics	FKM	Synthetic rubber	4 - 10	250	-40 / +180	94
EW460		Molten sulphur		EPDM	EPDM	6 - 10	200	-40 / +300	95
EW499		Hot tar and asphalt		FKM	Synthetic rubber	4 - 10	200	-40 / +350	96
EWC439		Petroleum	50% aromatics, corrugated	Nitrile	Synthetic rubber	4 - 12	225	-40 / +180	93

## Hose Selector Guide – by industry standard

Series	Industry Standard
	USCG
EW339	■
EW355	■
EW399	■
EW460	■
EW499	■
EWC439	■

The above tables are guides only. It is the responsibility of the end user to select and/or test the most appropriate product for the application. For more specific Industry Standards information, refer to the "Industry Standards" section of each respective product page. Contact Parker for additional information.

**A complete listing of industry standards is available in the Introduction section. See the pages immediately following the Table of Contents for a complete index by series, and by product application and name.**



# Heavy Duty Dock Hose – Petroleum Service















Series EW339  
**Custom Made Hose**

Series EW339 is a heavy duty oil suction and discharge (OS&D)/dock hose for transferring oil between tankers, barges, and storage tanks. The hose construction incorporates a specially formulated tube that resists media to 50% aromatic content. The wire helix provides full suction capability, kink resistance and a path to conduct a static electrical charge to ground. The rugged cover is resistant to abrasion, mild chemicals, oil and weathering. Series EW339 meets all United States Coast Guard (USCG) requirements for dock/OS&D hose.

**NOTES:**

- Other customized versions of this product are available. Contact Parker.
- For corrugated construction, refer to Series EWC439.

- Tube:** Black nitrile
- Reinforcement:** Multiple plies of tire cord with wire helix
- Cover:** Black synthetic rubber; wrapped finish
- Temp. Range:** -40°F to +180°F (-40°C to +82°C)
- Brand Method:** Black text on red stripe
- Brand Example:** PARKER SERIES EW339 NITRILE / OIL SERVICE
- Design Factor:** 4:1
- Industry Standards:** USCG
- Applications:**
  - Oil and fuel to 50% aromatic content
  - Transfer between barges, storage tanks and marine vessels
- Vacuum:** 29" Hg (737 mm Hg)
- Couplings:** Built-in nipples, male pipe or flanged. Other configurations available. Contact Parker.

# Part Number	 ID (in)	 ID (mm)	 Reinf Layers	 OD (in)	 OD (mm)	 Approx Wt (lbs/ft)	 Approx Wt (kg/m)	 Min Bend Rad (in)	 Min Bend Rad (mm)	 Max WP (psi)	 Max WP (bar)	 Max Lg (ft)
EW339-6000	6	152.4	4	7.1	181.0	8.00	5.41	36	914	200	14	50
EW339-8000	8	203.2	6	9.4	247.7	13.30	19.82	48	1219	200	14	50
EW339-10000	10	254.0	8	11.8	298.5	20.00	29.80	60	1524	200	14	50
EW339-12000	12	304.8	8	13.8	349.3	27.00	40.23	72	1829	200	14	50

**WARNING:** This product can expose you to chemicals including Carbon Black, which is known to the State of California to cause cancer. For more information go to [www.p65warnings.ca.gov](http://www.p65warnings.ca.gov).



# Heavy Duty Dock Hose – Petroleum Service















Series EW355  
**Custom Made Hose**

Series EW355 is a heavy duty oil suction and discharge (OS&D)/dock hose for transferring oil between tankers, barges, and storage tanks. The hose construction incorporates a specially formulated tube that resists media to 50% aromatic content. The wire helix provides full suction capability, kink resistance and a path to conduct a static electrical charge to ground. The rugged cover is resistant to abrasion, mild chemicals, oil and weathering. Series EW355 meets all United States Coast Guard (USCG) requirements for dock/OS&D hose.

**NOTE:** Other customized versions of this product are available. Contact Parker.

- Tube:** Black nitrile
- Reinforcement:** Multiple plies of tire cord with wire helix
- Cover:** Black synthetic rubber; wrapped finish
- Temp. Range:** -40°F to +180°F (-40°C to +82°C)
- Brand Method:** Black text on red stripe
- Brand Example:** PARKER SERIES EW355 DOCK/OS&D HOSE
- Design Factor:** 4:1
- Industry Standards:** USCG
- Applications:**
  - Oil and fuel to 50% aromatic content
  - Transfer between barges, storage tanks and marine vessels
- Vacuum:** 29" Hg (737 mm Hg)
- Couplings:** Built-in nipples, male pipe or flanged. Other configurations available. Contact Parker.

# Part Number	 ID (in)	 ID (mm)	 Reinf Layers	 OD (in)	 OD (mm)	 Approx Wt (lbs/ft)	 Approx Wt (kg/m)	 Min Bend Rad (in)	 Min Bend Rad (mm)	 Max WP (psi)	 Max WP (bar)	 Max Lg (ft)
EW355-4000	4	101.6	4	5.0	127.0	4.3	6.4	24	610	250	17	50
EW355-6000	6	152.4	6	7.2	184.2	8.2	12.2	36	914	250	17	50
EW355-8000	8	203.2	8	9.5	241.3	13.5	20.1	48	1219	250	17	50
EW355-10000	10	254.0	8	11.8	298.5	20.0	29.8	60	1524	250	17	50
EW355-12000	12	304.8	10	13.9	352.4	26.1	38.8	72	1829	250	17	50

**WARNING:** This product can expose you to chemicals including Carbon Black, which is known to the State of California to cause cancer. For more information go to [www.p65warnings.ca.gov](http://www.p65warnings.ca.gov).



# Corrugated Flex Barge Dock Hose – Petroleum Service















Series EWC439  
**Custom Made Hose**

Series EWC439 is a heavy duty oil suction and discharge (OS&D)/dock hose for transferring oil between tankers, barges, and storage tanks. The hose construction incorporates a specially formulated tube that resists media to 50% aromatic content. The wire helix provides full suction capability, kink resistance and a path to conduct a static electrical charge to ground. The rugged corrugated cover provides additional flexibility and is resistant to abrasion, mild chemicals, oil and weathering. Series EWC439 meets all United States Coast Guard (USCG) requirements for dock/OS&D hose.

**NOTE:** Other customized versions of this product are available. Contact Parker.

- Tube:** Black nitrile
- Reinforcement:** Multiple plies of tire cord with dual wire helix
- Cover:** Black synthetic rubber; corrugated wrapped finish
- Temp. Range:** -40°F to +180°F (-40°C to +82°C)
- Brand Method:** Black text on red stripe
- Brand Example:** PARKER SERIES EWC439 FLEX BARGE HOSE
- Design Factor:** 4:1
- Industry Standards:** USCG
- Applications:**
  - Oil and fuel to 50% aromatic content
  - Transfer between barges, storage tanks and marine vessels
- Vacuum:** 29" Hg (737 mm Hg)
- Couplings:** Built-in nipples, male pipe or flanged. Other configurations available. Contact Parker.

# Part Number	 ID (in)	 ID (mm)	 Reinf Layers	 OD (in)	 OD (mm)	 Approx Wt (lbs/ft)	 Approx Wt (kg/m)	 Min Bend Rad (in)	 Min Bend Rad (mm)	 Max WP (psi)	 Max WP (bar)	 Max Lg (ft)
EWC439-4000	4	101.6	4	5.0	127.0	4.30	6.41	20	508	225	16	50
EWC439-6000	6	152.4	6	7.3	184.2	8.20	12.22	29	734	225	16	50
EWC439-8000	8	203.2	6	9.4	238.9	12.30	18.33	38	965	225	16	50
EWC439-10000	10	254.0	8	11.7	297.7	21.01	31.30	48	1219	225	16	50
EWC439-12000	12	304.8	10	13.9	353.2	27.06	40.32	58	1473	225	16	50

**WARNING:** This product can expose you to chemicals including Carbon Black, which is known to the State of California to cause cancer. For more information go to [www.p65warnings.ca.gov](http://www.p65warnings.ca.gov).



# Heavy Duty Dock Hose – Petrochemical Service FKM Tube















Series EW399  
*Custom Made Hose*

Series EW399 is a heavy duty, high pressure suction and discharge/dock hose for transferring oil, fuel and petrochemical products between tankers, barges, and storage tanks. The hose construction incorporates a specially formulated, premium quality tube that resists multiple types and concentrations of media to 100% aromatic content. The wire helix provides full suction capability, kink resistance and a path to conduct a static electrical charge to ground. The rugged cover is resistant to abrasion, mild chemicals, oil and weathering. Series EW399 meets all United States Coast Guard (USCG) requirements for dock/OS&D hose.

**NOTE:** Other customized versions of this product are available. Contact Parker.

- Tube:** Black FKM fluoroelastomer
- Reinforcement:** Multiple plies of tire cord with wire helix
- Cover:** Black synthetic rubber; wrapped finish
- Temp. Range:** -40°F to +180°F (-40°C to +82°C)
- Brand Method:** Black text on red stripe
- Brand Example:** PARKER SERIES EW399 FKM DOCK / OS&D HOSE
- Design Factor:** 4:1
- Industry Standards:** USCG
- Applications:**
  - Petrochemicals; oil and fuel to 100% aromatic content
  - Transfer between barges, storage tanks and marine vessels
- Vacuum:** 29" Hg (737 mm Hg)
- Couplings:** Built-in nipples, male pipe or flanged. Other configurations available. Contact Parker.

# Part Number	 ID (in)	 ID (mm)	 Reinf Layers	 OD (in)	 OD (mm)	 Approx Wt (lbs/ft)	 Approx Wt (kg/m)	 Min Bend Rad (in)	 Min Bend Rad (mm)	 Max WP (psi)	 Max WP (bar)	 Max Lg (ft)
EW399-4000	4	101.6	4	5.3	133.4	5.50	8.20	24	610	250	17	50
EW399-6000	6	152.4	6	7.3	185.7	8.50	12.67	36	914	250	17	50
EW399-8000	8	203.2	8	9.5	241.3	14.80	22.05	48	1219	250	17	50
EW399-10000	10	254.0	10	12.0	304.8	23.00	34.27	60	1524	250	17	50

**WARNING:** This product can expose you to chemicals including Carbon Black, which is known to the State of California to cause cancer. For more information go to [www.p65warnings.ca.gov](http://www.p65warnings.ca.gov).





# Molten Sulphur Dock Hose













Series EW460  
**Custom Made Hose**



Series EW460 is a heavy duty, high temperature suction and discharge/dock hose for transferring molten sulphur between tankers, barges, and storage tanks. The hose construction incorporates a specially formulated high grade EPDM tube that features a temperature rating to 300°F (149°C). The wire helix provides full suction capability, kink resistance and a path to conduct a static electrical charge to ground. The rugged, high grade EPDM cover is resistant to abrasion, heat, mild chemicals and ozone. Series EW460 meets all United States Coast Guard (USCG) requirements for dock/OS&D hose.

**NOTE:** Other customized versions of this product are available. Contact Parker.

- Tube:** Black EPDM
- Reinforcement:** Multiple plies of tire cord with wire helix
- Cover:** Black EPDM; wrapped finish
- Temp. Range:** -40°F to +300°F (-40°C to +149°C)
- Brand Method:** Black text on red stripe
- Brand Example:** PARKER SERIES EW460 MOLTEN SULPHUR DOCK HOSE
- Design Factor:** 5:1
- Industry Standards:** USCG
- Applications:**
  - Hot, molten sulphur
  - Transfer between barges, storage tanks and marine vessels
- Vacuum:** 29" Hg (737 mm Hg)
- Couplings:** Built-in nipples, male pipe or flanged. Other configurations available. Contact Parker.

# Part Number	 ID (in)	 ID (mm)	 Reinf Layers	 OD (in)	 OD (mm)	 Approx Wt (lbs/ft)	 Approx Wt (kg/m)	 Min Bend Rad (in)	 Min Bend Rad (mm)	 Max WP (psi)	 Max WP (bar)	 Max Lg (ft)
EW460-6000	6	152.4	6	8.0	203.2	12.00	17.88	42	1067	200	14	50
EW460-8000	8	203.2	8	10.3	260.4	20.00	29.80	54	1372	200	14	50
EW460-10000	10	254.0	8	12.3	311.2	28.00	41.72	66	1676	200	14	50

**WARNING:** This product can expose you to chemicals including Carbon Black, which is known to the State of California to cause cancer. For more information go to [www.p65warnings.ca.gov](http://www.p65warnings.ca.gov).



# Hot Tar & Asphalt Hose FKM Tube

Series EW499  
*Custom Made Hose*



Series EW499 is a heavy duty, high temperature suction and discharge/dock hose for transferring hot tar and asphalt between tankers, barges, and storage tanks. The hose construction incorporates a specially formulated tube that features a temperature rating to 350°F (177°C). The wire helix provides full suction capability, kink resistance and a path to conduct a static electrical charge to ground. The rugged cover is resistant to abrasion, heat, oil and weathering. Series EW499 meets all United States Coast Guard (USCG) requirements for dock/OS&D hose.

- NOTES:**
- Other customized versions of this product are available. Contact Parker.
  - For smaller diameter suction and discharge hose, refer to Series SW387.
  - For high pressure applicator hose, refer to Series 7204.

- Tube:** Black FKM fluoroelastomer  
**Reinforcement:** Multiple plies of tire cord with wire helix  
**Cover:** Black synthetic rubber; wrapped finish  
**Temp. Range:** -40°F to +350°F (-40°C to +177°C)  
**Brand Method:** Black text on red stripe  
**Brand Example:** PARKER SERIES EW499 HOT TAR & ASPHALT HOSE  
**Design Factor:** 5:1  
**Industry Standards:** USCG  
**Applications:**
  - Hot asphalt, oil, tar
  - Transfer between barges, storage tanks and marine vessels**Vacuum:** 29 in Hg (737 mm Hg)  
**Couplings:** Built-in nipples, male pipe or flanged. Other configurations available. Contact Parker.

# Part Number	ID (in)	ID (mm)	Reinf Layers	OD (in)	OD (mm)	Approx Wt (lbs/ft)	Approx Wt (kgs/m)	Min Bend Rad (in)	Min Bend Rad (mm)	Max WP (psi)	Max WP (bar)	Max Lg (ft)
EW499-4000	4	101.6	4	5.3	133.3	5.50	8.50	28	711	200	14	50
EW499-6000	6	152.4	6	7.5	190.5	9.90	14.75	42	1067	200	14	50
EW499-8000	8	203.2	8	9.9	250.8	15.30	22.80	54	1372	200	14	50
EW499-10000	10	254.0	8	12.0	304.8	20.80	30.99	66	1676	200	14	50

**WARNING:** This product can expose you to chemicals including Carbon Black, which is known to the State of California to cause cancer. For more information go to [www.p65warnings.ca.gov](http://www.p65warnings.ca.gov).

**WARNING!** Do not use above 350°F (177°C) or for applications beyond its intended service.

# Food & Beverage Hose



## Hose Selector Guide – by application

Series	Trademark	Hose Application / Construction		Tube	Cover	Size Range (in)	Pressure Range (psi)	Temp Range (°F)	Page No.
SM382	HARVEST PLUS™	Non-fatty, non-oily foods	Crush resistant	Chlorobutyl	EPDM	1 - 2-1/2	250	-40 / +225	102
SS200		Non-fatty, non-oily foods	Brewers hose, discharge only	Chlorobutyl	EPDM	1-1/2 - 4	350	-40 / +225	103
SW319		Dry foods	Hot air blower, high temp	EPDM	EPDM	1-1/4 - 3	150-250	-20 / +325 / +350	104
SW430		Fatty, oily foods		Nitrile	Nitrile	1-1/2 - 4	150	-20 / +225	100
SW630	TITANFLEX®	Non-fatty, non-oily foods		Chlorobutyl	EPDM	1-1/2 - 4	200	-40 / +225	101
SW640	TITANFLEX®	Fatty, oily foods		Nitrile	Nitrile	1-1/2 - 4	200-250	-20 / +225	99

## Hose Selector Guide – by industry standard

Series	Industry Standards			
	FDA	PMO	USDA	3-A
SM382	■	■	■	■
SS200	■	■	■	■
SW319	■	■	■	■
SW430	■	■	■	■
SW630	■	■	■	■
SW640	■	■	■	■

The above tables are guides only. It is the responsibility of the end user to select and/or test the most appropriate product for the application. For more specific Industry Standards information, refer to the “Industry Standards” section of each respective product page. Contact Parker for additional information.

**A complete listing of industry standards is available in the Introduction section.  
See the pages immediately following the Table of Contents for a complete index by series,  
and by product application and name.**



# TITANFLEX® Food Suction Hose Nitrile Tube Series SW640














Industry Standards	
<input checked="" type="checkbox"/>	FDA
<input checked="" type="checkbox"/>	PMO
<input checked="" type="checkbox"/>	USDA
<input checked="" type="checkbox"/>	3-A

Series SW640 is an extremely flexible, kink resistant suction and discharge hose designed to handle dry materials, fatty and oily foods, liquids, sanitary products and potable water in a variety of transfer applications. The hose is manufactured using polished stainless steel mandrels for an ultra-smooth, bacteria-free tube that will not impart taste or odor. The tube cleans easily with 10% alkali bath, hot water, or open-end low pressure steam to 15 psi (1.0 bar). The lightweight construction incorporates a dual wire helix that provides full suction capability, kink resistance and a path to conduct a static electrical charge to ground. The nitrile cover is resistant to abrasion and oil.

- Tube:** White nitrile
- Reinforcement:** Multiple textile plies with dual wire helix
- Cover:** Gray nitrile; wrapped finish
- Temp. Range:** -20°F to +225°F (-29°C to +107°C)
- Brand Method:** Yellow text on gray stripe
- Brand Example:** PARKER SERIES SW640 TITANFLEX® NITRILE FOOD SUCTION HOSE  
FDA/USDA/PMO/3-A RPSCQC CERTIFICATE #33 XXX PSI MAX WP
- Design Factor:** 4:1
- Industry Standards:** FDA compliant; PMO; USDA; 3-A RPSCQC = Replacement Parts and System Component Qualification Certificate (#33 designates the specific Parker Hannifin certificate).
- Applications:**
  - Fatty and oily foods, liquids, milk, potable water, sanitary products
  - In-plant and tank transfer
  - Delivery, transport
- Vacuum:** 29" Hg (737 mm Hg)

### Crimp Specifications

For currently qualified crimp specifications including coupling designation, refer to CrimpSource at [www.parker.com/crimpsource](http://www.parker.com/crimpsource). Refer to the COS-K4 crimper for crimp specs for hose 4" ID and smaller. Refer to the COS-K6 or COS-K10 crimpers for hose IDs larger than 4".

# Part Number	 ID (in)	 ID (mm)	 Reinf Layers	 OD (in)	 OD (mm)	 Approx Wt (lbs/ft)	 Approx Wt (kg/m)	 Min Bend Rad (in)	 Min Bend Rad (mm)	 Max WP (psi)	 Max WP (bar)	 Nom Std Pack Qty (ft)	 Pkg Type
SW640-1000	1	25.4	2	1.5	38.1	0.57	0.85	4	102	250	17	100	Coil
SW640-1500	1-1/2	38.1	2	2.1	52.3	0.95	1.42	5	127	250	17	100	Coil
SW640-2000	2	50.8	2	2.5	64.7	1.29	1.92	6	152	250	17	100	Coil
SW640-2500	2-1/2	63.5	2	3.1	78.9	1.58	2.35	7	178	200	14	100	Coil
SW640-3000	3	76.2	2	3.6	92.4	2.05	3.05	8	203	200	14	100	Coil
SW640-4000	4	101.6	4	4.7	119.7	3.14	4.68	11	279	200	14	100	Coil

**WARNING:** This product can expose you to chemicals including Titanium Dioxide, which is known to the State of California to cause cancer. For more information go to [www.p65warnings.ca.gov](http://www.p65warnings.ca.gov).

**WARNING!** Couplings attached with bands or clamps may reduce the working pressure of the hose assembly to less than the maximum rated working pressure of the hose. Refer to the NAHAD Industrial Hose Assembly Guidelines.



# Food Suction Hose Nitrile Tube

Series SW430

Industry Standards	
<input checked="" type="checkbox"/>	FDA
<input checked="" type="checkbox"/>	PMO
<input checked="" type="checkbox"/>	USDA
<input checked="" type="checkbox"/>	3-A

Series SW430 is a suction and discharge hose designed to handle fatty and oily foods, liquids, sanitary products and potable water in a variety of transfer applications. The hose is manufactured using polished stainless steel mandrels for an ultra-smooth, bacteria-free tube that will not impart taste or odor. The tube cleans easily with 10% alkali bath, hot water, or open-end low pressure steam to 15 psi (1.0 bar). The lightweight construction incorporates a dual wire helix that provides full suction capability, kink resistance and a path to conduct a static electrical charge to ground. The nitrile cover is resistant to abrasion and oil.

- Tube:** White nitrile
- Reinforcement:** Multiple textile plies with dual wire helix
- Cover:** Gray nitrile; wrapped finish
- Temp. Range:** -20°F to +225°F (-29°C to +107°C)
- Brand Method:** Gray text on blue stripe
- Brand Example:** PARKER SERIES SW430 NITRILE FOOD SUCTION HOSE  
FDA/USDA/PMO/3-A RPSCQC CERTIFICATE #33 150 MAX PSI WP
- Design Factor:** 4:1
- Industry Standards:** FDA compliant; PMO; USDA; 3-A RPSCQC = Replacement Parts and System Component Qualification Certificate (#33 designates the specific Parker Hannifin certificate).
- Applications:**
  - Fatty and oily foods, liquids, milk, potable water, sanitary products
  - In-plant and tank transfer
  - Delivery, transport
- Vacuum:** 29" Hg (737 mm Hg)

### Crimp Specifications

For currently qualified crimp specifications including coupling designation, refer to CrimpSource at [www.parker.com/crimpsource](http://www.parker.com/crimpsource). Refer to the COS-K4 crimper for crimp specs for hose 4" ID and smaller. Refer to the COS-K6 or COS-K10 crimpers for hose IDs larger than 4".

#													
Part Number	ID (in)	ID (mm)	Reinf Layers	OD (in)	OD (mm)	Approx Wt (lbs/ft)	Approx Wt (kg/m)	Min Bend Rad (in)	Min Bend Rad (mm)	Max WP (psi)	Max WP (bar)	Nom Std Pack Qty (ft)	Stock Status **
SW430-1500	1-1/2	38.1	2	2.1	54.3	1.01	1.50	6	152	150	10	100	Coil
SW430-2000	2	50.8	2	2.7	68.4	1.41	2.10	7	178	150	10	100	Coil
SW430-2500	2-1/2	63.5	2	3.2	81.3	1.89	2.82	8	203	150	10	100	Coil
SW430-3000	3	76.2	2	3.7	94.8	2.39	3.56	9	229	150	10	100	Coil
SW430-4000	4	101.6	2	4.8	121.0	3.59	5.35	12	305	150	10	100	Coil

**WARNING:** This product can expose you to chemicals including Titanium Dioxide, which is known to the State of California to cause cancer. For more information go to [www.p65warnings.ca.gov](http://www.p65warnings.ca.gov).

**WARNING!** Couplings attached with bands or clamps may reduce the working pressure of the hose assembly to less than the maximum rated working pressure of the hose. Refer to the NAHAD Industrial Hose Assembly Guidelines.



# TITANFLEX® Food Suction Hose Chlorobutyl Tube Series SW630














Industry Standards	
<input checked="" type="checkbox"/>	FDA
<input checked="" type="checkbox"/>	PMO
<input checked="" type="checkbox"/>	USDA
<input checked="" type="checkbox"/>	3-A

Series SW630 is a suction and discharge hose designed to handle non-fatty and non-oily foods, liquids, sanitary products and potable water in a variety of transfer applications. The hose is manufactured using polished stainless steel mandrels for an ultra-smooth tube that will not impart taste or odor, and is resistant to bacteria and microbes. The tube cleans easily with 10% alkali bath, hot water, or open-end low pressure steam to 15 psi (1.0 bar). The lightweight construction incorporates a dual wire helix that provides full suction capability, kink resistance and a path to conduct a static electrical charge to ground. The EPDM cover is resistant to abrasion, mild chemicals and ozone.

- Tube:** White chlorobutyl
- Reinforcement:** Multiple textile plies with dual wire helix
- Cover:** Gray EPDM; wrapped finish
- Temp. Range:** -40°F to +225°F (-40°C to +107°C)
- Brand Method:** Blue text on white stripe
- Brand Example:** PARKER SERIES SW630 TITANFLEX® CHLOROBUTYL FOOD SUCTION HOSE FDA/USDA/PMO/3-A RPSCQC CERTIFICATE #33 200 PSI MAX WP
- Design Factor:** 4:1
- Industry Standards:** FDA compliant; PMO; USDA; 3-A RPSCQC = Replacement Parts and System Component Qualification Certificate (#33 designates the specific Parker Hannifin certificate).
- Applications:**
  - Non-fatty and non-oily foods, liquids, milk, potable water, sanitary products
  - In-plant and tank transfer
  - Delivery, transport
- Vacuum:** 29" Hg (737 mm Hg)

### Crimp Specifications

For currently qualified crimp specifications including coupling designation, refer to CrimpSource at [www.parker.com/crimpsource](http://www.parker.com/crimpsource). Refer to the COS-K4 crimper for crimp specs for hose 4" ID and smaller. Refer to the COS-K6 or COS-K10 crimpers for hose IDs larger than 4".

# Part Number	 ID (in)	 ID (mm)	 Reinf Layers	 OD (in)	 OD (mm)	 Approx Wt (lbs/ft)	 Approx Wt (kg/m)	 Min Bend Rad (in)	 Min Bend Rad (mm)	 Max WP (psi)	 Max WP (bar)	 Nom Std Pack Qty (ft)	 Pkg Type
SW630-1000	1	25.4	2	1.6	41.0	0.70	1.04	3	76	200	14	100	Coil
SW630-1500	1-1/2	38.1	2	2.1	54.3	0.98	1.46	5	114	200	14	100	Coil
SW630-2000	2	50.8	2	2.6	67.1	1.37	2.04	6	152	200	14	100	Coil
SW630-2500	2-1/2	63.5	2	3.2	80.5	1.77	2.64	8	191	200	14	100	Coil
SW630-3000	3	76.2	2	3.7	93.5	2.23	3.32	9	229	200	14	100	Coil
SW630-4000	4	101.6	4	4.7	120.1	3.18	4.74	12	305	200	14	100	Coil

**WARNING:** This product can expose you to chemicals including Titanium Dioxide, which is known to the State of California to cause cancer. For more information go to [www.p65warnings.ca.gov](http://www.p65warnings.ca.gov).

**WARNING!** Couplings attached with bands or clamps may reduce the working pressure of the hose assembly to less than the maximum rated working pressure of the hose. Refer to the NAHAD Industrial Hose Assembly Guidelines.



# HARVEST PLUS™

## Food Suction Hose

### Chlorobutyl Tube – Crush Resistant

Series SM382



Series SM382 is a suction and discharge hose designed to handle non-fatty and non-oily foods, liquids, sanitary products and potable water in a variety of transfer applications. The hose is manufactured using polished stainless steel mandrels for an ultra-smooth tube that will not impart taste or odor, and is resistant to bacteria and microbes. The lightweight construction incorporates a unique dual monofilament helix that provides full suction capability with superior crush and kink resistance—allowing the hose to return to its original shape—and flexibility for ease of handling. The dual static wires provide a path to conduct an electrical charge to ground. The EPDM cover is resistant to abrasion, mild chemicals and ozone.

- Tube:** White chlorobutyl
- Reinforcement:** Multiple textile plies with dual monofilament helix and dual static wire
- Cover:** Gray EPDM; wrapped finish
- Temp. Range:** -40°F to +225°F (-40°C to +107°C)
- Brand Method:** Purple text on yellow stripe
- Brand Example:** PARKER SERIES SM382 HARVEST PLUS™ CRUSH RESISTANT CHLOROBUTYL FOOD/BEVERAGE/WINE SUCTION HOSE FDA/USDA/PMO/3-A RPSCQC CERTIFICATE #33 XXX PSI MAX WP
- Design Factor:** 4:1
- Industry Standards:** FDA compliant; PMO; USDA; 3-A RPSCQC = Replacement Parts and System Component Qualification Certificate (#33 designates the specific Parker Hannifin certificate).
- Applications:**
  - Non-fatty and non-oily foods, liquids, milk, potable water, sanitary products
  - In-plant and tank transfer
  - Delivery, transport
- Vacuum:** 1-1/2" ID through 3" ID @ 29" Hg (737 mm Hg); 4" ID @ 15" Hg (381 mm Hg)

### Crimp Specifications

For currently qualified crimp specifications including coupling designation, refer to CrimpSource at [www.parker.com/crimpsource](http://www.parker.com/crimpsource). Refer to the COS-K4 crimper for crimp specs for hose 4" ID and smaller. Refer to the COS-K6 or COS-K10 crimpers for hose IDs larger than 4".

# Part Number	ID (in)	ID (mm)	Reinf Layers	OD (in)	OD (mm)	Approx Wt (lbs/ft)	Approx Wt (kg/m)	Min Bend Rad (in)	Min Bend Rad (mm)	Max WP (psi)	Max WP (bar)	Nom Std Pack Qty (ft)	Pkg Type
SM382-1000	1	25.4	2	1.8	45.4	0.85	1.26	4	89	250	17	100	Coil
SM382-1500	1-1/2	38.1	4	2.3	57.9	1.16	1.73	5	127	250	17	100	Coil
SM382-2000	2	50.8	4	2.8	70.3	1.53	2.28	7	178	250	17	100	Coil
SM382-2500	2-1/2	63.5	4	3.3	82.7	1.93	2.88	13	330	250	17	100	Coil

**WARNING:** This product can expose you to chemicals including Titanium Dioxide, which is known to the State of California to cause cancer. For more information go to [www.p65warnings.ca.gov](http://www.p65warnings.ca.gov).

**WARNING!** Couplings attached with bands or clamps may reduce the working pressure of the hose assembly to less than the maximum rated working pressure of the hose. Refer to the NAHAD Industrial Hose Assembly Guidelines.





# Brewers Discharge Hose Chlorobutyl Tube

Series SS200

Industry Standards	
<input checked="" type="checkbox"/>	FDA
<input checked="" type="checkbox"/>	PMO
<input checked="" type="checkbox"/>	USDA
<input checked="" type="checkbox"/>	3-A










Series SS200 is a discharge hose designed to handle beer, non-fatty and non-oily foods, liquids and potable water in brewery and winery transfer applications. The hose is manufactured using polished stainless steel mandrels for an ultra-smooth tube that will not impart taste or odor, and is resistant to bacteria and microbes. The EPDM cover is resistant to abrasion, mild chemicals and ozone.

- NOTES:**
- Do not use in applications where a static charge may develop unless externally grounded.
  - Capped ends available upon request.

<b>Tube:</b>	White chlorobutyl
<b>Reinforcement:</b>	Multiple textile plies
<b>Cover:</b>	Red EPDM; wrapped finish
<b>Temp. Range:</b>	-40°F to +225°F (-40°C to +107°C)
<b>Brand Method:</b>	Red text on purple stripe
<b>Brand Example:</b>	PARKER SERIES SS200 CHLOROBUTYL BREWERS HOSE FDA/USDA/PMO/3-A RPSCQC CERTIFICATE #33 350 PSI MAX WP
<b>Design Factor:</b>	4:1
<b>Industry Standards:</b>	FDA compliant; PMO; USDA; 3-A RPSCQC = Replacement Parts and System Component Qualification Certificate (#33 designates the specific Parker Hannifin certificate).
<b>Applications:</b>	<ul style="list-style-type: none"> <li>• Beer, liquids, milk, non-fatty and non-oily foods, potable water, sanitary products, wine</li> <li>• In-plant and tank transfer</li> <li>• Delivery, transport</li> </ul>
<b>Vacuum:</b>	Not recommended

## Crimp Specifications

For currently qualified crimp specifications including coupling designation, refer to CrimpSource at [www.parker.com/crimpsource](http://www.parker.com/crimpsource). Refer to the COS-K4 crimper for crimp specs for hose 4" ID and smaller. Refer to the COS-K6 or COS-K10 crimpers for hose IDs larger than 4".

# Part Number	 ID (in)	 ID (mm)	 Reinf Layers	 OD (in)	 OD (mm)	 Approx Wt (lbs/ft)	 Approx Wt (kg/m)	 Max WP (psi)	 Max WP (bar)	Nom Std Pack Qty (ft)	Pkg Type
SS200-1500	1-1/2	38.1	4	2.3	59.2	1.17	1.74	350	24	100	Coil
SS200-2000	2	50.8	6	2.9	74.6	1.63	2.43	350	24	100	Coil
SS200-2500	2-1/2	63.5	6	3.4	86.1	1.81	2.69	350	24	100	Coil
SS200-3000	3	76.2	6	4.0	102.4	2.57	3.82	350	24	100	Coil
SS200-4000	4	101.6	6	5.0	127.8	3.29	4.90	350	24	100	Coil

**WARNING:** This product can expose you to chemicals including Titanium Dioxide, which is known to the State of California to cause cancer. For more information go to [www.p65warnings.ca.gov](http://www.p65warnings.ca.gov).

**WARNING!** Couplings attached with bands or clamps may reduce the working pressure of the hose assembly to less than the maximum rated working pressure of the hose. Refer to the NAHAD Industrial Hose Assembly Guidelines.



# Food Suction / Hot Air Blower Hose EPDM Tube

Series SW319

Industry Standards	
<input checked="" type="checkbox"/>	FDA
<input checked="" type="checkbox"/>	PMO
<input checked="" type="checkbox"/>	USDA
<input checked="" type="checkbox"/>	3-A

Series SW319 is a high temperature hot air blower hose designed to load/unload dry materials in plants or from transport vehicles. SW319 is also a suction and discharge hose designed to handle dry abrasive materials such as grains, granules, pellets and powders, non-fatty and non-oily foods, liquids, sanitary products and potable water in a variety of food transfer applications. The hose is manufactured using polished stainless steel mandrels for an ultra-smooth, bacteria-free tube that will not impart taste or odor, and is resistant to abrasion. The lightweight construction incorporates a dual wire helix that provides full suction capability, kink resistance and a path to conduct a static electrical charge to ground. The EPDM cover is resistant to abrasion, mild chemicals and ozone.

<b>Tube:</b>	White EPDM
<b>Reinforcement:</b>	Multiple textile plies with dual wire helix
<b>Cover:</b>	Gray EPDM; wrapped finish
<b>Temp. Range:</b>	-20°F to +325°F [+350°F intermittent] (-29°C to +163°C [+177°C intermittent])
<b>Brand Method:</b>	Yellow text on blue stripe
<b>Brand Example:</b>	PARKER SERIES SW319 EPDM FOOD SUCTION/HOT AIR BLOWER HOSE FDA/USDA/PMO/3-A RPSCQC CERTIFICATE #33 XXX PSI MAX WP
<b>Design Factor:</b>	4:1
<b>Industry Standards:</b>	FDA compliant; PMO; USDA; 3-A RPSCQC = Replacement Parts and System Component Qualification Certificate (#33 designates the specific Parker Hannifin certificate).
<b>Applications:</b>	<ul style="list-style-type: none"> <li>• Dry abrasive materials, flour, grains, granules, pellets, powders, sugar</li> <li>• Non-oily foods, liquids, milk, potable water, sanitary products</li> <li>• Hot air blower systems</li> <li>• In-plant and tank transfer, delivery, transport</li> </ul>
<b>Vacuum:</b>	29" Hg (737 mm Hg)

### Crimp Specifications

For currently qualified crimp specifications including coupling designation, refer to CrimpSource at [www.parker.com/crimpsource](http://www.parker.com/crimpsource). Refer to the COS-K4 crimper for crimp specs for hose 4" ID and smaller. Refer to the COS-K6 or COS-K10 crimpers for hose IDs larger than 4".

# Part Number	ID (in)	ID (mm)	Reinf Layers	OD (in)	OD (mm)	Approx Wt (lbs/ft)	Approx Wt (kg/m)	Min Bend Rad (in)	Min Bend Rad (mm)	Max WP (psi)	Max WP (bar)	Nom Std Pack Qty (ft)	Pkg Type
SW319-1250	1-1/4	31.8	2	1.8	45.5	0.75	1.12	5	127	250	17	100	Coil
SW319-1500	1-1/2	38.1	2	2.1	54.3	0.86	1.28	6	152	250	17	100	Coil
SW319-2000	2	50.8	2	2.6	67.1	1.27	1.87	7	178	200	14	100	Coil
SW319-2500	2-1/2	63.5	2	3.2	81.3	1.75	2.61	10	254	200	14	100	Coil
SW319-3000	3	76.2	2	3.7	93.6	2.25	3.35	12	305	150	10	100	Coil

**WARNING:** This product can expose you to chemicals including Titanium Dioxide, which is known to the State of California to cause cancer. For more information go to [www.p65warnings.ca.gov](http://www.p65warnings.ca.gov).

**WARNING!** Couplings attached with bands or clamps may reduce the working pressure of the hose assembly to less than the maximum rated working pressure of the hose. Refer to the NAHAD Industrial Hose Assembly Guidelines.

# Gasoline Dispenser Hose



## Hose Selector Guide – by application

Series	Trademark	Hose Application / Construction		Tube	Cover	Size Range (in)	Pressure Range (psi)	Temp Range (°F)	Page No.
7114	SOFT-FLEX™ 2000	Gasoline dispenser	Softwall	Nitrile	CPE	5/8 - 1	150	-40 / +180	110
7124	SUPER-FLEX® 2000	Gasoline dispenser	Semi-hardwall	Nitrile	CPE	5/8 - 1	150	-40 / +180	109
7174		Farm pump	Non-UL, no static wire	Nitrile	Chloroprene	3/4 - 1	50	-40 / +180	113
7175		Farm pump	Non-UL, static wire	Nitrile	Chloroprene	3/4 - 1	50	-40 / +180	111
7280	FLEX-EVER™ 2000	Gasoline dispenser	Barrier	Nitrile	CPE	5/8 - 1	150	-40 / +180	107
7282	FLEX-EVER™	Gasoline dispenser	Hardwall	Nitrile	CPE	5/8 - 1	150	-40 / +180	108

**NOTE:** This is a guide only. It is the responsibility of the end user to select and/or test the most appropriate product for the application. Refer to product pages for specific data. Contact Parker for additional information.

## Hose Selector Guide – by industry standard

Series	Industry Standards		
	CARB	ULC	UL330
7114		■	■
7124		■	■
7280		■	■
7282	■	■	■

The above tables are guides only. It is the responsibility of the end user to select and/or test the most appropriate product for the application. For more specific Industry Standards information, refer to the “Industry Standards” section of each respective product page. Contact Parker for additional information.

**A complete listing of industry standards is available in the Introduction section.  
See the pages immediately following the Table of Contents for a complete index by series,  
and by product application and name.**

**Refer to the Refined Fuel/Hose Compatibility Table in the Media Compatibility section.**




# FLEX-EVER™ 2000 Hardwall Gasoline Dispenser Hose


Series 7280



Series 7280 is designed to dispense or transfer refined fuels such as diesel, ethanol (see first note), gasoline and oil. The hose meets all Underwriters Laboratories/Canada (UL330/ULC) requirements. The hardwall construction incorporates a dual wire helix that reduces meter creep and provides full suction capability, kink resistance, and a path to conduct a static electrical charge to ground. The cover is resistant to abrasion, cuts, oil and ozone, and will not mar the finish of a vehicle. Series 7280 is suitable for use with reeling devices or applications where retractable cables are employed.














**NOTES:**• The  symbol in the brand/layline signifies the hose as a “UL Recognized Component” for UL gasoline dispenser hose assemblies.

- Not UL listed for E85 service.
- Refer to the Refined Fuel/Hose Compatibility Table in the Media Compatibility section.
- Refer to the Safety and Technical Information section of this catalog for safety, handling and use information.

<b>Tube:</b>	Black nitrile
<b>Reinforcement:</b>	Multiple textile braids with dual wire helix
<b>Cover:</b>	Black CPE; wrapped finish
<b>Temp. Range:</b>	-40°F to +180°F (-40°C to +82°C)
<b>Brand Method:</b>	White ink
<b>Brand Example:</b>	PARKER SERIES 7280 FLEX-EVER™ 2000 GASOLINE HOSE  655N MH530 PN16 TRbF131T.2
<b>Design Factor:</b>	4:1
<b>Industry Standards:</b>	UL330/ULC; NFPA 30A and UL30N4 (factory assemblies)
<b>Applications:</b>	<ul style="list-style-type: none"> <li>• Diesel, ethanol, gasoline, oil</li> <li>• Gasoline dispensers and pumps</li> </ul>
<b>Vacuum:</b>	29" Hg (737 mm Hg)
<b>Compare to:</b>	ContiTech BC Gasoline; Gates Curb Pump 124HW

## Crimp Specifications

For currently qualified crimp specifications including coupling designation, refer to CrimpSource at [www.parker.com/crimpsource](http://www.parker.com/crimpsource). Refer to the COS-K4 crimper for crimp specs for hose 4" ID and smaller. Refer to the COS-K6 or COS-K10 crimpers for hose IDs larger than 4".

# Part Number	 ID (in)	 ID (mm)	 Reinf Layers	 OD (in)	 OD (mm)	 Approx Wt (lbs/ft)	 Approx Wt (kg/m)	 Min Bend Rad (in)	 Min Bend Rad (mm)	 Max WP (psi)	 Max WP (bar)	 Nom Std Pack Qty (ft)	 Pkg Type
7280-632A	5/8	15.9	2	1.0	26.2	0.39	0.58	3	76	150	10	500	Reel
7280-752A	3/4	19.1	2	1.2	29.8	0.47	0.70	4	102	150	10	500	Reel
7280-1002A	1	25.4	2	1.5	36.9	0.64	0.95	5	127	150	10	500	Reel

**Factory Assemblies:** Available from stock in popular configurations that meet National Fire Protection Association (NFPA) 30A and UL 30N4 requirements. Contact Parker Customer Service.

**Couplings:** Bulk gasoline dispenser hose couplings are not sold separately by Parker.

**WARNING:** This product can expose you to chemicals including Carbon Black, which is known to the State of California to cause cancer. For more information go to [www.p65warnings.ca.gov](http://www.p65warnings.ca.gov).

### ⚠️ WARNINGS!

- ▶ Couplings attached with bands or clamps may reduce the working pressure of the hose assembly to less than the maximum rated working pressure of the hose. Refer to the NAHAD Industrial Hose Assembly Guidelines.
- ▶ Do not use Parker gasoline dispenser hose for aircraft fueling applications. Use only API/NFPA qualified hose for aircraft fueling applications.





## FLEX-EVER™ Barrier Gasoline Dispenser Hose

Series 7282











Series 7282 is an eco-friendly premium gasoline dispenser hose. The low permeation construction features a high quality nitrile tube backed by a thin, high strength thermoplastic barrier that meets UL/CARB permeation requirements of <math><10\text{g}/\text{m}^2/\text{day}</math>. The hose is designed to dispense or transfer refined fuels such as diesel, ethanol (see note below), gasoline and oil. The hose meets all Underwriters Laboratories/Canada (UL330/ULC) requirements. The hardwall construction incorporates a dual wire helix that reduces meter creep and provides full suction capability, kink resistance and a path to conduct a static electrical charge to ground. The cover is resistant to abrasion, cuts, oil and ozone, and will not mar the finish of a vehicle.

- NOTES:**
- The  symbol in the brand/layline signifies the hose as a “UL Recognized Component” for UL gasoline dispenser hose assemblies.
  - Not UL listed for E85 service.
  - Refer to the Refined Fuel/Hose Compatibility Table in the Media Compatibility section.
  - Refer to the Safety and Technical Information section of this catalog for safety, handling and use information.

<b>Tube:</b>	Black nitrile with THV barrier
<b>Reinforcement:</b>	Multiple textile braids with dual wire helix
<b>Cover:</b>	Black CPE; wrapped finish
<b>Temp. Range:</b>	-40°F to +180°F (-40°C to +82°C)
<b>Brand Method:</b>	White text on orange stripe
<b>Brand Example:</b>	PARKER SERIES 7282 FLEX-EVER™ ECO LOW PERM HARDWALL GASOLINE DISPENSING HOSE  MH530
<b>Design Factor:</b>	4:1
<b>Industry Standards:</b>	CARB CP-206; UL330/ULC; NFPA 30A (factory assemblies)
<b>Applications:</b>	<ul style="list-style-type: none"> <li>• Diesel, ethanol (to E10), gasoline, oil</li> <li>• Gasoline dispensers and pumps</li> </ul>
<b>Vacuum:</b>	29" Hg (737 mm Hg)
<b>Compare to:</b>	ContiTech Flexsteel Futura Low Perm

### Crimp Specifications

For currently qualified crimp specifications including coupling designation, refer to CrimpSource at [www.parker.com/crimpsource](http://www.parker.com/crimpsource). Refer to the COS-K4 crimper for crimp specs for hose 4" ID and smaller. Refer to the COS-K6 or COS-K10 crimpers for hose IDs larger than 4".

#													
Part Number	ID (in)	ID (mm)	Reinf Layers	OD (in)	OD (mm)	Approx Wt (lbs/ft)	Approx Wt (kg/m)	Min Bend Rad (in)	Min Bend Rad (mm)	Max WP (psi)	Max WP (bar)	Nom Std Pack Qty (ft)	Pkg Type
7282-632	5/8	15.9	2	1.0	26.2	0.37	0.55	3	76	150	10	500	Reel
7282-752	3/4	19.1	2	1.27	29.8	0.44	0.66	4	102	150	10	500	Reel
7282-1002	1	25.4	2	1.5	36.9	0.59	0.88	5	127	150	10	500	Reel

**Factory Assemblies:** Available from stock in popular configurations that meet National Fire Protection Association (NFPA) 30A and UL 30N4 requirements. Contact Parker Customer Service.

**Couplings:** Bulk gasoline dispenser hose couplings are not sold separately by Parker.

**WARNING:** This product can expose you to chemicals including Carbon Black, which is known to the State of California to cause cancer. For more information go to [www.p65warnings.ca.gov](http://www.p65warnings.ca.gov).

### ⚠️ WARNINGS!

- ▶ Couplings attached with bands or clamps may reduce the working pressure of the hose assembly to less than the maximum rated working pressure of the hose. Refer to the NAHAD Industrial Hose Assembly Guidelines.
- ▶ Do not use Parker gasoline dispenser hose for aircraft fueling applications. Use only API/NFPA qualified hose for aircraft fueling applications.




## SUPER-FLEX® 2000


### Semi-Hardwall Gasoline Dispenser Hose

Series 7124
















Series 7124 is designed to dispense or transfer refined fuels such as diesel, ethanol (see first note), gasoline. The hose meets all Underwriters Laboratories/Canada (UL330/ULC) requirements. The semi-hardwall construction incorporates steel wire braided reinforcement that reduces meter creep and provides superior strength, crush-resistant durability, kink resistance and a path to conduct a static electrical charge to ground. The cover is resistant to abrasion, cuts, oil and ozone, and will not mar the finish of a vehicle. Series 7124 is suitable for use with reeling devices or applications where retractable cables are employed.

- NOTES:**
- The  symbol in the brand/layline signifies the hose as a “UL Recognized Component” for UL gasoline dispenser hose assemblies.
  - Not UL listed for E85 service.
  - Refer to the Refined Fuel/Hose Compatibility Table in the Media Compatibility section.
  - Refer to the Safety and Technical Information section of this catalog for safety, handling and use information.

<b>Tube:</b>	Black nitrile
<b>Reinforcement:</b>	One wire braid
<b>Cover:</b>	Black CPE; wrapped finish
<b>Temp. Range:</b>	-40°F to +180°F (-40°C to +82°C)
<b>Brand Method:</b>	White ink
<b>Brand Example:</b>	PARKER SERIES 7124 SUPER-FLEX® 2000 GASOLINE HOSE  655N MH530
<b>Design Factor:</b>	4:1
<b>Industry Standards:</b>	UL330/ULC; NFPA 30A and UL30N4 (factory assemblies)
<b>Applications:</b>	<ul style="list-style-type: none"> <li>• Diesel, ethanol, gasoline, oil</li> <li>• Gasoline dispensers and pumps</li> </ul>
<b>Vacuum:</b>	Not recommended
<b>Compare to:</b>	ContiTech Flexsteel Hardwall; Thermoid Pumpflex II Hardwall

#### Crimp Specifications

For currently qualified crimp specifications including coupling designation, refer to CrimpSource at [www.parker.com/crimpsource](http://www.parker.com/crimpsource). Refer to the COS-K4 crimper for crimp specs for hose 4" ID and smaller. Refer to the COS-K6 or COS-K10 crimpers for hose IDs larger than 4".

#													
Part Number	ID (in)	ID (mm)	Reinf Layers	OD (in)	OD (mm)	Approx Wt (lbs/ft)	Approx Wt (kg/m)	Min Bend Rad (in)	Min Bend Rad (mm)	Max WP (psi)	Max WP (bar)	Nom Std Pack Qty (ft)	Pkg Type
7124-631A	5/8	15.9	1	1.0	24.6	0.35	0.52	3	76	150	10	500	Reel
7124-751A	3/4	19.1	1	1.1	28.2	0.42	0.63	4	102	150	10	500	Reel
7124-1001A	1	25.4	1	1.3	34.0	0.50	0.75	5	127	150	10	500	Reel

**Factory Assemblies:** Available from stock in popular configurations that meet National Fire Protection Association (NFPA) 30A and UL 30N4 requirements. Contact Parker Customer Service.

**Couplings:** Bulk gasoline dispenser hose couplings are not sold separately by Parker.

**WARNING:** This product can expose you to chemicals including Carbon Black, which is known to the State of California to cause cancer. For more information go to [www.p65warnings.ca.gov](http://www.p65warnings.ca.gov).

#### ⚠️ WARNINGS!

- ▶ Couplings attached with bands or clamps may reduce the working pressure of the hose assembly to less than the maximum rated working pressure of the hose. Refer to the NAHAD Industrial Hose Assembly Guidelines.
- ▶ Do not use Parker gasoline dispenser hose for aircraft fueling applications. Use only API/NFPA qualified hose for aircraft fueling applications.




## SOFT-FLEX™ 2000 Softwall Gasoline Dispenser Hose


Series 7114



Series 7114 is designed to dispense or transfer refined fuels such as diesel, ethanol (see first note), gasoline and oil. The hose meets all Underwriters Laboratories/Canada (UL330/ULC) requirements. The softwall construction incorporates multiple textile plies of reinforcement for flexibility and kink resistance, and a static wire as a path to conduct a static electrical charge to ground. The cover is resistant to abrasion, cuts, oil and ozone, and will not mar the finish of a vehicle.














NOTES: • The  symbol in the brand/layline signifies the hose as a “UL Recognized Component” for UL gasoline dispenser hose assemblies.

- Not UL listed for E85 service.
- Refer to the Refined Fuel/Hose Compatibility Table in the Media Compatibility section.
- Refer to the Safety and Technical Information section of this catalog for safety, handling and use information.

<b>Tube:</b>	Black nitrile
<b>Reinforcement:</b>	Multiple textile plies with static wire
<b>Cover:</b>	Black CPE; smooth finish
<b>Temp. Range:</b>	-40°F to +180°F (-40°C to +82°C)
<b>Brand Method:</b>	White ink
<b>Brand Example:</b>	PARKER SERIES 7114 SOFT-FLEX™ 2000 GASOLINE HOSE 4SP  655N MH530
<b>Design Factor:</b>	4:1
<b>Industry Standards:</b>	UL330/ULC; NFPA 30A and UL30N4 (factory assemblies)
<b>Applications:</b>	<ul style="list-style-type: none"> <li>• Diesel, ethanol, gasoline, oil</li> <li>• Gasoline dispensers and pumps</li> </ul>
<b>Vacuum:</b>	Not recommended
<b>Compare to:</b>	ContiTech Pacer; Thermoid Pumpflex I Softwall

### Crimp Specifications

For currently qualified crimp specifications including coupling designation, refer to CrimpSource at [www.parker.com/crimpsource](http://www.parker.com/crimpsource). Refer to the COS-K4 crimper for crimp specs for hose 4" ID and smaller. Refer to the COS-K6 or COS-K10 crimpers for hose IDs larger than 4".

# Part Number	 ID (in)	 ID (mm)	 Reinf Layers	 OD (in)	 OD (mm)	 Approx Wt (lbs/ft)	 Approx Wt (kg/m)	 Min Bend Rad (in)	 Min Bend Rad (mm)	 Max WP (psi)	 Max WP (bar)	 Nom Std Pack Qty (ft)	 Pkg Type
7114-63154A	5/8	15.9	4	1.0	24.4	0.27	0.40	5	127	150	10	475	Reel
7114-75154A	3/4	19.1	4	1.1	27.9	0.34	0.51	6	152	150	10	350	Reel
7114-100154A	1	25.4	4	1.4	35.3	0.47	0.70	8	203	150	10	250	Reel

**Factory Assemblies:** Available from stock in popular configurations that meet National Fire Protection Association (NFPA) 30A and UL 30N4 requirements. Contact Parker Customer Service.

**Couplings:** Bulk gasoline dispenser hose couplings are not sold separately by Parker.

**WARNING:** This product can expose you to chemicals including Carbon Black, which is known to the State of California to cause cancer, and DBP, which is known to the State of California to cause birth defects or other reproductive harm. For more information go to [www.p65warnings.ca.gov](http://www.p65warnings.ca.gov).

### ⚠️ WARNINGS!

- ▶ Couplings attached with bands or clamps may reduce the working pressure of the hose assembly to less than the maximum rated working pressure of the hose. Refer to the NAHAD Industrial Hose Assembly Guidelines.
- ▶ Do not use Parker gasoline dispenser hose for aircraft fueling applications. Use only API/NFPA qualified hose for aircraft fueling applications.





# Farm Pump / Gravity Tank Fuel Hose

## Static Wire

### Not UL Listed

#### Series 7175

Series 7175 is designed for low pressure dispensing or transfer of refined fuels such as biodiesel (to B20 in dedicated service), diesel, ethanol, gasoline and oil from drums, gravity feed farm pumps, hand pumps, powered pumps, skid tanks and storage tanks where Underwriters Laboratories (UL) listing is not required. The softwall construction incorporates multiple textile plies of reinforcement for flexibility and a static wire as a path to conduct a static electrical charge to ground. The cover is resistant to abrasion, oil and ozone.

- NOTES:**
- Refer to the Refined Fuel/Hose Compatibility Table in the Media Compatibility section.
  - Refer to the Safety and Technical Information section of this catalog for safety, handling and use information.

- Tube:** Black nitrile  
**Reinforcement:** Multiple textile plies with static wire  
**Cover:** Black chloroprene; smooth finish  
**Temp. Range:** -40°F to +180°F (-40°C to +82°C)  
**Brand Method:** White ink  
**Brand Example:** PARKER SERIES 7175 FARM PUMP HOSE W/STATIC WIRE (ID) XX PSI MAX WP  
**Design Factor:** 4:1  
**Industry Standards:** None applicable  
**Applications:**
  - Biodiesel (to B20 in dedicated service), diesel, ethanol, gasoline, oil
  - Gravity tanks, hand pumps, powered pumps
  - Agriculture**Vacuum:** Not recommended  
**Compare to:** Thermoid Premier Farm Tank

### Crimp Specifications

For currently qualified crimp specifications including coupling designation, refer to CrimpSource at [www.parker.com/crimpsource](http://www.parker.com/crimpsource). Refer to the COS-K4 crimper for crimp specs for hose 4" ID and smaller. Refer to the COS-K6 or COS-K10 crimpers for hose IDs larger than 4".

# Part Number	ID (in)	ID (mm)	Reinf Layers	OD (in)	OD (mm)	Approx Wt (lbs/ft)	Approx Wt (kg/m)	Min Bend Rad (in)	Min Bend Rad (mm)	Max WP (psi)	Max WP (bar)	Nom Std Pack Qty (ft)	Pkg Type
7175-75052	3/4	19.1	2	1.1	28.2	0.35	0.52	5	127	50	3	400	Reel
7175-100052	1	25.4	2	1.4	35.3	0.48	0.72	8	203	50	3	300	Reel

**Factory Assemblies:** Available in popular configurations. See next page.

**Couplings:** Bulk farm pump hose couplings are not sold separately by Parker.

(Continued on the following page)

**WARNING:** This product can expose you to chemicals including DEHP, which is known to the State of California to cause cancer and birth defects or other reproductive harm. For more information go to [www.p65warnings.ca.gov](http://www.p65warnings.ca.gov).









### WARNINGS!

- ▶ Couplings attached with bands or clamps may reduce the working pressure of the hose assembly to less than the maximum rated working pressure of the hose. Refer to the NAHAD Industrial Hose Assembly Guidelines.
- ▶ Do not use Parker farm pump hose for aircraft fueling or service station applications. Use only API/NFPA qualified hose for aircraft fueling applications. Use only UL330 listed hose for service station applications.









## Series 7175 – Farm Pump / Gravity Tank Fuel Hose, Static Wire (Continued)

### Farm Pump Hose Factory Assemblies

Crimped on Brass Rigid Male NPT Couplings Each End

# Part Number	 ID (in)	 ID (mm)	 Length (ft)	 Length (mtrs)	 Approx Wt (lbs/ea)	 Approx Wt (kg/ea)	 Std Pack Qty (ea)	 Pkg Type
<b>3/4" NPT Each End</b>								
71753PR-120	3/4	19.1	10	3.05	3.57	1.62	10	Carton
71753PR-144	3/4	19.1	12	3.66	4.17	1.89	10	Carton
71753PR-168	3/4	19.1	14	4.27	4.76	2.16	10	Carton

**WARNING:** This product can expose you to chemicals including DEHP, which is known to the State of California to cause cancer and birth defects or other reproductive harm. For more information go to [www.p65warnings.ca.gov](http://www.p65warnings.ca.gov).

# Part Number	 ID (in)	 ID (mm)	 Length (ft)	 Length (mtrs)	 Approx Wt (lbs/ea)	 Approx Wt (kg/ea)	 Std Pack Qty (ea)	 Pkg Type
<b>1" NPT Each End</b>								
71751PR-120	1	25.4	10	3.05	5.46	2.48	5	Carton
71751PR-144	1	25.4	12	3.66	6.39	2.90	5	Carton
71751PR-168	1	25.4	14	4.27	7.32	3.32	5	Carton

**WARNING:** This product can expose you to chemicals including DEHP, which is known to the State of California to cause cancer and birth defects or other reproductive harm. For more information go to [www.p65warnings.ca.gov](http://www.p65warnings.ca.gov).



# Farm Pump / Gravity Tank Fuel Hose

## No Static Wire

### Not UL Listed

#### Series 7174

Series 7174 is designed for low pressure gravity flow dispensing or transfer of refined fuels such as biodiesel (to B20 in dedicated service), diesel, ethanol, gasoline and oil from drums, gravity feed farm pumps, hand pumps, skid tanks and storage tanks where Underwriters Laboratories (UL) listing is not required. The softwall construction incorporates multiple textile plies of reinforcement for flexibility. The cover is resistant to abrasion, oil and ozone.

- NOTES:**
- Do not use with powered pumps.
  - Refer to the Refined Fuel/Hose Compatibility Table in the Media Compatibility section.
  - Refer to the Safety and Technical Information section of this catalog for safety, handling and use information.

- Tube:** Black nitrile  
**Reinforcement:** Multiple textile plies  
**Cover:** Black chloroprene; smooth finish  
**Temp. Range:** -40°F to +180°F (-40°C to +82°C)  
**Brand Method:** White ink  
**Brand Example:** PARKER SERIES 7174 FARM PUMP / GRAVITY TANK FUEL HOSE (ID) XX PSI MAX WP  
**Design Factor:** 4:1  
**Industry Standards:** None applicable  
**Applications:**
  - Biodiesel (to B20 in dedicated service), diesel, ethanol, gasoline, oil
  - Gravity tanks, hand pump dispensers
  - Agriculture**Vacuum:** Not recommended  
**Compare to:** ContiTech Aggie Gas; Thermoid Premier Farm Tank

# Part Number	ID (in)	ID (mm)	Reinf Layers	OD (in)	OD (mm)	Approx Wt (lbs/ft)	Approx Wt (kg/m)	Min Bend Rad (in)	Min Bend Rad (mm)	Max Rec WP (psi)	Max Rec WP (bar)	Nom Std Pack Qty (ft)	Pkg Type
7174-75052	3/4	19.1	2	1.1	27.0	0.29	0.43	5	127	50	3	400	Reel
7174-100052	1	25.4	2	1.4	35	0.45	0.67	8	203	50	3	300	Reel

**Factory Assemblies:** Available in popular configurations. See next page.  
**Couplings:** Bulk farm pump hose couplings are not sold separately by Parker.

(Continued on the following page)

**WARNING:** This product can expose you to chemicals including DEHP, which is known to the State of California to cause cancer and birth defects or other reproductive harm. For more information go to [www.p65warnings.ca.gov](http://www.p65warnings.ca.gov).






**⚠ WARNINGS!**

- ▶ Couplings attached with bands or clamps may reduce the working pressure of the hose assembly to less than the maximum rated working pressure of the hose. Refer to the NAHAD Industrial Hose Assembly Guidelines.
- ▶ Do not use Parker farm pump hose for aircraft fueling or service station applications. Use only API/NFPA qualified hose for aircraft fueling applications. Use only UL330 listed hose for service station applications.






## Series 7174 – Farm Pump / Gravity Tank Fuel Hose, No Static Wire (Continued)

### Farm Pump Hose Factory Assemblies

Crimped on Brass Rigid Male NPT Couplings Each End

#								
Part Number	ID (in)	ID (mm)	Length (ft)	Length (mtrs)	Approx Wt (lbs/ea)	Approx Wt (kg/ea)	Std Pack Qty (ea)	Pkg Type
<b>3/4" NPT Each End</b>								
71743PR-96	3/4	19.1	8	2.44	2.98	1.35	10	Carton
71743PR-120			10	3.05	3.57	1.62		Carton
71743PR-144			12	3.66	4.17	1.89		Carton
71743PR-168			14	4.27	4.76	2.16		Carton

**⚠ WARNING:** This product can expose you to chemicals including DEHP, which is known to the State of California to cause cancer and birth defects or other reproductive harm. For more information go to [www.p65warnings.ca.gov](http://www.p65warnings.ca.gov).

#								
Part Number	ID (in)	ID (mm)	Length (ft)	Length (mtrs)	Approx Wt (lbs/ea)	Approx Wt (kg/ea)	Std Pack Qty (ea)	Pkg Type
<b>1" NPT Each End</b>								
71741PR-96	1	25.4	8	2.44	4.37	1.98	5	Carton
71741PR-120			10	3.05	5.46	2.48		Carton
71741PR-144			12	3.66	6.39	2.90		Carton
71741PR-168			14	4.27	7.32	3.32		Carton

**⚠ WARNING:** This product can expose you to chemicals including DEHP, which is known to the State of California to cause cancer and birth defects or other reproductive harm. For more information go to [www.p65warnings.ca.gov](http://www.p65warnings.ca.gov).

## LPG/Propane Hose and Assemblies



## Hose Selector Guide – by application

Series	Trademark	Hose Application / Construction		Tube	Cover	Size Range (in)	Pressure Range (psi)	Temp Range (°F)	Page No.
7122		Farm, light industrial	Non-UL applications	Nitrile	Chloroprene	3/8	25	-20 / +160	129
7132		Delivery, industrial		Nitrile	Chloroprene	3/16 - 1	350	-40 / +180	117
7132XTC	X-TREME™	Delivery, industrial	Low temperature (-65°F)	Nitrile	Chloroprene	1/4 - 1	350	-65 / +180	120
7170		Gas grills, appliances		Nitrile	Chloroprene	1/4 - 3/8	350	-40 / +180	128
7231		Bulk loading/unloading, short connectors	Extremely durable	Nitrile	Chloroprene	1 - 2	350	-40 / +180	124
7232		Bulk loading/unloading, short connectors		Nitrile	Chloroprene	1-1/4 - 2	350	-40 / +180	122
7233		Fork lifts, utility vehicles		Nitrile	Chloroprene	5/16	350	-40 / +180	126
7243		Fork lifts, utility vehicles		Nitrile	Textile	1/4 - 1/2	350	-40 / +180	127
SS106		Bulk loading/unloading	Non-UL applications	Nitrile	Nitrile	3 - 4	350	-22 / +158	125

## Hose Selector Guide – by industry standard

Series	Industry Standards		
	CSA	ISO	UL
7132	■		■
7132XTC	■		■
7170	■		■
7231	■		■
7232	■		■
7233	■		■
7243			■
SS106		■	

The above tables are guides only. It is the responsibility of the end user to select and/or test the most appropriate product for the application. For more specific Industry Standards information, refer to the “Industry Standards” section of each respective product page. Contact Parker for additional information.

**A complete listing of industry standards is available in the Introduction section. See the pages immediately following the Table of Contents for a complete index by series, and by product application and name.**

Due to continual product improvements, Parker reserves the right to alter specifications without prior notice.



## LP Gas Hose

### Series 7132

Series 7132 is a flexible, lightweight liquefied petroleum gas (LPG)/propane delivery and transfer hose. The hose meets all Underwriters Laboratories (UL21) and Canadian Standards Association (CSA Type I) requirements. The construction incorporates multiple textile plies of reinforcement for flexibility and kink resistance. The perforated cover is resistant to mild chemicals, oil and ozone.

**NOTE:** Refer to the Safety and Technical Information section of this catalog for safety, handling and use information.

**Series 7132 and DOT:** LPG hose assemblies installed on on-road vehicles must meet Department of Transportation (DOT) requirements. Factory assemblies (3/4" and larger) are pressure tested, one of the fittings is etched with a unique DOT certification number, and a document incorporating the identical certification number accompanies each assembly. Metal DOT identification bands are also available/attached for an additional charge at customer request.

**Series 7132 and Natural Gas:** Series 7132 may be used for natural gas service, but ONLY under ALL of the following conditions:

- 1) The application must be in a well-ventilated environment: Outdoors, or indoors with significant continuous air movement.
- 2) Series 7132 is not to replace fixed/rigid pipe where that material is more appropriate due to reduced permeation and overall strength and durability. Use rigid pipe, non-permeable tubing or hose with barrier constructions to convey natural gas whenever possible.

**Series 7132 and Compressed Natural Gas (CNG):** Series 7132 is not for use in any CNG application, including fuel dispensing, on-board vehicle fuel lines, or fuel transfer.

**Series 7132 and Anhydrous Ammonia (NH<sub>3</sub>):** Series 7132 is not for use with anhydrous ammonia.

<b>Tube:</b>	Black nitrile
<b>Reinforcement:</b>	Multiple textile plies
<b>Cover:</b>	Black chloroprene; perforated smooth finish
<b>Temp. Range:</b>	-40°F to +180°F (-40°C to +82°C) (The hose construction is capable of this rating, but LP Gas should NEVER be conveyed over 140°F/60°C)
<b>Brand Method:</b>	Impression
<b>Brand Example:</b>	PARKER SERIES 7132 (ID) CSA® 8.1 TYPE I CAUTION - LP GAS HOSE MH6737 C UR® US ISSUE NO. XXXXX 350 PSI MAX WP
<b>Design Factor:</b>	5:1
<b>Industry Standards:</b>	UL21; CSA 8.1 Type I; optional DOT factory hose assembly testing and marking also available for sizes smaller than 3/4". Contact Parker.
<b>Applications:</b>	<ul style="list-style-type: none"> <li>• LP gas/propane</li> <li>• Cookers, grills, heaters, weed burners; delivery, transfer</li> <li>• Agriculture, commercial and residential heating, construction, general industrial</li> </ul>
<b>Vacuum:</b>	Not recommended
<b>Compare to:</b>	Boston Blackline (LPG); Gates LP350; Thermoid Type 75

(Continued on the following page)

**⚠ WARNING:** This product can expose you to chemicals including 1,3-Butadiene, which is known to the State of California to cause cancer and birth defects or other reproductive harm. For more information go to [www.p65warnings.ca.gov](http://www.p65warnings.ca.gov).














#### ⚠ WARNINGS!

- ▶ Use only with couplings qualified by Parker. Do not use with male swivel couplings or other couplings containing o-rings, which may dry out, crack and fail over time.
- ▶ When using this product in a mobile application such as delivery or service vehicles, the inspection procedures detailed in DOT regulation 49CFR 180.416 must be strictly adhered to.

## Series 7132 – LP Gas Hose (Continued)

## Crimp Specifications

For currently qualified crimp specifications including coupling designation, refer to CrimpSource at [www.parker.com/crimpsource](http://www.parker.com/crimpsource). Refer to the COS-K4 crimper for crimp specs for hose 4" ID and smaller. Refer to the COS-K6 or COS-K10 crimpers for hose IDs larger than 4".

# Part Number	 ID (in)	 ID (mm)	 Reinf Layers	 OD (in)	 OD (mm)	 Approx Wt (lbs/ft)	 Approx Wt (kg/m)	 Min Bend Rad (in)	 Min Bend Rad (mm)	 Max WP (psi)	 Max WP (bar)	 Nom Std Pack Qty (ft)	 Pkg Type
7132-19352	3/16	4.8	2	0.5	13.0	0.11	0.16	2	51	350	24	800	Reel
7132-25354	1/4	6.4	4	0.6	15.5	0.15	0.22	3	64	350	24	750	Reel
7132-25354E												350	Reel
7132-38354	3/8	9.5	4	0.8	19.1	0.22	0.33	4	89	350	24	600	Reel
7132-38354E												300	Reel
7132-50354	1/2	12.7	4	0.9	23.8	0.32	0.48	5	114	350	24	500	Reel
7132-75354												350	Reel
7132-75354100	3/4	19.1	4	1.3	31.8	0.50	0.75	7	165	350	24	2 x 100	Carton
7132-75354125												1 x 125	Carton
7132-75354150												1 x 150	Carton
7132-75354200												1 x 200	Carton
7132-100354	1	25.4	4	1.5	38.1	0.63	0.94	8	191	350	24	300	Reel
7132-100354100												100	Carton
7132-100354125												1 x 125	Carton
7132-100354150												1 x 150	Carton
7132-100354200												200	Reel

NOTE: "E" reel part numbers are UPS-able.

**WARNING:** This product can expose you to chemicals including 1,3-Butadiene, which is known to the State of California to cause cancer and birth defects or other reproductive harm. For more information go to [www.p65warnings.ca.gov](http://www.p65warnings.ca.gov).

(Factory Assemblies on the following page)



# LP Gas Hose – Factory Assemblies

Series 7132

Crimped-on Carbon Steel Couplings, Rigid Male NPT Thread x Rigid Male NPT Thread



Factory assemblies (3/4" and larger) are Department of Transportation (DOT) pressure-tested, one of the fittings is etched with a unique DOT certification number, and a document incorporating the identical certification number accompanies each assembly. Metal DOT identification bands are also available/attached at an additional charge per customer request. Contact Parker.



**Industry Standards:** UL21; CSA 8.1 Type I; optional DOT factory hose assembly testing and marking also available for sizes smaller than 3/4". Contact Parker.

# Part Number	ID (in)	ID (mm)	Length (ft)	Length (m)	Approx Wt (lbs/ea)	Approx Wt (kg/ea)	Std Pack Qty (ea)	Pkg Type
7132TY08MP-72	1/2	12.7	6	1.8	2.53	1.15	1	Carton
7132TY08MP-96			8	2.4	3.17	1.44	1	Carton
7132TY08MP-120			10	3.1	3.82	1.73	1	Carton
7132TY08MP-144			12	3.7	4.46	2.02	1	Carton
7132TY08MP-180			15	4.6	5.42	2.46	1	Carton
7132TY08MP-216			18	5.5	6.39	2.90	1	Carton
7132TY08MP-240			20	6.1	7.03	3.19	1	Carton
7132TY08MP-300			25	7.6	8.64	3.92	1	Carton
7132TY08MP-600			50	15.2	16.68	7.57	1	Carton
7132TY08MP-1200			100	30.5	32.75	14.86	1	Carton
7132HY12MP-12			3/4	19.1	1	0.3	1.31	0.59
7132HY12MP-36	3	0.9			2.34	1.06	1	Carton
7132HY12MP-120	10	3.1			5.92	2.69	1	Carton
7132HY12MP-144	12	3.7			6.95	3.15	1	Carton
7132HY12MP-180	15	4.6			8.48	3.85	1	Carton
7132HY12MP-216	18	5.5			10.02	4.55	1	Carton
7132HY12MP-300	25	7.6			13.61	6.17	1	Carton
7132HY12MP-1200	100	30.5			52.03	23.60	1	Carton
7132HY12MP-1500	125	38.1			64.84	29.41	1	Carton
7132HY12MP-1800	150	45.7			77.65	35.22	1	Carton
7132LAR16MP-1200	1	25.4	100	30.5	65.06	29.51	1	Carton
7132LAR16MP-1500			125	38.1	80.98	36.73	1	Carton
7132LAR16MP-1800			150	45.7	96.90	43.95	1	Carton
7132LAR16MP-2100			175	53.3	112.81	51.17	1	Carton

**WARNING:** This product can expose you to chemicals including 1,3-Butadiene, which is known to the State of California to cause cancer and birth defects or other reproductive harm. For more information go to [www.p65warnings.ca.gov](http://www.p65warnings.ca.gov).



# X-TREME™

## Low Temperature LP Gas Hose

### Series 7132XTC



Series 7132XTC is a flexible, lightweight, low temperature liquefied petroleum gas (LPG)/propane delivery and transfer hose. The hose meets all Underwriters Laboratories (UL21) and Canadian Standards Association (CSA Type I) requirements. The construction stays flexible to -65°F (-53°C) and incorporates multiple textile plies of reinforcement for flexibility and kink resistance. The perforated cover is resistant to mild chemicals, oil and ozone.

**NOTE:** Refer to the Safety and Technical Information section of this catalog for safety, handling and use information.

**Series 7132XTC and DOT:** LPG hose assemblies installed on on-road vehicles must meet Department of Transportation (DOT) requirements. Factory assemblies (3/4" and larger) are pressure tested, one of the fittings is etched with a unique DOT certification number, and a document incorporating the identical certification number accompanies each shipment. Metal DOT identification bands are also attached at an additional charge per customer request.

**Series 7132XTC and Natural Gas:** Series 7132XTC may be used for natural gas service, but ONLY under ALL of the following conditions:

- 1) The application must be in a well-ventilated environment: Outdoors, or indoors with significant continuous air movement.
- 2) Series 7132XTC is not to replace fixed/rigid pipe where that material is more appropriate due to reduced permeation and overall strength and durability. Use rigid pipe, non-permeable tubing or hose with barrier constructions to convey natural gas whenever possible.

**Series 7132XTC and Compressed Natural Gas (CNG):** Series 7132XTC is not for use in any CNG application, including fuel dispensing, on-board vehicle fuel lines, or fuel transfer.

**Series 7132XTC and Anhydrous Ammonia (NH<sub>3</sub>):** Series 7132XTC is not for use with anhydrous ammonia.

<b>Tube:</b>	Black nitrile
<b>Reinforcement:</b>	Multiple textile plies
<b>Cover:</b>	Black chloroprene; perforated smooth finish
<b>Temp. Range:</b>	-65°F to +180°F (-53°C to +82°C) (The hose construction is capable of this rating, but LP Gas should NEVER be conveyed over 140°F/60°C)
<b>Brand Method:</b>	Impression
<b>Brand Example:</b>	PARKER SERIES 7132XTC X-TREME CSA 8.1 TYPE I CAUTION - LP GAS HOSE (-65°F) MH6737 C UR® US ISSUE NO. XXXXX 350 PSI MAX WP
<b>Design Factor:</b>	5:1
<b>Industry Standards:</b>	UL21; CSA 8.1 Type I; optional DOT factory hose assembly testing and marking also available for sizes smaller than 3/4". Contact Parker.
<b>Applications:</b>	<ul style="list-style-type: none"> <li>• LP gas/propane</li> <li>• Low temperature delivery, transfer</li> <li>• Agriculture, commercial and residential heating, construction, general industrial</li> </ul>
<b>Vacuum:</b>	Not recommended
<b>Compare to:</b>	Thermoid Polarflex

(Continued on the following page)

**⚠ WARNING:** This product can expose you to chemicals including 1,3-Butadiene, which is known to the State of California to cause cancer and birth defects or other reproductive harm. For more information go to [www.p65warnings.ca.gov](http://www.p65warnings.ca.gov).

#### ⚠ WARNINGS!

- ▶ Use only with couplings qualified by Parker. Do not use with male swivel couplings or other couplings containing o-rings, which may dry out, crack and fail over time.
- ▶ When using this product in a mobile application such as delivery or service vehicles, the inspection procedures detailed in DOT regulation 49CFR 180.416 must be strictly adhered to.

## Series 7132XTC – X-TREME™ Low Temperature LP Gas Hose (Continued)

### Crimp Specifications

For currently qualified crimp specifications including coupling designation, refer to CrimpSource at [www.parker.com/crimpsource](http://www.parker.com/crimpsource). Refer to the COS-K4 crimper for crimp specs for hose 4" ID and smaller. Refer to the COS-K6 or COS-K10 crimpers for hose IDs larger than 4".

# Part Number	ID (in)	ID (mm)	Reinf Layers	OD (in)	OD (mm)	Approx Wt (lbs/ft)	Approx Wt (kg/m)	Min Bend Rad (in)	Min Bend Rad (mm)	Max WP (psi)	Max WP (bar)	Nom Std Pack Qty (ft)	Pkg Type
7132XTC-25354	1/4	6.4	4	0.6	15.5	0.14	0.21	3	64	350	24	750	Reel
7132XTC-38354	3/8	9.5	4	0.8	19.3	0.21	0.31	4	89	350	24	650	Reel
7132XTC-50354	1/2	12.7	4	0.9	23.8	0.30	0.45	5	114	350	24	500	Reel
7132XTC-75354	3/4	19.1	4	1.3	31.8	0.48	0.72	7	165	350	24	350	Reel
7132XTC-1000												250	Reel
7132XTC-1000100												1 x 100	Carton
7132XTC-1000125	1	25.4	4	1.5	38.1	0.63	0.94	8	191	350	24	1 x 125	Carton
7132XTC-1000150												1 x 150	Carton

**WARNING:** This product can expose you to chemicals including 1,3-Butadiene, which is known to the State of California to cause cancer and birth defects or other reproductive harm. For more information go to [www.p65warnings.ca.gov](http://www.p65warnings.ca.gov).

## LP Gas Hose – Factory Assemblies

### Series 7132XTC

Crimped-on Carbon Steel Couplings, Rigid Male NPT Thread x Rigid Male NPT Thread



Factory assemblies (3/4" and larger) are Department of Transportation (DOT) pressure-tested, one of the fittings is etched with a unique DOT certification number, and a document incorporating the identical certification number accompanies each assembly. Metal DOT identification bands are also available/attached at an additional charge per customer request. Contact Parker.

**Industry Standards:** UL21; CSA 8.1 Type I; optional DOT factory hose assembly testing and marking also available for sizes smaller than 3/4". Contact Parker.



# Part Number	ID (in)	ID (mm)	Length (ft)	Length (m)	Approx Wt (lbs/ea)	Approx Wt (kg/ea)	Std Pack Qty (ea)	Pkg Type
7132XTCLAR16MP-1200			100	30.5	61.65	27.96		Carton
7132XTCLAR16MP-1500	1	25.4	125	38.1	76.71	34.80	1	Carton
7132XTCLAR16MP-1800			150	45.7	91.78	41.63		Carton

**WARNING:** This product can expose you to chemicals including 1,3-Butadiene, which is known to the State of California to cause cancer and birth defects or other reproductive harm. For more information go to [www.p65warnings.ca.gov](http://www.p65warnings.ca.gov).



## LP Gas Hose

### Series 7232



Series 7232 is a large diameter, flexible liquefied petroleum gas (LPG)/propane transfer hose for large volume bulk loading/unloading and vibration-resistant onboard vehicle connections. The hose meets all Underwriters Laboratories (UL21) and Canadian Standards Association (CSA Type I) requirements. The construction incorporates multiple braids or plies of textile reinforcement for kink resistance and superior coupling retention. The perforated cover is resistant to mild chemicals, oil and ozone.

**NOTE:** Refer to the Safety and Technical Information section of this catalog for safety, handling and use information.

**Series 7232 and DOT:** LPG hose assemblies installed on on-road vehicles must meet Department of Transportation (DOT) requirements. Factory assemblies (all sizes) are pressure tested, one of the fittings is etched with a unique DOT certification number, and a document incorporating the identical certification number accompanies each assembly. Metal DOT identification bands are also available/attached for an additional charge at customer request.

**Series 7232 and Natural Gas:** Series 7232 may be used for natural gas service, but ONLY under ALL of the following conditions:

- 1) The application must be in a well-ventilated environment: Outdoors, or indoors with significant continuous air movement.
- 2) Series 7232 is not to replace fixed/rigid pipe where that material is more appropriate due to reduced permeation and overall strength and durability. Use rigid pipe, non-permeable tubing or hose with barrier constructions to convey natural gas whenever possible.

**Series 7232 and Compressed Natural Gas (CNG):** Series 7232 is not to be used for any CNG application, including fuel dispensing, on-board vehicle fuel lines, or fuel transfer.

**Series 7232 and Anhydrous Ammonia (NH<sub>3</sub>):** Series 7232 is not for use with anhydrous ammonia.

<b>Tube:</b>	Black nitrile
<b>Reinforcement:</b>	Multiple textile braids
<b>Cover:</b>	Black chloroprene; perforated wrapped finish
<b>Temp. Range:</b>	-40°F to +180°F (-40°C to +82°C) (The hose construction is capable of this rating, but LP Gas should NEVER be conveyed over 140°F/60°C)
<b>Brand Method:</b>	<b>Side one:</b> Embossed <b>Side two:</b> Black text on yellow stripe
<b>Brand Example:</b>	<b>Side one (Embossed):</b> PARKER SERIES 7232 CSA 8.1 TYPE I CAUTION - LP GAS HOSE MH6737 C UR® US ISSUE NO. XXXX 350 PSI MAX WP <b>Side two (Stripe):</b> PARKER LP GAS HOSE
<b>Design Factor:</b>	5:1
<b>Industry Standards:</b>	UL21; CSA 8.1 Type I; optional DOT factory hose assembly testing and marking also available. Contact Parker.
<b>Applications:</b>	<ul style="list-style-type: none"> <li>• LP gas/propane</li> <li>• Bulk loading/unloading, in-plant tank transfer, transport</li> <li>• Agriculture, commercial and residential heating, construction, general industrial</li> </ul>
<b>Vacuum:</b>	Not recommended
<b>Compare to:</b>	Boston Blackline (LPG); Gates LP350; Thermoid Type 65

(Continued on the following page)

**WARNING:** This product can expose you to chemicals including Carbon Black, which is known to the State of California to cause cancer. For more information go to [www.p65warnings.ca.gov](http://www.p65warnings.ca.gov).














#### ⚠️ WARNINGS!

- ▶ Use only with couplings qualified by Parker. Do not use with male swivel couplings or other couplings containing o-rings, which may dry out, crack and fail over time.
- ▶ When using this product in a mobile application such as delivery or service vehicles, the inspection procedures detailed in DOT regulation 49CFR 180.416 must be strictly adhered to.

## Series 7232 – LP Gas Hose (Continued)

### Crimp Specifications

For currently qualified crimp specifications including coupling designation, refer to CrimpSource at [www.parker.com/crimpsource](http://www.parker.com/crimpsource). Refer to the COS-K4 crimper for crimp specs for hose 4" ID and smaller. Refer to the COS-K6 or COS-K10 crimpers for hose IDs larger than 4".

# Part Number	 ID (in)	 ID (mm)	 Reinf Layers	 OD (in)	 OD (mm)	 Approx Wt (lbs/ft)	 Approx Wt (kg/m)	 Min Bend Rad (in)	 Min Bend Rad (mm)	 Max WP (psi)	 Max WP (bar)	 Nom Std Pack Qty (ft)	 Pkg Type
<b>7232-1252</b>	1-1/4	31.8	2	1.8	46.1	0.85	1.27	12	305	350	24	300	Reel
<b>7232-1252100</b>												100	Carton
<b>7232-1503K</b>	1-1/2	38.1	2	2.2	54.8	1.12	1.67	14	356	350	24	150	Carton
<b>7232-2003</b>	2	50.8	4	2.8	69.9	1.90	2.83	16	406	350	24	100	Carton

**WARNING:** This product can expose you to chemicals including Carbon Black, which is known to the State of California to cause cancer. For more information go to [www.p65warnings.ca.gov](http://www.p65warnings.ca.gov).

## LP Gas Hose – Factory Assemblies

### Series 7232









Crimped-on Carbon Steel Couplings, Rigid Male NPT Thread x Rigid Male NPT Thread



Factory assemblies (all sizes) are Department of Transportation (DOT) pressure-tested, one of the fittings is etched with a unique DOT certification number, and a document incorporating the identical certification number accompanies each assembly. Metal DOT identification bands are also available/attached at an additional charge per customer request. Contact Parker.



**Industry Standards:** UL21; CSA 8.1 Type I; optional DOT factory hose assembly testing and marking also available for sizes smaller than 3/4". Contact Parker.

# Part Number	 ID (in)	 ID (mm)	 Length (ft)	 Length (m)	 Approx Wt (lbs/ea)	 Approx Wt (kg/ea)	 Std Pack Qty (ea)	 Pkg Type
<b>7232HY20MP-180</b>	1-1/4	31.8	15	4.6	14.95	6.78	1	Carton
<b>7232LA32NP-144</b>			12	3.7	27.84	12.63		Carton
<b>7232LA32NP-180</b>	2	50.8	15	4.6	33.15	15.04	1	Carton
<b>7232LA32NP-228</b>			19	5.8	40.23	18.25		Carton

**WARNING:** This product can expose you to chemicals including Carbon Black, which is known to the State of California to cause cancer. For more information go to [www.p65warnings.ca.gov](http://www.p65warnings.ca.gov).



# LP Gas Hose Stainless Steel Reinforced

Series 7231



Series 7231 is a large diameter, extremely durable liquefied petroleum gas (LPG)/propane transfer hose for bulk loading/unloading and vibration-resistant onboard vehicle connections. The hose meets all Underwriters Laboratories (UL21) and Canadian Standards Association (CSA Type I) requirements. The construction incorporates high tensile corrosion resistant stainless steel braided reinforcement for superior strength, durability and kink resistance. The perforated cover is resistant to mild chemicals, oil and ozone.

**NOTE:** Refer to the Safety and Technical Information section of this catalog for safety, handling and use information.

**Series 7231 and DOT:** LPG hose assemblies installed on on-road vehicles must meet Department of Transportation (DOT) requirements. Factory assemblies (all sizes) are pressure tested, one of the fittings is etched with a unique DOT certification number, and a document incorporating the identical certification number accompanies each assembly. Metal DOT identification bands are also available/attached for an additional charge at customer request.

**Series 7231 and Natural Gas:** Series 7231 may be used for natural gas service, but ONLY under ALL of the following conditions:

- 1) The application must be in a well-ventilated environment: Outdoors, or indoors with significant continuous air movement.
- 2) Series 7231 is not to replace fixed/rigid pipe where that material is more appropriate due to reduced permeation and overall strength and durability. Use rigid pipe, non-permeable tubing or hose with barrier constructions to convey natural gas whenever possible.

**Series 7231 and Compressed Natural Gas (CNG):** Series 7231 is not to be used for any CNG application, including fuel dispensing, on-board vehicle fuel lines, or fuel transfer.

**Series 7231 and Anhydrous Ammonia (NH<sub>3</sub>):** Series 7231 is not for use with anhydrous ammonia.

- Tube:** Black nitrile
- Reinforcement:** One or multiple stainless steel braids
- Cover:** Black chloroprene; perforated wrapped finish
- Temp. Range:** -40°F to +180°F (-40°C to +82°C) (The hose construction is capable of this rating, but LP Gas should NEVER be conveyed over 140°F/60°C)
- Brand Method:** Black text on blue stripe
- Brand Example:** PARKER SERIES 7231 CGA TYPE I CAUTION - LP GAS HOSE MH6737 C U<sup>®</sup> US ISSUE NO.XXXX 350 PSI MAX WP
- Design Factor:** 5:1
- Industry Standards:** UL21; CSA 8.1 Type I; optional DOT factory hose assembly testing and marking also available. Contact Parker.
- Applications:**
  - LP gas/propane
  - Bulk loading/unloading; in-plant tank transfer
  - Petrochemical refineries
- Vacuum:** Not recommended

**⚠ WARNINGS!**

- ▶ Use only with couplings qualified by Parker. Do not use with male swivel couplings or other couplings containing o-rings, which may dry out, crack and fail over time.
- ▶ When using this product in a mobile application such as delivery or service vehicles, the inspection procedures detailed in DOT regulation 49CFR 180.416 must be strictly adhered to.

**Crimp Specifications**

For currently qualified crimp specifications including coupling designation, refer to CrimpSource at [www.parker.com/crimpsource](http://www.parker.com/crimpsource). Refer to the COS-K4 crimper for crimp specs for hose 4" ID and smaller. Refer to the COS-K6 or COS-K10 crimpers for hose IDs larger than 4".

# Part Number	ID (in)	ID (mm)	Reinf Layers	OD (in)	OD (mm)	Approx Wt (lbs/ft)	Approx Wt (kg/m)	Min Bend Rad (in)	Min Bend Rad (mm)	Max WP (psi)	Max WP (bar)	Nom Std Pack Qty (ft)	Pkg Type
7231-1001	1	25.4	1	1.5	38.1	0.77	1.15	12	305	350	24	200	Carton
7231-1251	1-1/4	31.8	1	1.8	44.5	0.97	1.45	17	419	350	24	100	Carton
7231-1501K	1-1/2	38.1	1	2.0	50.8	1.12	1.67	20	508	350	24	150	Carton
7231-2002K	2	50.8	2	2.6	66.7	1.87	2.79	26	635	350	24	150	Carton

**⚠ WARNING:** This product can expose you to chemicals including Carbon Black, which is known to the State of California to cause cancer. For more information go to [www.p65warnings.ca.gov](http://www.p65warnings.ca.gov).



# LP Gas Hose Static Wire

Series SS106



Series SS106 is a large diameter, heavy duty liquefied petroleum gas (LPG)/propane transfer hose for large volume bulk loading/unloading. The hose construction incorporates multiple plies of textile reinforcement for flexibility and kink resistance, and the perforated cover is resistant to abrasion, oil and ozone. The hose meets ISO 2928-1986 (E) requirements.

- NOTES:**
- Not for applications requiring Underwriters Laboratories (UL) or Canadian Gas Association (CGA) performance or listing.
  - Refer to the Safety and Technical Information section of this catalog for safety, handling and use information.

**Series SS106 and Natural Gas:** Series SS106 may be used for natural gas service, but ONLY under ALL of the following conditions:

- 1) The application must be in a well-ventilated environment: Outdoors, or indoors with significant continuous air movement.
- 2) Series SS106 is not to replace fixed/rigid pipe where that material is more appropriate due to reduced permeation and overall strength and durability. Use rigid pipe, non-permeable tubing or hose with barrier constructions to convey natural gas whenever possible.

**Series SS106 and Compressed Natural Gas (CNG):** Series SS106 is not to be used for any CNG application, including fuel dispensing, on-board vehicle fuel lines, or fuel transfer.

**Series SS106 and Anhydrous Ammonia (NH<sub>3</sub>):** Series SS106 is not for use with anhydrous ammonia.

<b>Tube:</b>	Black nitrile
<b>Reinforcement:</b>	Multiple textile plies with static wire
<b>Cover:</b>	Black nitrile; perforated wrapped finish
<b>Temp. Range:</b>	-22°F to +158°F (-30°C to +70°C) (The hose construction is capable of this rating, but LP Gas should NEVER be conveyed over 140°F/60°C)
<b>Brand Method:</b>	Embossed
<b>Brand Example:</b>	PARKER SERIES SS106 (ID) LPG HOSE ISO 2928-1986 (E) 20 BAR 350 PSI WP
<b>Design Factor:</b>	5:1
<b>Industry Standards:</b>	ISO 2928-1986 (E)
<b>Applications:</b>	<ul style="list-style-type: none"> <li>• LP gas/propane</li> <li>• Bulk loading/unloading; in-plant tank transfer</li> </ul>
<b>Vacuum:</b>	Not recommended

## Crimp Specifications

For currently qualified crimp specifications including coupling designation, refer to CrimpSource at [www.parker.com/crimpsource](http://www.parker.com/crimpsource). Refer to the COS-K4 crimper for crimp specs for hose 4" ID and smaller. Refer to the COS-K6 or COS-K10 crimpers for hose IDs larger than 4".

#											
Part Number	ID (in)	ID (mm)	Reinf Layers	OD (in)	OD (mm)	Approx Wt (lbs/ft)	Approx Wt (kg/m)	Max WP (psi)	Max WP (bar)	Nom Std Pack Qty (ft)	Pkg Type
SS106-3000	3	76.2	4	3.7	95.0	2.53	3.77	350	24	100	Coil
SS106-4000	4	101.6	6	5.0	127.0	4.47	6.66	350	24	100	Coil

**WARNING:** This product can expose you to chemicals including DEHP, which is known to the State of California to cause cancer and birth defects or other reproductive harm. For more information go to [www.p65warnings.ca.gov](http://www.p65warnings.ca.gov).

**WARNING!** Use only with couplings qualified by Parker. Do not use with male swivel couplings or other couplings containing o-rings, which may dry out, crack and fail over time.



# LP Gas Hose

## Stainless Steel Reinforced – Rubber Cover

### Series 7233

Industry Standards	
<input checked="" type="checkbox"/>	CSA
<input checked="" type="checkbox"/>	UL

Series 7233 is a rubber covered, small diameter, extremely durable liquefied petroleum gas (LPG)/propane transfer hose for applications such as fuel line hose on forklifts and utility equipment. The hose meets all Underwriter Laboratories (UL21) requirements. The construction incorporates high tensile stainless steel braided reinforcement for superior strength, durability and kink resistance. The perforated rubber cover is resistant to mild chemicals, oil and ozone. Series 7233 is qualified with Parker crimp couplings and is compatible with Parker Series 20 reattachable fittings.

**NOTE:** Refer to the Safety and Technical Information section of this catalog for safety, handling and use information.

**Series 7233 and Natural Gas:** Series 7233 may be used for natural gas service, but ONLY under ALL of the following conditions:

- 1) The application must be in a well-ventilated environment: Outdoors, or indoors with significant continuous air movement.
- 2) Series 7233 is not to replace fixed/rigid pipe where that material is more appropriate due to reduced permeation and overall strength and durability. Use rigid pipe, non-permeable tubing or hose with barrier constructions to convey natural gas whenever possible.

**Series 7233 and Compressed Natural Gas (CNG):** Series 7233 is not to be used for any CNG application, including fuel dispensing, on-board vehicle fuel lines, or fuel transfer.

<b>Tube:</b>	Black nitrile
<b>Reinforcement:</b>	One stainless steel braid
<b>Cover:</b>	Black chloroprene; perforated wrapped finish
<b>Temp. Range:</b>	-40°F to +180°F (-40°C to +82°C) (The hose construction is capable of this rating, but LP Gas should NEVER be conveyed over 140°F/60°C)
<b>Brand Method:</b>	Embossed
<b>Brand Example:</b>	PARKER SERIES 7233 SS CAUTION LP GAS HOSE U <sup>®</sup> ISSUE NO. XXXX 350 PSI MAX WP 1750 PSI MIN BURST
<b>Design Factor:</b>	5:1
<b>Industry Standards:</b>	UL21; CSA 8.1 Type I
<b>Applications:</b>	<ul style="list-style-type: none"> <li>• LP gas/propane</li> <li>• Fork lifts, utility equipment</li> </ul>
<b>Vacuum:</b>	Not recommended

### Crimp Specifications

For currently qualified crimp specifications including coupling designation, refer to CrimpSource at [www.parker.com/crimpsource](http://www.parker.com/crimpsource). Refer to the COS-K4 crimper for crimp specs for hose 4" ID and smaller. Refer to the COS-K6 or COS-K10 crimpers for hose IDs larger than 4".

#													
Part Number	ID (in)	ID (mm)	Reinf Layers	OD (in)	OD (mm)	Approx Wt (lbs/ft)	Approx Wt (kg/m)	Min Bend Rad (in)	Min Bend Rad (mm)	Max WP (psi)	Max WP (bar)	Nom Std Pack Qty (ft)	Pkg Type
7233-311	5/16	7.9	1	0.7	17.1	0.19	0.28	4	102	350	24	500	Reel

**Reattachable Couplings:** Parker Series 20.

**WARNING:** This product can expose you to chemicals including Carbon Black, which is known to the State of California to cause cancer. For more information go to [www.p65warnings.ca.gov](http://www.p65warnings.ca.gov).

**WARNING!** Use only with couplings qualified by Parker. Do not use with male swivel couplings or other couplings containing o-rings, which may dry out, crack and fail over time.





# LP Gas Hose Stainless Steel Reinforced – Textile Cover



Series 7243

Series 7243 is a textile-covered, small diameter, extremely durable liquefied petroleum gas (LPG)/propane transfer hose in applications such as fuel line hose on forklifts and utility equipment. The hose meets all Underwriter Laboratories (UL21) requirements. The construction incorporates high tensile stainless steel braided reinforcement for superior strength, durability and kink resistance. The textile cover is resistant to abrasion, mild chemicals, and ozone. Series 7243 is qualified with Parker crimp couplings and is compatible with Parker Series 20 field reattachable fittings.

**NOTE:** Refer to the Safety and Technical Information section of this catalog for safety, handling and use information.

**Series 7243 and Natural Gas:** 7243 may be used for natural gas service, but ONLY under ALL of the following conditions:

- 1) The application must be in a well-ventilated environment: Outdoors, or indoors with significant continuous air movement.
- 2) Series 7243 is not to replace fixed/rigid pipe where that material is more appropriate due to reduced permeation and overall strength and durability. Use rigid pipe, non-permeable tubing or hose with barrier constructions to convey natural gas whenever possible.

**Series 7243 and Compressed Natural Gas (CNG):** Series 7243 is not to be used for any CNG application, including fuel dispensing, on-board vehicle fuel lines, or fuel transfer.

<b>Tube:</b>	Black nitrile
<b>Reinforcement:</b>	One stainless steel braid
<b>Cover:</b>	Black chloroprene-impregnated textile braid
<b>Temp. Range:</b>	-40°F to +180°F (-40°C to +82°C) (The hose construction is capable of this rating, but LP Gas should NEVER be conveyed over 140°F/60°C)
<b>Brand Method:</b>	White ink with dashed spiral stripe
<b>Brand Example:</b>	<b>Side one:</b> PARKER SERIES 7243 SS CAUTION LP GAS HOSE MH6737 C UR® ISSUE NO. XXXX 350 PSI MAX WP <b>Side Two:</b> CAUTION FOR LP GAS USE ONLY 1750 PSI MIN BURST
<b>Design Factor:</b>	5:1
<b>Industry Standards:</b>	UL21
<b>Applications:</b>	<ul style="list-style-type: none"> <li>• LP gas/propane</li> <li>• Fork lifts</li> </ul>
<b>Vacuum:</b>	Not recommended
<b>Compare to:</b>	Gates Stainless Steel LPG

### Crimp Specifications

For currently qualified crimp specifications including coupling designation, refer to CrimpSource at [www.parker.com/crimpsource](http://www.parker.com/crimpsource). Refer to the COS-K4 crimper for crimp specs for hose 4" ID and smaller. Refer to the COS-K6 or COS-K10 crimpers for hose IDs larger than 4".

#													
Part Number	ID (in)	ID (mm)	Reinf Layers	OD (in)	OD (mm)	Approx Wt (lbs/ft)	Approx Wt (kg/m)	Min Bend Rad (in)	Min Bend Rad (mm)	Max WP (psi)	Max WP (bar)	Nom Std Pack Qty (ft)	Pkg Type
7243-251	1/4	6.4	1	0.6	14.8	0.13	0.19	2	43	350	24	500	Reel
7243-311	5/16	7.9	1	0.7	17.1	0.18	0.27	2	51	350	24	500	Reel
7243-401	13/32	10.3	1	0.8	19.5	0.21	0.31	2	58	350	24	500	Reel
7243-501	1/2	12.7	1	0.9	23.4	0.29	0.43	3	71	350	24	500	Reel

Reattachable Couplings: Parker Series 20.

**WARNING:** This product can expose you to chemicals including Carbon Black, which is known to the State of California to cause cancer. For more information go to [www.p65warnings.ca.gov](http://www.p65warnings.ca.gov).

**WARNING!** Use only with couplings qualified by Parker. Do not use with male swivel couplings or other couplings containing o-rings, which may dry out, crack and fail over time.



# LP Gas Hose

Series 7170

Industry Standards	
<input checked="" type="checkbox"/>	CSA
<input checked="" type="checkbox"/>	UL

Series 7170 is a flexible, lightweight hose connector for transfer of liquefied petroleum gas (LPG)/propane in barbecue grills, portable heaters, weed burning apparatus and similar appliances. The hose meets all Underwriters Laboratories (UL569) and Canadian Standards Association (CSA Type I) requirements. The construction incorporates multiple textile plies of reinforcement for flexibility and kink resistance. The perforated cover is resistant to mild chemicals, oil and ozone.

**NOTE:** Refer to the Safety and Technical Information section of this catalog for safety, handling and use information.

**Series 7170 and Natural Gas:** Series 7170 may be used for natural gas service, but ONLY under ALL of the following conditions:

- 1) The application must be in a well-ventilated environment: Outdoors, or indoors with significant continuous air movement.
- 2) Series 7170 is not to replace fixed/rigid pipe where that material is more appropriate due to reduced permeation and overall strength and durability. Use rigid pipe, non-permeable tubing or hose with barrier constructions to convey natural gas whenever possible.

**Series 7170 and Compressed Natural Gas (CNG):** Series 7170 is not for used in any CNG application, including fuel dispensing, on-board vehicle fuel lines, or fuel transfer.

- Tube:** Black nitrile
- Reinforcement:** Multiple textile plies
- Cover:** Black chloroprene; perforated smooth finish
- Temp. Range:** -40°F to +180°F (-40°C to +82°C) (The hose construction is capable of this rating, but LP Gas should NEVER be conveyed over 140°F/60°C)
- Brand Method:** Impression
- Brand Example:** PARKER SERIES 7170 (ID) CSA 8.1 TYPE I CAUTION - LP GAS HOSE 5 PSI/350 PSI C UR® US MH11955
- Design Factor:** 5:1
- Industry Standards:** UL569; CSA 8.1 Type I
- Applications:**
  - LP gas/propane
  - Cookers, grills, heaters, weed burners, small appliances
  - Consumer, general industrial
- Vacuum:** Not recommended
- Compare to:** Thermoid Type 75

### Crimp Specifications

For currently qualified crimp specifications including coupling designation, refer to CrimpSource at [www.parker.com/crimpsource](http://www.parker.com/crimpsource). Refer to the COS-K4 crimper for crimp specs for hose 4" ID and smaller. Refer to the COS-K6 or COS-K10 crimpers for hose IDs larger than 4".

#													
Part Number	ID (in)	ID (mm)	Reinf Layers	OD (in)	OD (mm)	Approx Wt (lbs/ft)	Approx Wt (kg/m)	Min Bend Rad (in)	Min Bend Rad (mm)	Max WP (psi)	Max WP (bar)	Nom Std Pack Qty (ft)	Pkg Type
7170-25354	1/4	6.4	4	0.6	15.5	0.16	0.24	3	64	350	24	750	Reel
7170-38354	3/8	9.5	4	0.8	19.3	0.22	0.33	4	89	350	24	600	Reel

**WARNING:** This product can expose you to chemicals including 1,3-Butadiene, which is known to the State of California to cause cancer and birth defects or other reproductive harm. For more information go to [www.p65warnings.ca.gov](http://www.p65warnings.ca.gov).

**WARNING!** Use only with couplings qualified by Parker. Do not use with male swivel couplings or other couplings containing o-rings, which may dry out, crack and fail over time.



# LP Gas Vapor Hose

## Series 7122

Series 7122 is a flexible, lightweight, light duty hose connector for transfer of LP Gas vapor in space heaters for chicken brooders and other light applications. The hose construction incorporates multiple textile plies of reinforcement for flexibility and kink resistance. The perforated cover is resistant to mild chemicals, oil and ozone.

- NOTES:**
- Do not use to transfer liquid LP gas in gas grill or other applications requiring Underwriters Laboratories (UL) or Canadian Standards Association (CSA) performance or listing.
  - Refer to the Safety and Technical Information section of this catalog for safety, handling and use information.

**Series 7122 and Natural Gas:** Series 7122 may be used for natural gas service, but ONLY under ALL of the following conditions:

- 1) The application must be in a well-ventilated environment: Outdoors, or indoors with significant continuous air movement.
- 2) Series 7122 is not to replace fixed/rigid pipe where that material is more appropriate due to reduced permeation and overall strength and durability. Use rigid pipe, non-permeable tubing or hose with barrier constructions to convey natural gas whenever possible.

<b>Tube:</b>	Black nitrile
<b>Reinforcement:</b>	Multiple textile plies
<b>Cover:</b>	Red chloroprene; perforated smooth finish
<b>Temp. Range:</b>	-20°F to +160°F (-29°C to +71°C) (The hose construction is capable of this rating, but LP Gas should NEVER be conveyed over 140°F/60°C)
<b>Brand Method:</b>	Black ink
<b>Brand Example:</b>	PARKER SERIES 7122 LPG VAPOR HOSE 125 PSI MAX WP
<b>Design Factor:</b>	4:1
<b>Industry Standards:</b>	None applicable
<b>Applications:</b>	<ul style="list-style-type: none"> <li>• LP gas – vapor ONLY</li> <li>• Chicken brooders, space heaters</li> <li>• Agriculture, light industrial</li> </ul>
<b>Vacuum:</b>	Not recommended
<b>Compare to:</b>	Gates LPG Vapor

### Crimp Specifications

For currently qualified crimp specifications including coupling designation, refer to CrimpSource at [www.parker.com/crimpsource](http://www.parker.com/crimpsource). Refer to the COS-K4 crimper for crimp specs for hose 4" ID and smaller. Refer to the COS-K6 or COS-K10 crimpers for hose IDs larger than 4".

#													
Part Number	ID (in)	ID (mm)	Reinf Layers	OD (in)	OD (mm)	Approx Wt (lbs/ft)	Approx Wt (kg/m)	Min Bend Rad (in)	Min Bend Rad (mm)	Max WP (psi)	Max WP (bar)	Nom Std Pack Qty (ft)	Pkg Type
7122-38200	3/8	9.5	2	0.7	16.7	0.15	0.22	4	97	125	9	700	Reel

**WARNING:** This product can expose you to chemicals including DEHP, which is known to the State of California to cause cancer and birth defects or other reproductive harm. For more information go to [www.p65warnings.ca.gov](http://www.p65warnings.ca.gov).

**NOTES:**

A large rectangular area with horizontal ruling lines, intended for handwritten notes. The lines are evenly spaced and cover the majority of the page's width and height.

# Material Handling / Dredge Hose



## Hose Selector Guide – by application

Series	Trademark	Hose Application / Construction		Tube	Cover	Size Range (in)	Pressure Range (psi)	Temp Range (°F)	Page No.
7138		Deadman twin sensing	Air	EPDM	EPDM	3/16	200	-30 / +200	140
7204		Hot tar & asphalt	High pressure	Nitrile	Chloroprene	1/2 - 1	1000	-20 / +300	146
7244		Sand blast		NR	Synthetic rubber blend	1/2 - 2	150	-20 / +160	139
7363	SUPER-FLEX®	Dry/wet abrasives	Suction/vacuum, corrugated	NR/SBR	NR/SBR	2 - 6	100	-40 / +160	136
7393		Rock dust	Suction/vacuum, corrugated	NR/SBR	NR/SBR	1-1/4 - 3	50-90	-30 / +160	138
8341	DAY-LITE®	Dry/wet abrasives	Suction/vacuum, corrugated	NR/SBR	NR/SBR	1-1/2 - 8	75	-40 / +180	137
ES907		Dredge sleeve	Custom Made Hose	NR	SBR	4 - 18	150-200	-40 / +150	142
ES908		Dredge sleeve, heavy duty	Custom Made Hose	NR	SBR	4 - 18	150-200	-40 / +150	143
EW708		Dredge suction	Custom Made Hose	NR	SBR	4 - 18	150-200	-40 / +150	144
EW709		Dredge suction, heavy duty	Custom Made Hose	NR	SBR	4 - 18	150-200	-40 / +150	145
SS135	WILDCATTER®	Dry cement, powders		SBR	SBR	4 - 6	65	-40 / +180	134
SS201	GOLIATH™	Grout placement		SBR	SBR	1 - 5	1233	-40 / +180	133
SS247	WILDCATTER®	Dry cement		SBR	SBR	4 - 8	60-75	-40 / +180	135
SW387	WILDCATTER®	Hot tar & asphalt	Suction/discharge	Nitrile	Nitrile	1-1/2 - 4	150	-40 / +300	148
SW409		Sand recovery	Suction/vacuum	NR	SBR	2 - 6	100-200	-40 / +150	141

## Hose Selector Guide – by industry standard

Series	Industry Standard		
	ASME	ISO	MSHA
7244	■		
7393			■
SS201	■		

The above tables are guides only. It is the responsibility of the end user to select and/or test the most appropriate product for the application. For more specific Industry Standards information, refer to the “Industry Standards” section of each respective product page. Contact Parker for additional information.

**A complete listing of industry standards is available in the Introduction section. See the pages immediately following the Table of Contents for a complete index by series, and by product application and name.**

Due to continual product improvements, Parker reserves the right to alter specifications without prior notice.



# GOLIATH™

## High Pressure Grout Placement Hose












### SBR Tube

#### Series SS201



Series SS201 is a high pressure placement hose for cement, grout, plaster and shotcrete. The SBR tube provides abrasion resistance and the thick wall incorporates multiple plies of reinforcement for contraction/elongation control and kink resistance. The SBR cover is resistant to abrasion, cuts, gouges, scuffs and weathering.

- Tube:** Black SBR; Abrasion resistance <math><60\text{mm}^3</math> per DIN 53516/ASTM 5963/ISO 4649
- Reinforcement:** Multiple textile plies
- Cover:** Black SBR; wrapped finish
- Temp. Range:** -40°F to +180°F (-40°C to +82°C)
- Brand Method:** Green text on white stripe
- Brand Example:** PARKR SS201 GOLIATH™ CONCRETE, GROUT & PLASTER HOSE (ID) 1233 PSI (85 BAR) WP FILLED WEIGHT (LBS/FT) ASME B30.27-2014
- Design Factor:** 2:1
- Industry Standards:** ASME B30.27-2014
- Applications:**
  - Abrasive materials, cement, grout, plaster, shotcrete
  - Construction, general industrial
- Vacuum:** Not recommended

# Part Number	 ID (in)	 ID (mm)	 Reinf Layers	 OD (in)	 OD (mm)	 Approx Wt (lbs/ft)	 Approx Wt (kg/m)	 Max WP (psi)	 Max WP (bar)	 Nom Std Pack Qty (ft)	 Pkg Type
SS201-1000	1	25.4	2	1.6	39.4	0.54	0.80	1233	85	100	Coil
SS201-1250	1-1/4	31.8	4	1.9	48.2	0.79	1.18	1233	85	100	Coil
SS201-1500	1-1/2	38.1	4	2.4	60.3	1.35	2.01	1233	85	100	Coil
SS201-2000	2	50.8	6	3.0	76.2	2.00	2.98	1233	85	100	Coil
SS201-2500	2-1/2	63.5	6	3.5	88.9	2.50	3.73	1233	85	100	Coil
SS201-3000	3	76.2	6	4.1	103.2	3.36	5.01	1233	85	100	Coil
SS201-4000	4	101.6	6	5.1	130.2	4.41	6.357	1233	85	100	Coils
SS201-5000	5	127.0	6	6.2	157.0	4.80	7.10	1233	85	100	Coil

**WARNING:** This product can expose you to chemicals including Carbon Black, which is known to the State of California to cause cancer. For more information go to [www.p65warnings.ca.gov](http://www.p65warnings.ca.gov).

**WARNING!** Couplings attached with bands or clamps may reduce the working pressure of the hose assembly to less than the maximum rated working pressure of the hose. Refer to the NAHAD Industrial Hose Assembly Guidelines.



# WILDCATTER®

## Material Handling Hose

### 1/8" SBR Tube

#### Series SS135

Series SS135 is a lightweight, low pressure discharge hose for dry abrasive materials such as cement and powders. The static dissipating 1/8" SBR tube provides abrasion resistance and the SBR cover is resistant to abrasion, cuts, scuffs and weathering.

The Wildcatter trade name indicates the product is designed and manufactured for premium service in oilfield applications. However, Wildcatter products may be used in other industries, markets and applications where the product meets the required performance criteria.

- Tube:** 1/8" Black SBR; static dissipating
- Reinforcement:** Multiple textile plies
- Cover:** Black SBR; wrapped finish
- Temp. Range:** -40°F to +180°F (-40°C to +83°C)
- Brand Method:** Black text on white stripe
- Brand Example:** PARKER **WILDCATTER** SS135 DRY CEMENT DISCHARGE 65 PSI WP
- Design Factor:** 4:1
- Industry Standards:** None applicable
- Applications:**
  - Abrasive materials, dry cement, lime, powders, silica
  - Bulk transport trucks
  - Construction, general industrial
- Vacuum:** Not recommended
- Compare to:** Boston Lynx HD; ContiTech Black Softwall; Gates Dry Cement Delivery; Thermoid Transporter

#											
Part Number	ID (in)	ID (mm)	Reinf Layers	OD (in)	OD (mm)	Approx Wt (lbs/ft)	Approx Wt (kg/m)	Max WP (psi)	Max WP (bar)	Nom Std Pack Qty (ft)	Pkg Type
SS135-4000	4	101.6	2	4.5	114.3	1.49	2.22	65	5	100	Coil
SS135-4500	4-1/2	114.3	2	5.0	127.0	1.71	2.55	65	5	100	Coil
SS135-5000	5	127.0	2	5.5	139.7	1.90	2.83	65	5	100	Coil
SS135-6000	6	152.4	2	6.6	166.6	2.32	3.46	65	5	100	Coil

**WARNING:** This product can expose you to chemicals including Carbon Black, which is known to the State of California to cause cancer. For more information go to [www.p65warnings.ca.gov](http://www.p65warnings.ca.gov).

**WARNING!** Couplings attached with bands or clamps may reduce the working pressure of the hose assembly to less than the maximum rated working pressure of the hose. Refer to the NAHAD Industrial Hose Assembly Guidelines.





# WILDCATTER®

## Material Handling Hose

### 1/4" SBR Tube

#### Series SS247

Series SS247 is a flexible, heavy duty discharge hose for dry abrasive materials such as pebble lime and sand. The static dissipating 1/4" SBR tube provides abrasion resistance and the SBR cover is resistant to abrasion, cuts, scuffs and weathering.

The Wildcatter trade name indicates the product is designed and manufactured for premium service in oilfield applications. However, Wildcatter products may be used in other industries, markets and applications where the product meets the required performance criteria.

- Tube:** 1/4" Black SBR; static dissipating
- Reinforcement:** Multiple textile plies
- Cover:** Black SBR; wrapped finish
- Temp. Range:** -40°F to +180°F (-40°C to +83°C)
- Brand Method:** Black text on blue stripe
- Brand Example:** PARKER **WILDCATTER** SS247 HEAVY DUTY DRY CEMENT XXX PSI WP
- Design Factor:** 3:1
- Industry Standards:** None applicable
- Applications:**
  - Dry abrasive materials, cement, pebble lime, powders, sand, silica
  - In-plant transfer/loading, bulk transport trucks
  - Construction, general industrial
- Vacuum:** Not recommended
- Compare to:** Boston Lynx HD; ContiTech Black Softwall; Gates Dry Cement Delivery; Thermoid Transporter

#											
Part Number	ID (in)	ID (mm)	Reinf Layers	OD (in)	OD (mm)	Approx Wt (lbs/ft)	Approx Wt (kg/m)	Max WP (psi)	Max WP (bar)	Nom Std Pack Qty (ft)	Pkg Type
SS247-4000	4	101.6	2	4.8	120.7	2.49	3.71	75	5	100	Coil
SS247-4500	4-1/2	114.3	2	5.3	133.4	2.79	4.16	75	5	100	Coil
SS247-5000	5	127.0	2	5.8	146.1	3.11	4.63	75	5	100	Coil
SS247-6000	6	152.4	2	6.8	171.5	3.69	5.50	70	5	100	Coil
SS247-8000	8	203.2	2	8.8	222.3	4.88	7.27	60	4	100	Coil

**WARNING:** This product can expose you to chemicals including Carbon Black, which is known to the State of California to cause cancer. For more information go to [www.p65warnings.ca.gov](http://www.p65warnings.ca.gov).

**WARNING!** Couplings attached with bands or clamps may reduce the working pressure of the hose assembly to less than the maximum rated working pressure of the hose. Refer to the NAHAD Industrial Hose Assembly Guidelines.



# SUPER-FLEX®

## Corrugated Material Handling Hose

### Suction / Vacuum

### 3/16" Natural Rubber / SBR Blend Tube

#### Series 7363

Series 7363 is a flexible suction and discharge hose for dry or wet abrasive materials in applications such as loading/unloading barges, hoppers and railcars, and debris evacuation. The static dissipating 3/16" natural rubber/SBR blend tube provides abrasion resistance, and the wire helix provides full suction capability and kink resistance. The corrugated natural rubber blend cover provides flexibility and is resistant to abrasion and weathering.

- Tube:** Black natural rubber/SBR blend; static dissipating
- Reinforcement:** Multiple textile plies with wire helix
- Cover:** Black natural rubber/SBR blend; corrugated wrapped finish
- Temp. Range:** -40°F to +160°F (-40°C to +71°C)
- Brand Method:** White text on black stripe
- Brand Example:** PARKER SERIES 7363 SUPER-FLEX® ABRASIVE SUCTION AND DISCHARGE 100 PSI MAX WP
- Design Factor:** 3:1
- Industry Standards:** None applicable
- Applications:**
  - Abrasive materials, debris, water
  - Loading/unloading barges, hoppers and railcars
  - Construction, general industrial, mining, sewer cleaning
- Vacuum:** 29" Hg (737 mm Hg)
- Compare to:** Boston Sabertooth; ContiTech Plicord HD Vacuum; Diversiflex; Gates 688SB

#													
Part Number	ID (in)	ID (mm)	Reinf Layers	OD (in)	OD (mm)	Approx Wt (lbs/ft)	Approx Wt (kg/m)	Min Bend Rad (in)	Min Bend Rad (mm)	Max WP (psi)	Max WP (bar)	Nom Std Pack Qty (ft)	Pkg Type
7363-2000	2	50.8	3	2.7	69.6	1.53	2.28	6	152	100	7	100	Coil
7363-3000	3	76.2	3	3.8	96.6	2.35	3.50	9	229	100	7	100	Coil
7363-4000	4	101.6	3	4.8	123.1	3.26	4.86	12	305	100	7	100	Coil
7363-5000	5	127.0	3	5.9	150.6	4.64	6.91	15	381	100	7	100	Coil
7363-6000	6	152.4	3	6.9	176.2	5.60	8.34	18	457	100	7	100	Coil

**WARNING:** This product can expose you to chemicals including Carbon Black, which is known to the State of California to cause cancer. For more information go to [www.p65warnings.ca.gov](http://www.p65warnings.ca.gov).

**WARNING!** Couplings attached with bands or clamps may reduce the working pressure of the hose assembly to less than the maximum rated working pressure of the hose. Refer to the NAHAD Industrial Hose Assembly Guidelines.



# DAY-LITE®

## Corrugated Material Handling Hose














### Suction / Vacuum

### Natural Rubber / SBR Blend Tube

#### Series 8341

Series 8341 is a flexible suction/vacuum and discharge hose for dry or wet abrasive materials such as debris evacuation by mobile vacuum trucks in sewer cleaning and similar applications. The static dissipating natural rubber/SBR blend tube provides abrasion resistance, and the wire helix provides full suction capability and kink resistance. The corrugated natural rubber/SBR cover provides flexibility and is resistant to abrasion and weathering.

- Tube:** Black natural rubber/SBR blend
- Reinforcement:** Multiple textile plies with wire helix
- Cover:** Black natural rubber/SBR; corrugated wrapped finish
- Temp. Range:** -40°F to +180°F (-40°C to +83°C)
- Brand Method:** Black text on green stripe
- Brand Example:** PARKER SERIES 8341 DAY-LITE® SUCTION AND DISCHARGE HOSE
- Design Factor:** 3:1
- Industry Standards:** None applicable
- Applications:**
  - Abrasive materials, debris, water
  - Construction, general industrial, sewer cleaning
- Vacuum:** 29" Hg (737 mm Hg)
- Compare to:** ContiTech Plicord Vacuum

# Part Number	 ID (in)	 ID (mm)	 Reinf Layers	 OD (in)	 OD (mm)	 Approx Wt (lbs/ft)	 Approx Wt (kg/m)	 Min Bend Rad (in)	 Min Bend Rad (mm)	 Max WP (psi)	 Max WP (bar)	 Nom Std Pack Qty (ft)	 Pkg Type
8341-1500	1-1/2	38.1	2	2.0	50.0	0.77	1.15	5	114	75	5	100	Coil
8341-2000	2	50.8	2	2.5	63.0	1.00	1.49	6	152	75	5	100	Coil
8341-3000	3	76.2	2	3.5	90.0	1.62	2.41	9	229	75	5	100	Coil
8341-4000	4	101.6	2	4.6	117.2	2.47	3.68	12	305	75	5	100	Coil
8341-6000	6	152.4	2	6.7	170.0	4.41	6.57	18	457	75	5	100	Coil
8341-8000	8	203.2	3	8.7	221.0	5.91	8.81	24	610	75	5	100	Coil

**⚠ WARNING:** This product can expose you to chemicals including Lead, which is known to the State of California to cause cancer and birth defects or other reproductive harm. For more information go to [www.p65warnings.ca.gov](http://www.p65warnings.ca.gov).

**⚠ WARNING!** Couplings attached with bands or clamps may reduce the working pressure of the hose assembly to less than the maximum rated working pressure of the hose. Refer to the NAHAD Industrial Hose Assembly Guidelines.



# Corrugated Rock Dust Hose

## Natural Rubber / SBR Blend Tube

### Series 7393



Series 7393 is a flexible, lightweight suction and discharge hose for rock dust collection and suppression systems in underground mines. The static dissipating natural rubber/SBR blend tube provides abrasion resistance, and the wire helix provides full suction capability and kink resistance. The corrugated, flame resistant blended rubber cover meets MSHA requirements, provides flexibility and is resistant to abrasion and weathering.

- Tube:** Black natural rubber/SBR blend; static dissipating
- Reinforcement:** Multiple textile plies with wire helix
- Cover:** Black natural rubber/SBR blend; corrugated wrapped finish
- Temp. Range:** -30°F to +160°F (-34°C to +71°C)
- Brand Method:** Embossed
- Brand Example:** PARKER SERIES 7393 ROCK DUST HOSE FLAME RESISTANT MSHA NO. IC-123/22
- Design Factor:** 4:1
- Industry Standards:** MSHA
- Applications:**
  - Abrasive materials, rock dust, water
  - Dust suppression and collection systems
  - Construction, general industrial, mining
- Vacuum:** 29" Hg (737 mm Hg)
- Compare to:** ContiTech Flextra Rock Dust

### Crimp Specifications

For currently qualified crimp specifications including coupling designation, refer to CrimpSource at [www.parker.com/crimpsource](http://www.parker.com/crimpsource). Refer to the COS-K4 crimper for crimp specs for hose 4" ID and smaller. Refer to the COS-K6 or COS-K10 crimpers for hose IDs larger than 4".

# Part Number *	ID (in)	ID (mm)	Reinf Layers	OD (in)	OD (mm)	Approx Wt (lbs/ft)	Approx Wt (kg/m)	Min Bend Rad (in)	Min Bend Rad (mm)	Max WP (psi)	Max WP (bar)	Nom Std Pack Qty (ft)	Pkg Type
7393-1252	1-1/4	31.8	2	1.6	40.7	0.46	0.69	3	64	90	6	100	Coil
7393-1252050C	1-1/4	31.8	2	1.6	40.7	0.46	0.69	3	64	90	6	50	Coil
7393-1502	1-1/2	38.1	2	1.9	48.0	0.63	0.94	3	76	90	6	100	Coil
7393-1502050C	1-1/2	38.1	2	1.9	48.0	0.63	0.94	3	76	90	6	50	Coil
7393-2002	2	50.8	2	2.4	61.0	0.83	1.24	4	102	75	5	100	Coil
7393-2002050C	2	50.8	2	2.4	61.0	0.83	1.24	4	102	75	5	50	Coil
7393-2502	2-1/2	63.5	2	2.9	72.7	0.93	1.39	6	152	60	4	100	Coil
7393-2502050C	2-1/2	63.5	2	2.9	72.7	0.93	1.39	6	152	60	4	50	Coil
7393-3002	3	76.2	2	3.4	86.6	1.27	1.89	8	203	50	3	100	Coil
7393-3002050C	3	76.2	2	3.4	86.6	1.27	1.89	8	203	50	3	50	Coil

\* Part numbers ending in 050C indicate 50-ft lengths with soft cuffs each end.

**WARNING:** This product can expose you to chemicals including Carbon Black, which is known to the State of California to cause cancer. For more information go to [www.p65warnings.ca.gov](http://www.p65warnings.ca.gov).

**WARNING!** Couplings attached with bands or clamps may reduce the working pressure of the hose assembly to less than the maximum rated working pressure of the hose. Refer to the NAHAD Industrial Hose Assembly Guidelines.



# Sand Blast Hose

## Natural Rubber Tube

### Series 7244



Series 7244 is designed to blast sand and other abrasive materials to clean, condition or strip cement, steel, stone and other materials in a variety of applications. The thick, static dissipating natural rubber tube provides abrasion resistance and a heavy wall provides kink resistance. The blended rubber cover is resistant to abrasion and weathering.

- Tube:** Black natural rubber; static dissipating ; Abrasion resistance <60mm<sup>3</sup> per DIN 53516/ASTM 5963/ISO 4649
- Reinforcement:** Multiple textile plies
- Cover:** Black synthetic rubber blend
- Temp. Range:** -20°F to +160°F (-29°C to +71°C)
- Brand Method:** Embossed
- Brand Example:** PARKER SERIES 7244 SAND BLAST HOSE 300 PSI WP
- Design Factor:** 3:1
- Industry Standards:** ASME B30.27-2014
- Applications:**
- Abrasive materials, sand
  - Clean, condition or strip cement, steel, stone and other materials
  - Construction, general industrial, shipyards
- Vacuum:** Not recommended
- Compare to:** ContiTech Plicord Blast; Kuriyama Sand Blast; XF Blast

# Part Number	ID (in)	ID (mm)	Reinf Layers	OD (in)	OD (mm)	Approx Wt (lbs/ft)	Approx Wt (kg/m)	Max WP (psi)	Max WP (bar)	Nom Std Pack Qty (ft)	Pkg Type
7244-500	1/2	12.7	2	1.1	26.7	0.33	0.49	300	21	50	Coil
7244-750	3/4	19.1	4	1.5	38.6	0.68	1.01	300	21	50	Coil
7244-1000	1	25.4	4	1.9	47.4	0.95	1.42	300	21	50	Coil
7244-1250	1-1/4	31.8	4	2.1	53.8	1.12	1.67	300	21	50	Coil
7244-1500	1-1/2	38.1	4	2.4	60.1	1.28	1.91	300	21	50	Coil
7244-2000	2	50.8	4	2.9	72.8	1.61	2.40	300	21	50	Coil

**WARNING:** This product can expose you to chemicals including Carbon Black, which is known to the State of California to cause cancer. For more information go to [www.p65warnings.ca.gov](http://www.p65warnings.ca.gov).



# Deadman Twin Sensing Hose

Series 7138 (Yellow / Gray)

Series 7138 is a flexible air conduit that connects the remote hand control to the dispenser control valves in abrasive material blasting systems. When the hand trigger is disengaged, the delivery system immediately shuts down, minimizing uncontrolled high velocity discharge and spillage. Series 7138 hose lines are bonded to prevent separation and maximize flexibility, and the gray/yellow color coding provides quick and easy identification. The hose features an EPDM tube that is resistant to compressor oil mist and an EPDM cover that is resistant to abrasion, heat and weathering.

- Tube:** Black EPDM
- Reinforcement:** Multiple textile plies
- Cover:** Yellow/gray EPDM; smooth finish
- Temp. Range:** -30°F to +200°F (-34°C to +93°C)
- Brand Method:** Black ink on yellow hose
- Brand Example:** PARKER SERIES 7138 DEADMAN TWIN HOSE (ID) 200 PSI MAX WP
- Design Factor:** 4:1
- Industry Standards:** None applicable
- Applications:**
  - Air
  - Clean, condition or strip cement, steel, stone and other materials as a component of abrasive material blasting systems
  - Construction, general industrial, shipyards
- Vacuum:** Not recommended

### Crimp Specifications

For currently qualified crimp specifications including coupling designation, refer to CrimpSource at [www.parker.com/crimpsource](http://www.parker.com/crimpsource). Refer to the COS-K4 crimper for crimp specs for hose 4" ID and smaller. Refer to the COS-K6 or COS-K10 crimpers for hose IDs larger than 4".

#													
Part Number	ID (in)	ID (mm)	Reinf Layers	OD (in)	OD (mm)	Approx Wt (lbs/ft)	Approx Wt (kg/m)	Min Bend Rad (in)	Min Bend Rad (mm)	Max WP (psi)	Max WP (bar)	Nom Std Pack Qty (ft)	Pkg Type
7138-191	3/16	4.8	2	0.4	11.1	0.13	0.19	2.0	51	200	14	750	Reel

**WARNING:** This product can expose you to chemicals including Carbon Black, which is known to the State of California to cause cancer. For more information go to [www.p65warnings.ca.gov](http://www.p65warnings.ca.gov).

**WARNING!** Couplings attached with bands or clamps may reduce the working pressure of the hose assembly to less than the maximum rated working pressure of the hose. Refer to the NAHAD Industrial Hose Assembly Guidelines.



# Sand Recovery Hose














## Suction / Vacuum

### 3/16" Natural Rubber Tube

#### Series SW409

Series SW409 is a heavy duty suction and discharge hose for transfer and recovery of sand and severely abrasive materials. The static dissipating 3/16" natural rubber tube provides abrasion resistance, and the dual wire helix provides full suction capability and kink resistance. The SBR cover is resistant to abrasion, cuts, scuffs and weathering.

- Tube:** 3/16" Black natural rubber; static dissipating
- Reinforcement:** Multiple textile plies with dual wire helix
- Cover:** Black SBR; wrapped finish
- Temp. Range:** -40°F to +150°F (-40°C to +66°C)
- Brand Method:** Black text on red stripe
- Brand Example:** PARKER SERIES SW409 SAND RECOVERY HOSE XXX PSI WP
- Design Factor:** 4:1
- Industry Standards:** None applicable
- Applications:**
  - Abrasive materials, debris, sand
  - Construction, general industrial, mining, sand clean-up/recovery
- Vacuum:** 29" Hg (737 mm Hg)

# Part Number	 ID (in)	 ID (mm)	 Reinf Layers	 OD (in)	 OD (mm)	 Approx Wt (lbs/ft)	 Approx Wt (kg/m)	 Min Bend Rad (in)	 Min Bend Rad (mm)	 Max WP (psi)	 Max WP (bar)	 Nom Std Pack Qty (ft)	 Pkg Type
SW409-2000	2	50.8	2	2.8	69.9	1.41	2.10	6	152	200	14	100	Coil
SW409-3000	3	76.2	2	3.8	95.3	2.42	3.61	12	305	175	12	100	Coil
SW409-4000	4	101.6	2	4.8	120.7	3.16	4.71	16	406	150	10	100	Coil
SW409-5000	5	127.0	2	5.8	147.6	4.25	6.33	20	508	100	7	100	Coil
SW409-6000	6	152.4	2	6.8	173.0	5.30	7.90	24	610	100	7	100	Coil

**WARNING:** This product can expose you to chemicals including Carbon Black, which is known to the State of California to cause cancer. For more information go to [www.p65warnings.ca.gov](http://www.p65warnings.ca.gov).

**WARNING!** Couplings attached with bands or clamps may reduce the working pressure of the hose assembly to less than the maximum rated working pressure of the hose. Refer to the NAHAD Industrial Hose Assembly Guidelines.



## Dredge Sleeve

### 3/8" Natural Rubber Tube

Series ES907  
*Custom Made Hose*

Series ES907 is designed specifically for discharge service of abrasive materials such as debris, sand and slurries in dredging applications. The hose provides a flexible connection between lengths of pipe linked from the dredge site to the shore, compensating for the shifting and twisting of pontoons caused by water movement. The 3/8" natural rubber tube provides abrasion resistance, the heavy wall provides kink resistance and the SBR cover is resistant to abrasion, cuts, scuffs and weathering.

**NOTE:** Other customized versions of this product are available. Contact Parker.

<b>Tube:</b>	3/8" Black natural rubber
<b>Reinforcement:</b>	Multiple plies of tire cord
<b>Cover:</b>	Black SBR; wrapped finish
<b>Temp. Range:</b>	-40°F to +150°F (-40°C to +66°C)
<b>Brand Method:</b>	Black text on blue stripe
<b>Brand Example:</b>	PARKER SERIES ES907 DREDGE SLEEVE
<b>Design Factor:</b>	4:1
<b>Industry Standards:</b>	None applicable
<b>Applications:</b>	<ul style="list-style-type: none"> <li>• Light abrasive materials, sand, small gravel</li> <li>• Dredging operations in coastal areas, gravel pits, lakes, rivers</li> </ul>
<b>Vacuum:</b>	Not recommended
<b>Couplings:</b>	Plain or enlarged ends only; contact Parker

#										
Part Number	ID (in)	ID (mm)	Reinf Layers	OD (in)	OD (mm)	Approx Wt (lbs/ft)	Approx Wt (kg/m)	Max WP (psi)	Max WP (bar)	Max Lg (ft)
ES907-4000	4	101.6	2	5.2	130.2	3.50	5.52	150	10	50
ES907-4500	4-1/2	114.3	2	5.6	142.9	3.90	5.81	150	10	50
ES907-5000	5	127.0	2	6.1	155.6	4.30	6.41	150	10	50
ES907-6000	6	152.4	4	7.3	185.7	6.10	9.09	150	10	50
ES907-6625	6-5/8	168.3	4	7.9	200.0	7.00	10.43	150	10	50
ES907-8000	8	203.2	4	9.3	236.5	8.30	12.37	150	10	50
ES907-8625	8-5/8	219.1	4	10.0	254.0	8.90	13.26	150	10	50
ES907-10000	10	254.0	6	11.6	295.3	12.00	17.88	150	10	50
ES907-10750	10-3/4	273.1	6	12.4	314.5	12.70	18.92	150	10	50
ES907-12000	12	304.8	6	13.6	346.1	14.40	21.46	150	10	50
ES907-12750	12-3/4	323.9	6	14.4	365.1	16.00	23.84	150	10	50
ES907-13250	13-1/4	336.6	6	14.9	377.8	17.00	25.33	150	10	50
ES907-14000	14	355.6	6	15.6	396.9	18.50	27.57	150	10	50
ES907-16000	16	406.4	8	17.9	454.0	23.00	34.27	150	10	50
ES907-18000	18	457.2	8	19.9	504.8	26.00	38.74	150	10	50

**WARNING:** This product can expose you to chemicals including Carbon Black, which is known to the State of California to cause cancer. For more information go to [www.p65warnings.ca.gov](http://www.p65warnings.ca.gov).





# Heavy Duty Dredge Sleeve

## 1/2" Natural Rubber Tube











Series ES908

*Custom Made Hose*

Series ES908 is designed specifically for extreme discharge service of abrasive materials such as debris, sand and slurries in dredging applications. The hose provides a flexible connection between lengths of pipe linked from the dredge site to the shore, compensating for the shifting and twisting of pontoons caused by water movement. The 1/2" extra-thick natural rubber tube provides superior abrasion resistance, the heavy wall provides kink resistance and the SBR cover is resistant to abrasion, cuts, scuffs and weathering.

**NOTE:** Other customized versions of this product are available. Contact Parker.

- Tube:** 1/2" Black natural rubber
- Reinforcement:** Multiple plies of tire cord
- Cover:** Black SBR; wrapped finish
- Temp. Range:** -40°F to +150°F (-40°C to +66°C)
- Brand Method:** Black text on blue stripe
- Brand Example:** PARKER SERIES ES908 DREDGE SLEEVE
- Design Factor:** 4:1
- Industry Standards:** None applicable
- Applications:**
  - Extreme abrasive materials, large gravel, sand, shells
  - Dredging operations in coastal areas, gravel pits, lakes, rivers
- Vacuum:** Not recommended
- Couplings:** Plain or enlarged ends only; contact Parker

# Part Number	 ID (in)	 ID (mm)	 Reinf Layers	 OD (in)	 OD (mm)	 Approx Wt (lbs/ft)	 Approx Wt (kg/m)	 Max WP (psi)	 Max WP (bar)	 Max Lg (ft)
ES908-4000	4	101.6	2	5.4	136.5	4.40	6.56	150	10	50
ES908-4500	4-1/2	114.3	2	5.8	147.6	4.90	7.30	150	10	50
ES908-5000	5	127.0	2	6.7	169.9	5.40	8.05	150	10	50
ES908-6000	6	152.4	4	7.6	193.7	7.40	11.03	150	10	50
ES908-6625	6-5/8	168.3	4	8.1	206.4	8.00	11.92	150	10	50
ES908-8000	8	203.2	4	9.6	244.5	9.90	14.75	150	10	50
ES908-8625	8-5/8	219.1	4	10.2	258.8	11.00	16.39	150	10	50
ES908-10000	10	254.0	6	11.8	300.0	14.00	20.86	150	10	50
ES908-10750	10-3/4	273.1	6	12.6	320.7	15.10	22.50	150	10	50
ES908-12000	12	304.8	6	13.8	350.8	16.80	25.03	150	10	50
ES908-12750	12-3/4	323.9	6	14.6	371.5	18.00	26.82	150	10	50
ES908-13250	13-1/4	336.6	6	15.1	384.2	19.00	28.31	150	10	50
ES908-14000	14	355.6	6	15.8	401.6	20.00	29.80	150	10	50
ES908-16000	16	406.4	8	18.0	457.2	26.00	38.74	150	10	50
ES908-18000	18	457.2	8	20.0	508.0	28.00	41.72	150	10	50

**WARNING:** This product can expose you to chemicals including Carbon Black, which is known to the State of California to cause cancer. For more information go to [www.p65warnings.ca.gov](http://www.p65warnings.ca.gov).



# Dredge Sand Suction Hose

## 3/8" Natural Rubber Tube

Series EW708

*Custom Made Hose*

Series EW708 is designed specifically for heavy duty suction and discharge service of abrasive materials such as debris, sand and slurries in dredging applications. The hose provides a flexible connection between moveable suction lines and pump inlets on dredge barges. The 3/8" natural rubber tube provides abrasion resistance, the heavy wall provides kink resistance and the SBR cover is resistant to abrasion, cuts, scuffs and weathering.

**NOTE:** Other customized versions of this product are available. Contact Parker.

- Tube:** 3/8" Black natural rubber
- Reinforcement:** Multiple plies of tire cord with wire helix
- Cover:** Black SBR; wrapped finish
- Temp. Range:** -40°F to +150°F (-40°C to +66°C)
- Brand Method:** Black text on blue stripe
- Brand Example:** PARKER SERIES EW708 SAND SUCTION HOSE
- Design Factor:** 4:1
- Industry Standards:** None applicable
- Applications:**
  - Light abrasive materials, sand, small gravel
  - Dredging operations in coastal areas, gravel pits, lakes, rivers
- Vacuum:** 29" Hg (737 mm Hg)
- Couplings:** Contact Parker

#												
Part Number	ID (in)	ID (mm)	Reinf Layers	OD (in)	OD (mm)	Approx Wt (lbs/ft)	Approx Wt (kg/m)	Min Bend Rad (in)	Min Bend Rad (mm)	Max WP (psi)	Max WP (bar)	Max Lg (ft)
EW708-4000	4	101.6	4	5.5	139.7	5.90	8.79	24	609.6	200	14	50
EW708-4500	4-1/2	114.3	4	6.0	152.4	6.50	9.69	27	685.8	200	14	50
EW708-5000	5	127.0	4	6.5	165.1	7.40	11.03	30	762.0	200	14	50
EW708-5500	5-1/2	139.7	4	7.0	177.8	8.10	12.07	33	838.2	175	12	50
EW708-6000	6	152.4	4	7.6	193.7	10.10	15.05	36	914.4	175	12	50
EW708-6625	6-5/8	168.3	4	8.3	209.6	11.00	16.39	41	1041.4	150	10	50
EW708-8000	8	203.2	4	9.8	247.7	14.40	21.46	48	1219.2	150	10	50
EW708-8625	8-5/8	219.1	4	10.3	261.9	16.20	24.14	54	1371.6	150	10	50
EW708-10000	10	254.0	6	12.1	308.0	21.40	31.89	60	1524.0	150	10	50
EW708-10750	10-3/4	273.1	6	12.9	327.0	24.90	37.10	65	1651.0	150	10	50
EW708-12000	12	304.8	6	14.0	355.6	26.70	39.78	72	1828.8	150	10	50
EW708-12750	12-3/4	323.9	6	14.9	377.8	31.60	47.08	77	1955.8	150	10	50
EW708-13250	13-1/4	336.6	6	15.3	388.9	32.50	48.43	80	2032.0	150	10	50
EW708-14000	14	355.6	6	16.1	409.6	34.50	51.41	84	2133.6	150	10	50
EW708-15000	15	381.0	8	17.1	435.0	36.70	54.68	90	2286.0	150	10	50
EW708-16000	16	406.4	8	18.2	462.0	43.00	64.07	96	2438.4	150	10	50
EW708-18000	18	457.2	8	20.5	520.7	55.00	81.95	102	2590.8	150	10	50

**WARNING:** This product can expose you to chemicals including Carbon Black, which is known to the State of California to cause cancer. For more information go to [www.p65warnings.ca.gov](http://www.p65warnings.ca.gov).



# Dredge Sand Suction Hose

## 1/2" Natural Rubber Tube













Series EW709

**Custom Made Hose**

Series EW709 is designed specifically for extreme heavy duty suction and discharge service of abrasive materials such as debris, sand and slurries in dredging applications. The hose provides a flexible connection between moveable suction lines and pump inlets on dredge barges. The 1/2" extra-thick natural rubber tube provides abrasion resistance, the heavy wall provides kink resistance and the SBR cover is resistant to abrasion, cuts, scuffs and weathering.

**NOTE:** Other customized versions of this product are available. Contact Parker.

- Tube:** 1/2" Black natural rubber
- Reinforcement:** Multiple plies of tire cord with wire helix
- Cover:** Black SBR; wrapped finish
- Temp. Range:** -40°F to +150°F (-40°C to +66°C)
- Brand Method:** Black text on blue stripe
- Brand Example:** PARKER SERIES EW709 SAND SUCTION HOSE
- Design Factor:** 4:1
- Industry Standards:** None applicable
- Applications:**
  - Extreme abrasive materials, large gravel, sand, shells
  - Dredging operations in coastal areas, gravel pits, lakes, rivers
- Vacuum:** 29" Hg (737 mm Hg)
- Couplings:** Contact Parker

# Part Number	 ID (in)	 ID (mm)	 Reinf Layers	 OD (in)	 OD (mm)	 Approx Wt (lbs/ft)	 Approx Wt (kg/m)	 Min Bend Rad (in)	 Min Bend Rad (mm)	 Max WP (psi)	 Max WP (bar)	 Max Lg (ft)
EW709-4000	4	101.6	4	5.8	147.6	6.90	10.28	27	686	200	14	50
EW709-4500	4-1/2	114.3	4	6.3	160.3	7.60	11.32	30	762	200	14	50
EW709-5000	5	127.0	4	6.8	173.0	8.60	12.81	33	838	200	14	50
EW709-5500	5-1/2	139.7	4	7.3	185.7	9.40	14.01	37	940	175	12	50
EW709-6000	6	152.4	4	7.8	198.4	11.50	17.14	40	1016	175	12	50
EW709-6625	6-5/8	168.3	4	8.5	215.9	12.50	18.63	46	1168	150	10	50
EW709-8000	8	203.2	4	9.9	251.6	16.20	24.14	53	1346	150	10	50
EW709-8625	8-5/8	219.1	4	10.6	269.9	18.20	27.12	60	1524	150	10	50
EW709-10000	10	254.0	6	12.3	312.7	23.70	35.31	67	1702	150	10	50
EW709-10750	10-3/4	273.1	6	13.0	330.2	27.30	40.68	72	1829	150	10	50
EW709-12000	12	304.8	6	14.3	363.5	29.40	43.81	80	2032	150	10	50
EW709-12750	12-3/4	323.9	6	15.1	384.2	34.50	51.41	86	2184	150	10	50
EW709-13250	13-1/4	336.6	6	15.6	396.9	35.50	52.90	89	2261	150	10	50
EW709-14000	14	355.6	6	16.3	414.3	37.60	56.02	93	2362	150	10	50
EW709-15000	15	381.0	8	17.3	439.7	40.00	59.60	100	2540	150	10	50
EW709-16000	16	406.4	8	18.5	469.9	46.50	69.29	107	2718	150	10	50
EW709-18000	18	457.2	8	20.5	520.7	62.00	92.38	120	3048	150	10	50

**WARNING:** This product can expose you to chemicals including Carbon Black, which is known to the State of California to cause cancer. For more information go to [www.p65warnings.ca.gov](http://www.p65warnings.ca.gov).



## MPW-1000® High Pressure Wire Braid Multipurpose Hose

### Series 7204

Series 7204 is an extremely versatile hose designed to handle air, mild chemicals, oil, refined fuels such as biodiesel (to B20 in dedicated and non-dedicated service), diesel, ethanol and gasoline, saturated steam and water. The hose construction incorporates a premium grade tube especially suited for high temperature materials such as hot asphalt, glue, oil, tar and wax to 300°F continuous/350°F intermittent (149°C/177°C). The high tensile wire braid reinforcement provides durability, kink resistance, high pressure capability and superior coupling retention, and the cover is resistant to heat, oil and weathering. Series 7204 is also designed for saturated steam applications at temperatures to 368°F (187°C) and pressures to 150 psi (10.3 bar). The tube resists popcorning and oil-based detergents and rust inhibitors found in steam systems.

**NOTES:**

- Do not use in hot, dry air applications.
- Do not use to dispense or transfer biodiesel, diesel fuel or gasoline in regulated service (API, NFPA, UL, ULC or any other agency approval or listing).
- Do not use in vehicle engine applications.
- Refer to the Refined Fuel/Hose Compatibility Table in the Media Compatibility section.

<b>Tube:</b>	Black nitrile
<b>Reinforcement:</b>	One wire braid
<b>Cover:</b>	Black chloroprene; perforated wrapped finish
<b>Temp. Range:</b>	<b>Air:</b> -20°F to +158°F (-29°C to +70°C) <b>Steam:</b> -20°F to +368°F (-29°C to +187°C) saturated steam to 150 psi max WP <b>Other:</b> -20°F to +300°F (-29°C to +149°C) / 350°F (177°C) intermittent
<b>Brand Method:</b>	Embossed
<b>Brand Example:</b>	PARKER SERIES 7204 - MPW XXX PSI MAX WP
<b>Design Factor:</b>	4:1 (10:1 steam @ 150 psi/10 bar)
<b>Industry Standards:</b>	None applicable
<b>Applications:</b>	<ul style="list-style-type: none"> <li>• Air, mild chemicals, oil, water; hot asphalt, glue, oil, tar and wax; steam; biodiesel (to B20 in dedicated and non-dedicated service), diesel, ethanol, gasoline</li> <li>• High pressure washdown; cleaning containment vessels and manufacturing equipment; cleaning and heating processing equipment</li> <li>• General industrial, manufacturing and processing plants, refineries</li> </ul>
<b>Vacuum:</b>	Not recommended
<b>Compare to:</b>	Boston Hot Tar Pumping; ContiTech Pyroflex; Gates 319MB Gold Master

(Continued on the following page)

**⚠ WARNING:** This product can expose you to chemicals including Carbon Black, which is known to the State of California to cause cancer. For more information go to [www.p65warnings.ca.gov](http://www.p65warnings.ca.gov).









#### ⚠ WARNINGS!

- ▶ Failure to properly inspect, maintain, test and use steam hose assemblies may result in property damage, personal injury or death. Refer to ARPM publication IP-11-1, "Guide for Use, Testing and Inspection of Steam Hose."
- ▶ Water changes to hot water and phases of steam when subjected to heat and pressure. The greater the pressure, the higher the temperature required to achieve and maintain a steam phase. If steam escapes, dangerous quantities of heat may be released very suddenly. Exposure to hot water, low pressure steam and high pressure steam may cause severe scalding or fatal burns.
- ▶ Use only hoses designated for steam service for steam applications. Use ONLY Parker recommended hose/coupling combinations for steam applications. Refer to CrimpSource® at [www.parker.com/crimpsource](http://www.parker.com/crimpsource).
- ▶ Prior to use with detergents or rust inhibitors, refer to the chemical guide in this catalog or contact Parker.
- ▶ Drain steam hose after each use to reduce the possibility of hose popcorning while in service.
- ▶ Couplings attached with bands or clamps may reduce the working pressure of the hose assembly to less than the maximum rated working pressure of the hose. Refer to the NAHAD Industrial Hose Assembly Guidelines.

# Series 7204 – MPW-1000® High Pressure Wire Braid Multipurpose Hose (Continued)

**Crimp Specifications**

For currently qualified crimp specifications including coupling designation, refer to CrimpSource at [www.parker.com/crimpsource](http://www.parker.com/crimpsource). Refer to the COS-K4 crimper for crimp specs for hose 4" ID and smaller. Refer to the COS-K6 or COS-K10 crimpers for hose IDs larger than 4".

# Part Number													
	ID (in)	ID (mm)	Reinf Layers	OD (in)	OD (mm)	Approx Wt (lbs/ft)	Approx Wt (kg/m)	Min Bend Rad (in)	Min Bend Rad (mm)	Max WP (psi)	Max WP (bar)	Nom Std Pack Qty (ft)	Pkg Type
7204-501	1/2	12.7	1	0.9	23.0	0.34	0.51	7	178	1000	69	500	Reel
7204-751	3/4	19.1	1	1.2	30.1	0.52	0.77	10	254	1000	69	500	Reel
7204-1001	1	25.4	1	1.5	38.1	0.75	1.12	12	305	1000	69	500	Reel

**WARNING:** This product can expose you to chemicals including Carbon Black, which is known to the State of California to cause cancer. For more information go to [www.p65warnings.ca.gov](http://www.p65warnings.ca.gov).



# WILDCATTER®

## Hot Tar Hose

Series SW387

Series SW387 is a suction and discharge hose for high temperature materials such as hot asphalt, glue, oil, tar and wax to 300°F continuous/350°F intermittent (149°C/177°C). The hose construction incorporates a dual wire helix that provides full suction capability, kink resistance and a path to conduct a static electrical charge to ground. The cover is resistant to abrasion, heat, oil and weathering.

**NOTE:** For other hot tar and asphalt hoses, refer to Series 7204 and Series EW499.

The Wildcatter trade name indicates the product is designed and manufactured for premium service in oilfield applications. However, Wildcatter products may be used in other industries, markets and applications where the product meets the required performance criteria.

- Tube:** Black nitrile; ARPM Class A oil resistance
- Reinforcement:** Multiple textile plies with dual wire helix
- Cover:** Black nitrile; ARPM Class A oil resistance; wrapped finish
- Temp. Range:** -40°F to +350°F (-40°C to +177°C)
- Brand Method:** Black text on red stripe
- Brand Example:** PARKER WILDCATTER SW387 HOT TAR HOSE 150 PSI MAX WP
- Design Factor:** 4:1
- Industry Standards:** None applicable
- Applications:**
  - Hot asphalt, glue, oil, tar
  - In-plant and storage tank transfer
  - Delivery, transport applicator trucks
- Vacuum:** 29" Hg (737 mm Hg)
- Compare to:** Boston Black Cat; ContiTech Pyroflex; Thermoid Transporter

### Crimp Specifications

For currently qualified crimp specifications including coupling designation, refer to CrimpSource at [www.parker.com/crimpsource](http://www.parker.com/crimpsource). Refer to the COS-K4 crimper for crimp specs for hose 4" ID and smaller. Refer to the COS-K6 or COS-K10 crimpers for hose IDs larger than 4".

#													
Part Number	ID (in)	ID (mm)	Reinf Layers	OD (in)	OD (mm)	Approx Wt (lbs/ft)	Approx Wt (kg/m)	Min Bend Rad (in)	Min Bend Rad (mm)	Max WP (psi)	Max WP (bar)	Nom Std Pack Qty (ft)	Pkg Type
SW387-1500	1-1/2	38.1	2	2.1	54.0	0.98	1.46	6	152	150	10	100	Coil
SW387-2000	2	50.8	2	2.6	66.7	1.43	2.13	8	203	150	10	100	Coil
SW387-2500	2-1/2	63.5	2	3.4	85.7	1.84	2.74	10	254	150	10	100	Coil
SW387-3000	3	76.2	2	3.8	95.3	2.42	3.61	12	305	150	10	100	Coil
SW387-4000	4	101.6	2	4.8	122.2	3.60	5.36	18	457	150	10	100	Coil

**WARNING:** This product can expose you to chemicals including Carbon Black, which is known to the State of California to cause cancer. For more information go to [www.p65warnings.ca.gov](http://www.p65warnings.ca.gov).

**WARNING!** Do not use for continuous service at 350°F. Do not use above 350°F for any service or any duration. Using above the recommended service duration or temperature may lead to premature hose failure and property damage, personal injury or death.

Oilfield Hose



## Hose Selector Guide – by application

Series	Trademark	Hose Application / Construction		Tube	Cover	Size Range (in)	Pressure Range (psi)	Temp Range (°F)	Page No.
7213E	WILDCATTER®	Oil, sediment, waste, water	Suction, corrugated	Nitrile/SBR	Nitrile/SBR	1-1/2 - 4	150	-22 / +185	151
7234	WILDCATTER®	Rotary drill		Synthetic Rubber	Synthetic Rubber	2 - 3	3000	-40 / +250	154
7301	WILDCATTER®	Hot oil, large diameter	High pressure	Chloroprene	Chloroprene	1-1/2	2250	-40 / +275	153
7311N	WILDCATTER®	Oil, refined fuels, water	High pressure	Nitrile	Nitrile	3 - 4	400	-40 / +200	156
7311NXT	WILDCATTER®	Oil, refined fuels, water	High pressure	Nitrile	Nitrile/UHMWPE	3 - 4	400	-40 / +200	156
7331	WILDCATTER®	Oil, refined fuels, water	High pressure	Nitrile	Nitrile	2 - 6	400	-40 / +200	155
7331XT	WILDCATTER®	Oil, refined fuels, water	High pressure	Nitrile	Nitrile/UHMWPE	6	400	-40 / +200	155
SS111		Water jetting	High pressure	SBR	SBR	2 - 6	500-800	-40 / +180	152

The above table is a guide only. It is the responsibility of the end user to select and/or test the most appropriate product for the application. Contact Parker for additional information.

**See the pages immediately following the Table of Contents for a complete index by series, and by product application and name.**

Due to continual product improvements, Parker reserves the right to alter specifications without prior notice.





# WILDCATTER® BS & W™ Corrugated Vacuum Hose

Series 7213E

Series 7213E is a flexible yet durable suction and discharge hose designed to handle brine, crude oil, mild chemicals, petroleum waste, sediments, sludge, slurries and water in harsh oilfield bottom sediment and waste pit recovery applications. The corrugated hose construction incorporates a wire helix that provides full suction capability, flexibility, kink resistance, and a path to conduct a static electrical charge to ground. The nitrile/SBR cover is resistant to abrasion, oil and weathering.














- NOTES:**
- Do not use with refined oil or fuel.
  - This hose is not intended to transfer undiluted solutions of diesel fuel, fuel oil, kerosene or petroleum distillates. However, it is suitable for transferring brine, crude oil, drilling mud, fracking fluids, fresh water, mild chemicals, salt water and slurries that may contain additives such as diesel fuel, fuel oil, kerosene or petroleum distillates that are used as corrosion or freeze inhibitors, or gelling agents.

The Wildcatter trade name indicates the product is designed and manufactured for premium service in oilfield applications. However, Wildcatter products may be used in other industries, markets and applications where the product meets the required performance criteria.

<b>Tube:</b>	Black nitrile/SBR; ARPM Class A oil resistance
<b>Reinforcement:</b>	Multiple textile plies with wire helix
<b>Cover:</b>	Black nitrile/SBR corrugated wrapped finish; ARPM Class A oil resistance
<b>Temp. Range:</b>	-22°F to +185°F (-30°C to +85°C)
<b>Brand Method:</b>	White text on blue stripe
<b>Brand Example:</b>	PARKER <b>WILDCATTER</b> 7213E BS&W OILFIELD SUCTION HOSE 150 PSI MAX WP
<b>Industry Standards:</b>	None applicable
<b>Applications:</b>	<ul style="list-style-type: none"> <li>• Brine, crude oil, mild chemicals, petroleum waste, sediments, sludge, slurries, water</li> <li>• Oilfield waste recovery, general industrial</li> </ul>
<b>Vacuum:</b>	29" Hg (737 mm Hg)
<b>Compare to:</b>	ContiTech Flextra Oilfield; Jason Tupelo 4677; Kuriyama T601AA; Texcel Tex-Vac;

## Crimp Specifications

For currently qualified crimp specifications including coupling designation, refer to CrimpSource at [www.parker.com/crimpsource](http://www.parker.com/crimpsource). Refer to the COS-K4 crimper for crimp specs for hose 4" ID and smaller. Refer to the COS-K6 or COS-K10 crimpers for hose IDs larger than 4".

# Part Number	 ID (in)	 ID (mm)	 Reinf Layers	 OD (in)	 OD (mm)	 Approx Wt (lbs/ft)	 Approx Wt (kg/m)	 Min Bend Rad (in)	 Min Bend Rad (mm)	 Max WP (psi)	 Max WP (bar)	 Nom Std Pack Qty (ft)	 Pkg Type
7213E-1500	1-1/2	38.1	2	2.0	50.2	0.86	1.28	4	102	150	10	100	Coil
7213E-2000	2	50.8	3	2.4	62.0	1.02	1.52	5	127	150	10	100	Coil
7213E-2500	2-1/2	63.5	3	3.0	75.0	1.29	1.92	6	158	150	10	100	Coil
7213E-3002	3	76.2	3	3.5	89.0	1.52	2.26	8	193	150	10	100	Coil
7213E-4002	4	101.6	3	4.6	116.0	2.49	3.71	12	305	150	10	100	Coil

**WARNING:** This product can expose you to chemicals including Carbon Black, which is known to the State of California to cause cancer. For more information go to [www.p65warnings.ca.gov](http://www.p65warnings.ca.gov).

**WARNING!** Couplings attached with bands or clamps may reduce the working pressure of the hose assembly to less than the maximum rated working pressure of the hose. Refer to the NAHAD Industrial Hose Assembly Guidelines.



# High Pressure Jetting Hose












## Series SS111

Series SS111 is a heavy duty jetting hose for slurries and water. The hose construction provides high pressure, high volume flow for cleanup and washdown applications, and the SBR cover is resistant to abrasion and weathering.

<b>Tube:</b>	Black SBR
<b>Reinforcement:</b>	Multiple textile plies
<b>Cover:</b>	Black SBR; wrapped finish
<b>Temp. Range:</b>	-40°F to +180°F (-40°C to +82°C)
<b>Brand Method:</b>	Black text on blue stripe
<b>Brand Example:</b>	PARKER SERIES SS111 HIGH PRESSURE WATER JETTING XXX PSI WP
<b>Design Factor:</b>	4:1
<b>Industry Standards:</b>	None applicable
<b>Applications:</b>	<ul style="list-style-type: none"> <li>• Slurries, water</li> <li>• Cable cover, cleaning, stripping, washdown</li> <li>• Construction, general industrial, oilfield, shipyards</li> </ul>
<b>Vacuum:</b>	Not recommended

### Crimp Specifications

For currently qualified crimp specifications including coupling designation, refer to CrimpSource at [www.parker.com/crimpsource](http://www.parker.com/crimpsource). Refer to the COS-K4 crimper for crimp specs for hose 4" ID and smaller. Refer to the COS-K6 or COS-K10 crimpers for hose IDs larger than 4".

#											
Part Number	ID (in)	ID (mm)	Reinf Layers	OD (in)	OD (mm)	Approx Wt (lbs/ft)	Approx Wt (kg/m)	Max WP (psi)	Max WP (bar)	Nom Std Pack Qty (ft)	Pkg Type
SS111-2000	2	50.8	6	2.8	71.4	1.13	1.68	800	55	100	Coil
SS111-2500	2-1/2	63.5	6	3.3	84.2	1.37	2.04	800	55	100	Coil
SS111-3000	3	76.2	6	3.8	96.8	2.42	3.61	800	55	100	Coil
SS111-4000	4	101.6	6	4.8	122.2	3.10	4.62	800	55	100	Coil
SS111-5000	5	127.0	6	5.8	147.6	3.77	5.62	500	35	100	Coil
SS111-6000	6	152.4	8	7.0	177.8	5.23	7.79	500	35	100	Coil

**WARNING:** This product can expose you to chemicals including Carbon Black, which is known to the State of California to cause cancer. For more information go to [www.p65warnings.ca.gov](http://www.p65warnings.ca.gov).

**WARNING!** Couplings attached with bands or clamps may reduce the working pressure of the hose assembly to less than the maximum rated working pressure of the hose. Refer to the NAHAD Industrial Hose Assembly Guidelines.



## WILDCATTER®

### Hot Oiler Hose

#### Series 7301









Series 7301 is a heavy duty, high pressure hose for hot oil at 275°F continuous/300°F intermittent (135°C/149°C). The hose construction incorporates multiple wire braids of reinforcement for crush resistance, durability, kink resistance and a path to conduct a static electrical charge to ground. The cover is resistant to abrasion, heat, oil and weathering.

The Wildcatter trade name indicates the product is designed and manufactured for premium service in oilfield applications. However, Wildcatter products may be used in other industries, markets and applications where the product meets the required performance criteria.

<b>Tube:</b>	Black chloroprene
<b>Reinforcement:</b>	Multiple wire braids
<b>Cover:</b>	Black chloroprene; perforated wrapped finish
<b>Temp. Range:</b>	-40°F to +275°F/300°F (-40°C to +135°C/149°C)
<b>Brand Method:</b>	Red text on black stripe
<b>Brand Example:</b>	PARKER <b>WILDCATTER</b> 7301 HOT OILER HOSE (ID) 2250 PSI MAX WP TEMP RATING 275°F CONTINUOUS 300°F INTERMITTENT
<b>Design Factor:</b>	3:1
<b>Industry Standards:</b>	None applicable
<b>Applications:</b>	<ul style="list-style-type: none"> <li>• Hot asphalt, glue, tar, oil, wax</li> <li>• In-plant transfer; delivery trucks</li> <li>• Construction, general industrial, oilfield</li> </ul>
<b>Vacuum:</b>	Not recommended

#### Crimp Specifications

For currently qualified crimp specifications including coupling designation, refer to CrimpSource at [www.parker.com/crimpsource](http://www.parker.com/crimpsource). Refer to the COS-K4 crimper for crimp specs for hose 4" ID and smaller. Refer to the COS-K6 or COS-K10 crimpers for hose IDs larger than 4".

#													
Part Number	ID (in)	ID (mm)	Reinf Layers	OD (in)	OD (mm)	Approx Wt (lbs/ft)	Approx Wt (kg/m)	Min Bend Rad (in)	Min Bend Rad (mm)	Max WP (psi)	Max WP (bar)	Nom Std Pack Qty (ft)	Pkg Type
7301-1502150	1-1/2	38.1	2	2.1	53.3	1.70	2.53	13	330	2250	155	150	Coil

**WARNING:** This product can expose you to chemicals including Carbon Black, which is known to the State of California to cause cancer. For more information go to [www.p65warnings.ca.gov](http://www.p65warnings.ca.gov).

**WARNING!** Couplings attached with bands or clamps may reduce the working pressure of the hose assembly to less than the maximum rated working pressure of the hose. Refer to the NAHAD Industrial Hose Assembly Guidelines.



## WILDCATTER® Slim Hole Rotary Drill Hose

### Series 7234

Series 7234 is a heavy duty, high pressure, versatile hose designed to handle cement solutions, mild chemicals, oil and water in oilfield applications such as rotary service on portable drilling units, reverse circulation systems, seismic equipment and workover rigs. The hose construction incorporates multiple plies of high tensile wire reinforcement that provide high pressure capability, crush resistance, durability, kink resistance and a path to conduct a static electrical charge to ground. The nitrile/PVC cover is resistant to abrasion, oil and weathering.

The Wildcatter trade name indicates the product is designed and manufactured for premium service in oilfield applications. However, Wildcatter products may be used in other industries, markets and applications where the product meets the required performance criteria.

<b>Tube:</b>	Black synthetic rubber
<b>Reinforcement:</b>	Multiple wire plies
<b>Cover:</b>	Black synthetic rubber; wrapped finish
<b>Temp. Range:</b>	(2" ID) -40°F to +200°F (-40°C to +93°C) (3" ID) -40°F to +250°F (-40°C to +121°C)
<b>Brand Method:</b>	Yellow text on blue stripe
<b>Brand Example:</b>	PARKER <b>WILDCATTER</b> 7234 SLIM HOLE ROTARY DRILL HOSE 3000 PSI MAX WP
<b>Design Factor:</b>	(2" ID) 3.3:1 (3" ID) 2.5:1
<b>Industry Standards:</b>	None applicable
<b>Applications:</b>	<ul style="list-style-type: none"> <li>• Cement solutions, mild chemicals, oil, water</li> <li>• Portable drilling units, workover rigs</li> <li>• General industrial, oilfield</li> </ul>
<b>Vacuum:</b>	Not recommended
<b>Compare to:</b>	Gates Powerbraid Plus Slim Rotary Hole

### Crimp Specifications

For currently qualified crimp specifications including coupling designation, refer to CrimpSource at [www.parker.com/crimpsource](http://www.parker.com/crimpsource). Refer to the COS-K4 crimper for crimp specs for hose 4" ID and smaller. Refer to the COS-K6 or COS-K10 crimpers for hose IDs larger than 4".

#													
Part Number	ID (in)	ID (mm)	Reinf Layers	OD (in)	OD (mm)	Approx Wt (lbs/ft)	Approx Wt (kg/m)	Min Bend Rad (in)	Min Bend Rad (mm)	Max WP (psi)	Max WP (bar)	Nom Std Pack Qty (ft)	Pkg Type
7234-2002	2	50.8	4	2.6	65.9	2.75	4.10	13	318	3000	207	100	Coil
7234-3000	3	76.2	4	3.8	96.0	4.60	6.85	44	1105	3000	207	100	Coil

**WARNING:** This product can expose you to chemicals including Carbon Black, which is known to the State of California to cause cancer. For more information go to [www.p65warnings.ca.gov](http://www.p65warnings.ca.gov).

**WARNING!** Couplings attached with bands or clamps may reduce the working pressure of the hose assembly to less than the maximum rated working pressure of the hose. Refer to the NAHAD Industrial Hose Assembly Guidelines.



## WILDCATTER® Multipurpose Fracking Hose

Series 7331/7331XT














Series 7331/7331XT is a high pressure oilfield stimulation/fracking suction & discharge hose designed to handle oil and refined fuels such as biodiesel (to B20 in dedicated service), diesel, ethanol and gasoline, as well as brine, mild chemicals, fracking fluids, drilling mud, petroleum waste, slurries and water. The heavy duty multipurpose hose construction provides an extended service life in multiple applications, and incorporates a wire helix that provides full suction capability, kink resistance, flexibility for ease of handling and a path to conduct a static electrical charge to ground. The cover is resistant to abrasion, oil and weathering.

The Wildcatter trade name indicates the product is designed and manufactured for premium service in oilfield applications. However, Wildcatter products may be used in other industries, markets and applications where the product meets the required performance criteria.

<b>Tube:</b>	Black nitrile; ARPM Class A oil resistance
<b>Reinforcement:</b>	Multiple textile plies with one or multiple wire helixes
<b>Cover:</b>	7331: Black nitrile blend; wrapped finish 7331XT: Black nitrile blend with sleek UHMWPE abrasion resistant finish
<b>Temp. Range:</b>	-40°F to +200°F (-40°C to +93°C)
<b>Brand Method:</b>	Blue text on yellow stripe
<b>Brand Example:</b>	PARKER <b>WILDCATTER</b> (7331) (7331XT) SUCTION HOSE 400 PSI
<b>Design Factor:</b>	4:1
<b>Industry Standards:</b>	None applicable
<b>Applications:</b>	<ul style="list-style-type: none"> <li>• Biodiesel (to B20 in dedicated service), diesel, ethanol, gasoline, oil</li> <li>• Brine, mild chemicals, fracking fluids, drilling mud, petroleum waste, slurries, water</li> <li>• General industrial, oilfield</li> </ul>
<b>Vacuum:</b>	29" Hg (737 mm Hg)

### Crimp Specifications

For currently qualified crimp specifications including coupling designation, refer to CrimpSource at [www.parker.com/crimpsource](http://www.parker.com/crimpsource). Refer to the COS-K4 crimper for crimp specs for hose 4" ID and smaller. Refer to the COS-K6 or COS-K10 crimpers for hose IDs larger than 4".

# Part Number	 ID (in)	 ID (mm)	 Reinf Layers	 OD (in)	 OD (mm)	 Approx Wt (lbs/ft)	 Approx Wt (kg/m)	 Min Bend Rad (in)	 Min Bend Rad (mm)	 Max WP (psi)	 Max WP (bar)	 Nom Std Pack Qty (ft)	 Pkg Type
7331-2000	2	50.8	2	2.6	64.8	1.16	1.73	8	203	400	28	100	Coil
7331-3000	3	76.2	2	3.6	91.7	1.98	2.95	15	381	400	28	100	Coil
7331-4000	4	101.6	4	4.9	124.2	3.90	5.81	20	508	400	28	100	Coil
7331-6000	6	152.4	6	7.1	179.0	7.65	11.40	36	914	400	28	100	Coil
7331XT-6000	6	152.4	6	7.1	179.3	7.08	10.54	36	914	400	28	100	Coil

**WARNING:** This product can expose you to chemicals including DEHP, which is known to the State of California to cause cancer and birth defects or other reproductive harm. For more information go to [www.p65warnings.ca.gov](http://www.p65warnings.ca.gov).

**WARNING!** Do not use for continuous service at 350°F. Do not use above 350°F for any service or any duration. Using above the recommended service duration or temperature may lead to premature hose failure and property damage, personal injury or death.



## WILDCATTER® Multipurpose Fracking Hose

Series 7311N / 7311NXT

Series 7311N/7311NXT is a high pressure oilfield stimulation/fracking discharge hose designed to handle oil and refined fuels such as biodiesel (to B20 in dedicated service), diesel, ethanol and gasoline, as well as brine, mild chemicals, fracking fluids, drilling mud, petroleum waste, slurries and water. The heavy duty multipurpose hose construction helps to extend service life in multiple applications, and incorporates dual static wires that provide a path to conduct an electrical charge to ground. The cover is resistant to abrasion, oil and weathering.












Series 7311NXT features a layer of ultra high molecular weight polyethylene (UHMWPE) bonded to the cover for extreme abrasion resistance and service life.

The Wildcatter trade name indicates the product is designed and manufactured for premium service in oilfield applications. However, Wildcatter products may be used in other industries, markets and applications where the product meets the required performance criteria.

<b>Tube:</b>	Black nitrile; ARPM Class A oil resistance
<b>Reinforcement:</b>	Multiple textile plies with dual static wires
<b>Cover:</b>	7311N: Black nitrile blend; wrapped finish 7311NXT: Black nitrile blend; sleek UHMWPE abrasion resistant finish
<b>Temp. Range:</b>	-40°F to +200°F (-40°C to +93°C)
<b>Brand Method:</b>	Black text on yellow stripe
<b>Brand Example:</b>	PARKER <b>WILDCATTER</b> (7311N) (7311NXT) DISCHARGE HOSE 400 PSI WP
<b>Design Factor:</b>	4:1
<b>Industry Standards:</b>	None applicable
<b>Applications:</b>	<ul style="list-style-type: none"> <li>• Refined fuels, oil</li> <li>• Brine, mild chemicals, fracking fluids, drilling mud, petroleum waste, slurries, water</li> <li>• General industrial, oilfield</li> </ul>
<b>Vacuum:</b>	Not recommended

### Crimp Specifications

For currently qualified crimp specifications including coupling designation, refer to CrimpSource at [www.parker.com/crimpsource](http://www.parker.com/crimpsource). Refer to the COS-K4 crimper for crimp specs for hose 4" ID and smaller. Refer to the COS-K6 or COS-K10 crimpers for hose IDs larger than 4".

# Part Number	 ID (in)	 ID (mm)	 Reinf Layers	 OD (in)	 OD (mm)	 Approx Wt (lbs/ft)	 Approx Wt (kg/m)	 Max WP (psi)	 Max WP (bar)	 Nom Std Pack Qty (ft)	 Pkg Type
7311N-1500	1-1/2	38.1	4	2.0	50.8	0.76	1.13	400	28	100	Coil
7311N-2000	2	50.8	4	2.6	66.0	1.16	1.73	400	28	100	Coil
7311N-3000	3	76.2	4	3.7	93	1.77	2.64	400	28	100	Coil
7311N-4000	4	101.6	4	4.8	121.2	2.61	3.89	400	28	100	Coil
7311N-6000	6	152.4	6	7.0	177.8	5.21	7.75	400	28	100	Coil
7311NXT-3000	3	76.2	4	3.7	94.7	1.94	2.89	400	28	100	Coil
7311NXT-4000	4	101.6	4	4.8	122.7	2.78	4.14	400	28	100	Coil

**WARNING:** This product can expose you to chemicals including Carbon Black, which is known to the State of California to cause cancer. For more information go to [www.p65warnings.ca.gov](http://www.p65warnings.ca.gov).

**WARNING!** Couplings attached with bands or clamps may reduce the working pressure of the hose assembly to less than the maximum rated working pressure of the hose. Refer to the NAHAD Industrial Hose Assembly Guidelines.

Petroleum Transport Hose



## Hose Selector Guide – by application

Series	Trademark	Hose Application / Construction		Tube	Cover	Size Range (in)	Pressure Range (psi)	Temp Range (°F)	Page No.
7216	TRANSLITE®	Tank truck, standard duty	Smooth, black	Nitrile	Nitrile	1 - 8	150	-40/+200	160
7216E	WILDCATTER®	Tank truck, standard duty	Smooth, black	Nitrile	Synthetic rubber	1 - 4	150	-35/+180	159
7217	TRANSLITE®	Tank truck, standard duty	Smooth, red	Nitrile	Chloroprene	1 - 4	150	-40/+200	160
7705	GREEN LABEL™	Tank truck, specialty	Corrugated, black	Nitrile	Nitrile/PVC	1 - 4	150-200	-20/+180	164
SS107	WILDCATTER®	Tank truck, discharge	Black	Nitrile	Nitrile	1-1/4 - 6	200-250	-40/+200	165
SS107R	WILDCATTER®	Tank truck, discharge	Red	Nitrile	Chloroprene	1-1/4 - 4	200-250	-40/+200	165
SWC316	WILDCATTER®	Tank truck, standard duty	Corrugated, black	Nitrile	Nitrile	1-1/2 - 6	125-150	-40/+200	162
SWC316R	WILDCATTER®	Tank truck, standard duty	Corrugated, red	Nitrile	Nitrile	1-1/2 - 6	125-150	-40/+200	162
SWC325	ARCTIC TRANSLITE®	Tank truck, specialty	Low temp, corrugated	Nitrile	Nitrile	1-1/2 - 6	125-150	-67/+180	163
SWC609	TITANFLEX®	Tank truck, standard duty	Corrugated, black	Nitrile	Nitrile	1-1/4 - 8	150-250	-40/+200	161
SWC609R	TITANFLEX®	Tank truck, standard duty	Corrugated, red	Nitrile	Nitrile	1-1/2 - 4	150-250	-40/+200	161

The above table is a guide only. It is the responsibility of the end user to select and/or test the most appropriate product for the application. Contact Parker for additional information.

**See the pages immediately following the Table of Contents for a complete index by series, and by product application and name.**

**Refer to the Refined Fuel/Hose Compatibility Table in the Media Compatibility section.**

Due to continual product improvements, Parker reserves the right to alter specifications without prior notice.





# WILDCATTER® Tank Truck Hose Series 7216E

Series 7216E is a lightweight suction and discharge hose designed to handle oil and refined fuels such as biodiesel (to B20 in dedicated service), diesel, ethanol and gasoline. The hose construction incorporates a wire helix that provides full suction capability, kink resistance, and a path to conduct a static electrical charge to ground. The cover is resistant to abrasion, oil and weathering.

**NOTE:** Refer to the Refined Fuel/Hose Compatibility Table in the Media Compatibility section.

The Wildcatter trade name indicates the product is designed and manufactured for premium service in oilfield applications. However Wildcatter products may be used in other industries, markets and applications where the product meets the required performance criteria.

- Tube:** Black nitrile
- Reinforcement:** Multiple textile plies with dual wire helix
- Cover:** Black synthetic rubber; wrapped finish
- Temp. Range:** -35°F to +180°F (-37°C to +82°C)
- Brand Method:** Black text on orange stripe
- Brand Example:** PARKER **WILDCATTER** 7216E TANK TRUCK HOSE 150 PSI MAX WP
- Industry Standards:** None applicable
- Applications:**
  - Biodiesel (to B20 in dedicated service), diesel, ethanol, gasoline, oil
  - In-plant and storage tank transfer
  - Delivery, transport
- Vacuum:** 29" Hg (737 mm Hg)
- Compare to:** Boston Puma; ContiTech Plicord Flexwing Petroleum; Gates Longhorn; Kuriyama T605AA

### Crimp Specifications

For currently qualified crimp specifications including coupling designation, refer to CrimpSource at [www.parker.com/crimpsource](http://www.parker.com/crimpsource). Refer to the COS-K4 crimper for crimp specs for hose 4" ID and smaller. Refer to the COS-K6 or COS-K10 crimpers for hose IDs larger than 4".

#													
Part Number	ID (in)	ID (mm)	Reinf Layers	OD (in)	OD (mm)	Approx Wt (lbs/ft)	Approx Wt (kg/m)	Min Bend Rad (in)	Min Bend Rad (mm)	Max WP (psi)	Max WP (bar)	Nom Std Pack Qty (ft)	Pkg Type
7216E-1002	1	25.4	2	1.3	33.0	0.47	0.70	3	76	150	10	100	Coil
7216E-1252	1-1/4	38.1	2	1.7	42.4	0.65	0.97	4	102	150	10	100	Coil
7216E-1502	1-1/2	38.1	2	2.0	49.8	0.92	1.37	5	127	150	10	100	Coil
7216E-2002	2	50.8	2	2.5	63.8	1.10	1.64	6	152	150	10	100	Coil
7216E-2502	2-1/2	63.5	2	3.0	76.9	1.55	2.31	7	178	150	10	100	Coil
7216E-3002	3	76.2	2	3.7	93.0	2.08	3.10	8	203	150	10	100	Coil
7216E-4002	4	102.0	2	4.7	117.5	2.80	4.17	11	279	150	10	100	Coil

**WARNING:** This product can expose you to chemicals including DEHP, which is known to the State of California to cause cancer and birth defects or other reproductive harm. For more information go to [www.p65warnings.ca.gov](http://www.p65warnings.ca.gov).

### ⚠️ WARNINGS!

- ▶ Couplings attached with bands or clamps may reduce the working pressure of the hose assembly to less than the maximum rated working pressure of the hose. Refer to the NAHAD Industrial Hose Assembly Guidelines.
- ▶ Do not use for oil or fuel transfer service in or on open water.



# TRANSLITE® Tank Truck Hose

Series 7216 (Black) and Series 7217 (Red)

Series 7216/7217 is a suction and discharge hose designed to handle oil and refined fuels such as biodiesel (to B20 in dedicated service), diesel, ethanol and gasoline. The hose construction incorporates a wire helix that provides full suction capability, kink resistance, and a path to conduct a static electrical charge to ground. The cover is resistant to abrasion, oil and weathering.

**NOTE:** Refer to the Refined Fuel/Hose Compatibility Table in the Media Compatibility section.

- Tube:** Black nitrile
- Reinforcement:** Multiple textile plies with wire helix
- Cover:**
  - 7216:** Black nitrile; wrapped finish
  - 7217:** Red chloroprene; wrapped finish
- Temp. Range:** -40°F to +200°F (-40°C to +93°C)
- Brand Method:**
  - 7216:** Black text on orange stripe
  - 7217:** Red text on white stripe
- Brand Example:**
  - 7216:** PARKER SERIES 7216 TRANSLITE® TANK TRUCK HOSE XXX PSI MAX WP
  - 7217:** PARKER SERIES 7217 TRANSLITE® TANK TRUCK HOSE 150 PSI MAX WP
- Design Factor:** 4:1
- Industry Standards:** None applicable
- Applications:**
  - Biodiesel (to B20 in dedicated service), diesel, ethanol, gasoline, oil
  - In-plant and storage tank transfer
  - Delivery, transport
- Vacuum:** 29" Hg (737 mm Hg)
- Compare to:** Boston Puma; ContiTech Plicord Flexwing; Gates Longhorn

## Series 7216 (Black) and Series 7217 (Red)

### Crimp Specifications

For currently qualified crimp specifications including coupling designation, refer to CrimpSource at [www.parker.com/crimpsource](http://www.parker.com/crimpsource). Refer to the COS-K4 crimper for crimp specs for hose 4" ID and smaller. Refer to the COS-K6 or COS-K10 crimpers for hose IDs larger than 4".

#													
Part Number 7216 or 7217	ID (in)	ID (mm)	Reinf Layers	OD (in)	OD (mm)	Approx Wt (lbs/ft)	Approx Wt (kg/m)	Min Bend Rad (in)	Min Bend Rad (mm)	Max WP (psi)	Max WP (bar)	Nom Std Pack Qty (ft)	Pkg Type
-1002	1	25.4	2	1.4	34.6	0.42	0.63	2	51	150	10	100	Coil
-1252	1-1/4	31.8	2	1.7	42.4	0.59	0.88	3	76	150	10	100	Coil
-1502	1-1/2	38.1	2	2.0	50.0	0.83	1.24	4	102	150	10	100	Coil
-2002	2	50.8	2	2.5	64.0	1.14	1.70	6	152	150	10	100	Coil
-2502	2-1/2	63.5	2	3.0	76.9	1.43	2.13	9	229	150	10	100	Coil
-3002	3	76.2	2	3.5	90.0	1.83	2.73	12	305	150	10	100	Coil
-4002	4	101.6	2	4.7	118.3	2.97	4.43	16	406	150	10	100	Coil
-5004*	5	127.0	4	5.8	147.0	4.46	6.65	39	991	150	10	100	Coil
-6002*	6	152.4	2	6.1	170.4	4.77	7.11	38	813	150	10	100	Coil
-8002*	8	203.2	2	8.8	222.3	6.95	10.36	52	1219	150	10	100	Coil

\* Series 7216 only.

**WARNING:** This product can expose you to chemicals including DEHP, which is known to the State of California to cause cancer and birth defects or other reproductive harm. For more information go to [www.p65warnings.ca.gov](http://www.p65warnings.ca.gov).

### WARNINGS!

- ▶ Couplings attached with bands or clamps may reduce the working pressure of the hose assembly to less than the maximum rated working pressure of the hose. Refer to the NAHAD Industrial Hose Assembly Guidelines.
- ▶ Do not use for oil or fuel transfer service in or on open water.



# TITANFLEX® Corrugated Tank Truck Hose

Series SWC609 (Black) and Series SWC609R (Red)

Series SWC609/SWC609R is an extremely flexible, high pressure suction and discharge hose designed to handle oil and refined fuels such as biodiesel (to B100 in dedicated service), diesel, ethanol and gasoline. The corrugated hose construction incorporates a dual wire helix that provides full suction capability, superior kink resistance, minimal force-to bend and a path to conduct a static electrical charge to ground. The cover is resistant to abrasion, oil and weathering.

**NOTE:** Refer to the Refined Fuel/Hose Compatibility Table in the Media Compatibility section.

- Tube:** Black nitrile
- Reinforcement:** Multiple textile plies with dual wire helix
- Cover:**
  - SWC609:** Black nitrile; corrugated wrapped finish
  - SWC609R:** Red nitrile; corrugated wrapped finish
- Temp. Range:** -40°F to +200°F (-40°C to +93°C)
- Brand Method:**
  - SWC609:** Red text on black stripe
  - SWC609R:** White text on red stripe
- Brand Example:** PARKER SERIES SWC609(R) TITANFLEX® PETROLEUM SUCTION & DISCHARGE HOSE XXX PSI WP
- Design Factor:** 4:1
- Industry Standards:** None applicable
- Applications:**
  - Biodiesel (to B100 in dedicated service), diesel, ethanol, gasoline, oil
  - In-plant and storage tank transfer
  - Delivery, transport
- Vacuum:** 29" Hg (737 mm Hg)
- Compare to:** Boston Bobcat; ContiTech Flextra; Gates Longhorn; Thermoid Transporter

## Series SWC609 (Black) and Series SWC609R (Red)

### Crimp Specifications

For currently qualified crimp specifications including coupling designation, refer to CrimpSource at [www.parker.com/crimpsource](http://www.parker.com/crimpsource). Refer to the COS-K4 crimper for crimp specs for hose 4" ID and smaller. Refer to the COS-K6 or COS-K10 crimpers for hose IDs larger than 4".

#													
Part Number SWC609 or SWC609R	ID (in)	ID (mm)	Reinf Layers	OD (in)	OD (mm)	Approx Wt (lbs/ft)	Approx Wt (kg/m)	Min Bend Rad (in)	Min Bend Rad (mm)	Max WP (psi)	Max WP (bar)	Nom Std Pack Qty (ft)	Pkg Type
-1250*	1-1/4	31.8	2	1.7	42.9	0.63	0.94	1	33	250	17	100	Coil
-1500	1-1/2	38.1	2	2.0	49.5	0.78	1.16	2	38	250	17	100	Coil
-2000	2	50.8	2	2.5	62.2	1.00	1.49	2	51	250	17	100	Coil
-2500	2-1/2	63.5	2	3.0	76.2	1.44	2.15	3	64	200	14	100	Coil
-3000	3	76.2	2	3.6	90.9	1.70	2.53	3	76	200	14	100	Coil
-4000	4	101.6	2	4.6	117.5	2.41	3.59	6	152	150	10	100	Coil
-6002*	6	152.4	2	6.8	172.2	4.75	7.08	12	305	150	10	100	Coil
-8002*	8	203.2	2	8.8	223.3	6.95	10.36	16	406	150	10	100	Coil

\* Series SWC609 only.

**WARNING:** This product can expose you to chemicals including DEHP, which is known to the State of California to cause cancer and birth defects or other reproductive harm. For more information go to [www.p65warnings.ca.gov](http://www.p65warnings.ca.gov).

### ⚠ WARNINGS!

- ▶ Couplings attached with bands or clamps may reduce the working pressure of the hose assembly to less than the maximum rated working pressure of the hose. Refer to the NAHAD Industrial Hose Assembly Guidelines.
- ▶ Do not use for oil or fuel transfer service in or on open water.



# WILDCATTER® Corrugated Tank Truck Hose

Series SWC316 (Black) and SWC316R (Red)

Series SWC316/SWC316R is a flexible, lightweight suction and discharge hose designed to handle oil and refined fuels such as biodiesel (to B100 in dedicated service), diesel, ethanol and gasoline. The corrugated hose construction incorporates a dual wire helix that provides full suction capability, flexibility, kink resistance, and a path to conduct a static electrical charge to ground. The cover is resistant to abrasion, oil and weathering.

**NOTE:** Refer to the Refined Fuel/Hose Compatibility Table in the Media Compatibility section.

The Wildcatter trade name indicates the product is designed and manufactured for premium service in oilfield applications. However, Wildcatter products may be used in other industries, markets and applications where the product meets the required performance criteria.

- Tube:** Black nitrile
- Reinforcement:** Multiple textile plies with dual wire helix
- Cover:** **SWC316:** Black nitrile; corrugated wrapped finish  
**SWC316R:** Red nitrile; corrugated wrapped finish
- Temp. Range:** -40°F to +200°F (-40°C to +93°C)
- Brand Method:** **SWC316:** Black text on red stripe  
**SWC316R:** Red text on white stripe
- Brand Example:** PARKER **WILDCATTER** SWC316 PETROLEUM SUCTION & DISCHARGE HOSE 150 MAX WP
- Design Factor:** 4:1
- Industry Standards:** None applicable
- Applications:**
  - Biodiesel (to B100 in dedicated service), diesel, ethanol, gasoline, oil
  - In-plant and storage tank transfer
  - Delivery, transport
- Vacuum:** 29" Hg (737 mm Hg)
- Compare to:** Boston Puma; ContiTech Plicord Flexwing Petroleum; Gates Longhorn; Kuriyama T605AA

## Series SWC316 (Black) and SWC316R (Red)

### Crimp Specifications

For currently qualified crimp specifications including coupling designation, refer to CrimpSource at [www.parker.com/crimpsource](http://www.parker.com/crimpsource). Refer to the COS-K4 crimper for crimp specs for hose 4" ID and smaller. Refer to the COS-K6 or COS-K10 crimpers for hose IDs larger than 4".

#													
Part Number SWC316 or SWC316R	ID (in)	ID (mm)	Reinf Layers	OD (in)	OD (mm)	Approx Wt (lbs/ft)	Approx Wt (kg/m)	Min Bend Rad (in)	Min Bend Rad (mm)	Max WP (psi)	Max WP (bar)	Nom Std Pack Qty (ft)	Pkg Type
-1500	1-1/2	38.1	2	2.0	50.0	0.79	1.18	3	76	150	10	100	Coil
-2000	2	50.8	2	2.4	62.0	0.95	1.42	4	102	150	10	100	Coil
-3000	3	76.2	2	3.5	88.6	1.70	2.53	5	127	150	10	100	Coil
-4000	4	101.6	2	4.5	115.1	2.25	3.35	6	152	150	10	100	Coil
-6000	6	152.4	2	6.8	171.5	4.30	6.41	8	203	125	9	100	Coil

**WARNING:** This product can expose you to chemicals including DEHP, which is known to the State of California to cause cancer and birth defects or other reproductive harm. For more information go to [www.p65warnings.ca.gov](http://www.p65warnings.ca.gov).

### WARNINGS!

- ▶ Couplings attached with bands or clamps may reduce the working pressure of the hose assembly to less than the maximum rated working pressure of the hose. Refer to the NAHAD Industrial Hose Assembly Guidelines.
- ▶ Do not use for oil or fuel transfer service in or on open water.



# Arctic Translite® Hose

## Low Temp/Corrugated Tank Truck Hose

Series SWC325

Series SWC325 is a flexible, lightweight, low temperature suction and discharge hose designed to handle oil and refined fuels such as biodiesel (to B100 in dedicated service), diesel, ethanol and gasoline. The corrugated hose construction incorporates a dual wire helix that provides full suction capability, flexibility and kink resistance — even in the harshest cold climate conditions to -67°F (-55°C) — and a path to conduct a static electrical charge to ground. The cover is resistant to abrasion, oil and weathering.

**NOTE:** Refer to the Refined Fuel/Hose Compatibility Table in the Media Compatibility section.

<b>Tube:</b>	Black nitrile
<b>Reinforcement:</b>	Multiple textile plies with dual wire helix
<b>Cover:</b>	Black nitrile; corrugated wrapped finish
<b>Temp. Range:</b>	-67°F to +180°F (-55°C to +82°C)
<b>Brand Method:</b>	Side 1: White text on blue stripe Side 2: Solid reflective silver stripe
<b>Brand Example:</b>	PARKER SWC325 ARCTIC TRANSLITE® -67°F LOW-TEMP TANK TRUCK HOSE XXX PSI MAX WP
<b>Design Factor:</b>	4:1
<b>Industry Standards:</b>	None applicable
<b>Applications:</b>	<ul style="list-style-type: none"> <li>• Biodiesel (to B100 in dedicated and non-dedicated service), diesel, ethanol, gasoline, oil</li> <li>• Low temperature in-plant and storage tank transfer</li> <li>• Low temperature delivery, transport</li> </ul>
<b>Vacuum:</b>	29" Hg (737 mm Hg)
<b>Compare To:</b>	ContiTech LW Arctic Tank Truck

### Crimp Specifications

For currently qualified crimp specifications including coupling designation, refer to CrimpSource at [www.parker.com/crimpsource](http://www.parker.com/crimpsource). Refer to the COS-K4 crimper for crimp specs for hose 4" ID and smaller. Refer to the COS-K6 or COS-K10 crimpers for hose IDs larger than 4".

#													
Part Number	ID (in)	ID (mm)	Reinf Layers	OD (in)	OD (mm)	Approx Wt (lbs/ft)	Approx Wt (kg/m)	Min Bend Rad (in)	Min Bend Rad (mm)	Max WP (psi)	Max WP (bar)	Nom Std Pack Qty (ft)	Pkg Type
SWC325-1500	1-1/2	38.1	2	2.1	52.8	0.83	1.24	1.5	3.8	150	10.3	100	Coil
SWC325-2000	2	50.8	2	2.6	65.5	1.19	1.77	2.0	5.1	150	10.3	100	Coil
SWC325-2500	2-1/2	63.5	2	3.1	79.2	1.56	2.32	2.5	6.4	150	10.3	100	Coil
SWC325-3000	3	76.2	2	3.7	93.5	2.12	3.16	3.0	7.6	150	10.3	100	Coil
SWC325-4000	4	101.6	2	4.7	118.9	2.79	4.16	4.0	10.2	150	10.3	100	Coil
SWC325-6000	6	152.4	2	6.8	171.5	4.87	7.26	6.0	15.2	125	8.6	100	Coil

**WARNING:** This product can expose you to chemicals including DEHP, which is known to the State of California to cause cancer and birth defects or other reproductive harm. For more information go to [www.p65warnings.ca.gov](http://www.p65warnings.ca.gov).

### ⚠️ WARNINGS!

- ▶ Couplings attached with bands or clamps may reduce the working pressure of the hose assembly to less than the maximum rated working pressure of the hose. Refer to the NAHAD Industrial Hose Assembly Guidelines.



# GREEN LABEL™

## Corrugated Tank Truck Hose

### Series 7705

Series 7705 is a flexible, medium pressure suction and discharge hose designed to handle oil and refined fuels such as biodiesel (to B100 in dedicated and non-dedicated service), diesel, ethanol and gasoline. The corrugated hose construction incorporates a dual wire helix that provides full suction capability, flexibility, kink resistance, and a path to conduct a static electrical charge to ground. The nitrile/PVC cover is resistant to abrasion, oil and weathering.

**NOTE:** Refer to the Refined Fuel/Hose Compatibility Table in the Media Compatibility section.

- Tube:** Black nitrile
- Reinforcement:** Multiple textile plies with dual wire helix
- Cover:** Black nitrile/PVC; corrugated wrapped finish
- Temp. Range:** -20°F to +180°F (-29°C to +82°C)
- Brand Method:** Black text on green stripe
- Brand Example:** PARKER SERIES 7705 GREEN LABEL™ TANK TRUCK HOSE XXX PSI MAX WP
- Design Factor:** 4:1
- Industry Standards:** None applicable
- Applications:**
  - Biodiesel (to B100 in dedicated and non-dedicated service), diesel, ethanol, gasoline, oil
  - In-plant and storage tank transfer
  - Delivery, transport
- Vacuum:** 29" Hg (737 mm Hg)

### Crimp Specifications

For currently qualified crimp specifications including coupling designation, refer to CrimpSource at [www.parker.com/crimpsource](http://www.parker.com/crimpsource). Refer to the COS-K4 crimper for crimp specs for hose 4" ID and smaller. Refer to the COS-K6 or COS-K10 crimpers for hose IDs larger than 4".

#													
Part Number	ID (in)	ID (mm)	Reinf Layers	OD (in)	OD (mm)	Approx Wt (lbs/ft)	Approx Wt (kg/m)	Min Bend Rad (in)	Min Bend Rad (mm)	Max WP (psi)	Max WP (bar)	Nom Std Pack Qty (ft)	Pkg Type
7705-1000	1	25.4	2	1.4	36.5	0.55	0.82	2	51	200	14	100	Coil
7705-1250	1-1/4	31.8	2	1.7	43.0	0.70	1.04	3	64	200	14	100	Coil
7705-1500	1-1/2	38.1	2	2.0	50.0	0.83	1.24	3	76	200	14	100	Coil
7705-2000	2	50.8	2	2.4	62.8	1.00	1.49	4	102	200	14	100	Coil
7705-2500	2-1/2	63.5	2	3.0	75.0	1.37	2.04	5	127	200	14	100	Coil
7705-3000	3	76.2	2	3.5	88.6	1.75	2.61	5	127	200	14	100	Coil
7705-4000	4	101.6	2	4.5	115.0	2.33	3.47	6	152	150	10	100	Coil

**WARNING:** This product can expose you to chemicals including Carbon Black, which is known to the State of California to cause cancer. For more information go to [www.p65warnings.ca.gov](http://www.p65warnings.ca.gov).

### ⚠️ WARNINGS!

- ▶ Couplings attached with bands or clamps may reduce the working pressure of the hose assembly to less than the maximum rated working pressure of the hose. Refer to the NAHAD Industrial Hose Assembly Guidelines.
- ▶ Do not use for oil or fuel transfer service in or on open water.



# WILDCATTER® Petroleum Discharge Hose

Series SS107 (Black) and Series SS107R (Red)

Series SS107/SS107R is a lightweight, high pressure discharge hose designed to handle oil and refined fuels such as biodiesel (to B100 in dedicated service), diesel, ethanol and gasoline. The hose construction incorporates a static wire as a path to conduct an electrical charge to ground. The cover is resistant to abrasion, oil and weathering.

**NOTE:** Refer to the Refined Fuel/Hose Compatibility Table in the Media Compatibility section.

The Wildcatter trade name indicates the product is designed and manufactured for premium service in oilfield applications. However, Wildcatter products may be used in other industries, markets and applications where the product meets the required performance criteria.

<b>Tube:</b>	Black nitrile
<b>Reinforcement:</b>	Multiple textile plies with static wire
<b>Cover:</b>	<b>SS107:</b> Black nitrile, wrapped finish <b>SS107R:</b> Red chloroprene, wrapped finish
<b>Temp. Range:</b>	-40°F to +200°F (-40°C to +93°C)
<b>Brand Method:</b>	<b>SS107:</b> White text on black stripe <b>SS107R:</b> White text on red stripe
<b>Brand Example:</b>	PARKER  SS107 FUEL DISCHARGE XXX PSI WP
<b>Design Factor:</b>	4:1
<b>Industry Standards:</b>	None applicable
<b>Applications:</b>	<ul style="list-style-type: none"> <li>• Biodiesel (to B100 in dedicated service), diesel, ethanol, gasoline, oil</li> <li>• In-plant and storage tank transfer/discharge</li> <li>• Delivery/transport discharge</li> </ul>
<b>Vacuum:</b>	Not recommended
<b>Compare to:</b>	ContiTech Plicord Fuel Delivery; Gates Steer

## Series SS107 (Black) and Series SS107R (Red)

### Crimp Specifications

For currently qualified crimp specifications including coupling designation, refer to CrimpSource at [www.parker.com/crimpsource](http://www.parker.com/crimpsource). Refer to the COS-K4 crimper for crimp specs for hose 4" ID and smaller. Refer to the COS-K6 or COS-K10 crimpers for hose IDs larger than 4".

#											
Part Number SS107 or SS107R	ID (in)	ID (mm)	Reinf Layers	OD (in)	OD (mm)	Approx Wt (lbs/ft)	Approx Wt (kg/m)	Max WP (psi)	Max WP (bar)	Nom Std Pack Qty (ft)	Pkg Type
-1250	1-1/4	31.8	2	1.6	40.6	0.42	0.63	250	17	100	Coil
-1500	1-1/2	38.1	2	1.8	46.8	0.49	0.73	250	17	100	Coil
-2000	2	50.8	4	2.5	62.4	0.89	1.33	200	14	100	Coil
-3000	3	76.2	4	3.5	87.8	1.28	1.91	200	14	100	Coil
-4000	4	101.6	4	4.5	115.4	1.83	2.73	200	14	100	Coil
-6000	6	152.4	4	6.7	169.4	3.39	5.05	200	14	100	Coil

**WARNING:** This product can expose you to chemicals including DEHP, which is known to the State of California to cause cancer and birth defects or other reproductive harm. For more information go to [www.p65warnings.ca.gov](http://www.p65warnings.ca.gov).

### ⚠️ WARNINGS!

- ▶ Couplings attached with bands or clamps may reduce the working pressure of the hose assembly to less than the maximum rated working pressure of the hose. Refer to the NAHAD Industrial Hose Assembly Guidelines.





# PVC Hose and Tubing



## Hose Selector Guide – by application

Series	Trademark	Hose Application / Construction		Tube	Cover	Size Range (in)	Pressure Range* (psi)	Temp Range* (°F)	Page No.
100	NEXCLEAR®	Tubing, potable water	Clear, blue tint	PVC	-	1/16 - 2	20-60	+25 / +150	170
106	NEXCOL	Tubing, multipurpose	Black, blue, gray, green, white	PVC	-	1/8 - 1	25-65	+25 / +150	172
106 HSG	NEXCOL HSG	Tubing, aeration	Black	PVC	-	3/8 - 5/8	50-60	+30 / +140	173
115	NEXPRIME T	Tubing, fuel	Clear, amber tint	PVC	-	1/8 - 3/8	45-65	+25 / +150	174
125	NEXBRAID®	Hose, potable water, standard wall	Clear, reinforced	PVC	PVC	3/16 - 2	75-250	+25 / +150	184
126	NEXBRAID®	Hose, potable water, thick wall	Clear, reinforced	PVC	PVC	1/4 - 1-1/2	100-350	+25 / +150	184
128	NEXBRAID® PW	Hose, potable water by-pass	Blue	PVC	PVC	5/8 - 2	75-250	-13 / +150	189
160	NEXAQUA	Hose, water	Green opaque	PVC	PVC	1/2 - 5/8	125-150	+25 / +150	190
161	NEXAQUA	Hose, water	Green tint	PVC	PVC	3/4 - 1	100	+25 / +150	190
162	NEXAQUA	Hose, potable water	Clear, reinforced, red tracer	PVC	PVC	3/8 - 1-1/8	75-150	+25 / +150	187
164	NEXAQUA	Hose, potable water	Clear cover, reinforced, blue tracer	PVC	PVC	3/8 - 1-1/8	75-150	+25 / +150	187
167		Hose, fire extinguisher	Black	Blended PVC	Blended PVC	3/8 - 1/2	250	-65 / +150	183
202	NEXSPRAY U	Hose, high pressure spray	Yellow	Urethane/PVC	PVC	3/8 - 3/4	600	+25 / +150	181
203	NEXSPRAY U	Hose, high pressure spray	Green	Urethane/PVC	PVC	3/8 - 3/4	800	+25 / +150	181
268	NEXSPRAY	Hose, high pressure spray	Green or yellow	PVC	PVC	3/8 - 1/2	600	+25 / +150	180
439	NEXVA T EVA	Tubing, chemicals	Black	EVA	-	7/8 - 1	75-100	-50 / +125	175
440	NEXVA T EVA	Tubing, chemicals	Natural	EVA	-	3/8 - 1/2	70-125	-50 / +125	175
450	NEXVA	Hose, chemicals	Translucent	EVA	EVA	1/4 - 1	150-300	-50 / +125	182
475	NEXWRAP	Abrasion guard, harness	Spiral split	Polyethylene	-	3/8 - 1	n/a	-50 / +140	197
709	NEXSYN	Tubing, chemicals	Black, flexible	EPDM/TPV	-	3/16 - 1	25-40	-75 / +180	176
714	NEXSYN	Tubing, potable water	Natural, flexible	EPDM/TPV	-	3/16 - 1	25-40	-75 / +180	177
715	NEXSYN	Hose, potable water	Gray, flexible	EPDM/TPV	EPDM/TPV	3/8 - 5/8	200	-75 / +180	188
7541	GULLY WASHER®	Hose, water discharge	Lay flat, blue	PVC	PVC	1-1/2 - 8	45-70	-5 / +170	195
7542	GULLY WASHER®	Hose, water discharge	Lay flat, red	PVC	PVC	1-1/2 - 8	80-150	-5 / +170	196
7560	DYNAFLEX™	Hose, suction/discharge	Green	PVC	PVC	3/4 - 6	40-120	+23 / +140	191
7563	DYNAFLEX™	Hose, suction/discharge	Clear, corrugated	PVC	PVC	3/4 - 8	35-55	+5 to +140	192

\* Working pressures are at +68°F (+20°C). Higher temperatures reduce the available working pressure. See the PVC and Thermoplastic Temperature/Pressure chart in the Media Compatibility section.

(Continued on the following page)

### See the following page for the Hose Selector Guide by industry standard.

The above table is a guide only. It is the responsibility of the end user to select and/or test the most appropriate product for the application. For more specific Industry Standards information, refer to the "Industry Standards" section of each respective product page. Contact Parker for additional information.

Due to continual product improvements, Parker reserves the right to alter specifications without prior notice.

## Hose Selector Guide – by application (continued)

Series	Trademark	Hose Application / Construction		Tube	Cover	Size Range (in)	Pressure Range* (psi)	Temp Range* (°F)	Page No.
7564	DYNAFLEX™	Hose, suction/discharge	Clear, smooth	PVC	PVC	1/2 - 6	35-120	+23 / +140	193
7570	DYNAFLEX™	Hose, suction/discharge	Green tint, wire helix	PVC	PVC	3/4 - 6	15-73	+14 / +140	194
7581	THORO-BRAID®	Hose, potable water	Clear, reinforced	PVC	PVC	1/4 - 2	70-285	-5 / +170	186
GPH	GPH™	Hose, multipurpose	Black, blue, gray, red, yellow	PVC	PVC	3/16 - 1	250-300	-15 / +150	178

\* Working pressures are at +68°F (+20°C). Higher temperatures reduce the available working pressure. See the PVC and Thermoplastic Temperature/Pressure chart in the Media Compatibility section.

## Hose Selector Guide – by industry standard

Series	Industry Standards										
	ANSI/NSF	EU	FDA	GSA	MSHA	Non-conductive	NSF	NSF 61	RoHS	UL	USP
100		■	■	■			■		■		■
125		■	■				■		■		■
126		■	■				■		■		■
128								■			
162			■				■		■		
164			■				■		■		
167										■	
440									■		
450									■		
714	■	■	■						■		
715		■	■				■		■		
7542					■						
7563			■								
7564			■								
7570			■								
7581			■								
GPH						■					

See the previous page and above for the Hose Selector Guide by application.

The above tables are guides only. It is the responsibility of the end user to select and/or test the most appropriate product for the application. For more specific Industry Standards information, refer to the “Industry Standards” section of each respective product page. Contact Parker for additional information.

**A complete listing of industry standards is available in the Introduction section. See the pages immediately following the Table of Contents for a complete index by series, and by product application and name.**

Due to continual product improvements, Parker reserves the right to alter specifications without prior notice.



# NEXCLEAR® Clear PVC Tubing Series 100



Industry Standards	
<input checked="" type="checkbox"/>	EU
<input checked="" type="checkbox"/>	FDA
<input checked="" type="checkbox"/>	GSA
<input checked="" type="checkbox"/>	NSF
<input checked="" type="checkbox"/>	RoHS
<input checked="" type="checkbox"/>	USP

Series 100 is flexible PVC tubing for beverages and potable water, non-fatty and non-oily foods and sanitary products. The tubing features a smooth interior that is abrasion resistant and will not impart taste or odor, and allows full-flow. The clear PVC construction permits visual observation of materials being conveyed. Series 100 also provides excellent general industrial service for low pressure air, distilled water, drain, laboratory, light vacuum, wine and wire harness applications.

- Tube:** Clear PVC, 75A durometer  
**Temp. Range:** +25°F to +150°F (-5°C to +65°C)  
 Working pressures are at +68°F (+20°C).  
 Higher temperatures reduce the available working pressure. See the PVC and Thermoplastic Temperature/Pressure chart in the Media Compatibility section.
- Brand Method:** Black ink  
**Brand Example:** NEXCLEAR® FOOD GRADE PVC TUBING BY PARKER NEXGEN® (P/N) (ID) X (OD) NSF-51 MAX TEMP 150°F (65C)
- Industry Standards:**
- FDA ingredients\*, NSF 51 certified to 180°F (82°C)\*\*\*, USP Class VI Rated Materials\*
  - RoHS Compliant, GSA A-A-52047 Type VI Compliant
  - EU: Meets requirements and amendments of Resolution AP(89) for food contact
- Applications:**
- Beverages, potable and pure water, wine
  - Air, drain, light vacuum, wire harness
  - General industrial, laboratories, wineries
- Vacuum:** Light








# Part Number	ID		Wall		OD		Approx Wt		Max WP		Nom Std Pack Qty (ft)	Pkg Type
	(in)	(mm)	(in)	(mm)	(in)	(mm)	(lbs/ft)	(kg/m)	@ 68°F (psi)	@ 20°C (bar)		
100-01020502	1/16	1.6	0.031	0.8	1/8	3.2	0.02	0.03	50	3	500	Coil
100-02040102	1/8	3.2	0.062	1.6	1/4	6.4	0.02	0.03	65	5	100	Coil
100-03040102			0.032	0.8	1/4	6.4	0.02	0.03	50	3	100	Coil
100-03050102	3/16	4.8	0.062	1.6	5/16	7.9	0.02	0.03	55	4	100	Coil
100-03060102			0.094	2.4	3/8	9.5	0.04	0.06	60		100	Coil
100-04060102			0.062	1.6	3/8	9.5	0.04	0.06	55		100	Coil
100-04070102	1/4	6.4	0.094	2.4	7/16	11.1	0.04	0.06	58	4	100	Coil
100-04080102			0.125	3.2	1/2	12.7	0.09	0.13	60		100	Coil
100-05070102			0.062	1.6	7/16	11.1	0.04	0.06	50		3	100
100-05080102	5/16	7.9	0.094	2.4	1/2	12.7	0.07	0.10	55	4	100	Coil
100-05090102			0.125	3.2	9/16	14.3	0.09	0.13	60		100	Coil
100-06080102	3/8	9.5	0.062	1.6	1/2	12.7	0.04	0.06	45	3	100	Coil
100-06090102			0.094	2.4	9/16	14.3	0.07	0.10	50		100	Coil
100-06100102	3/8	9.5	0.125	3.2	5/8	15.9	0.11	0.16	55	4	100	Coil
100-07090102	7/16	11.1	0.062	1.6	9/16	14.3	0.04	0.06	35	2	100	Coil

\* All compound ingredients used in this tubing are listed in the US FDA CFR, Title 21. Tubing NSF 51 Listed. Compound USP Class VI rated. (Continued on the following page)

**WARNING:** This product can expose you to chemicals including DEHP, which is known to the State of California to cause cancer and birth defects or other reproductive harm. For more information go to [www.p65warnings.ca.gov](http://www.p65warnings.ca.gov).

**WARNING!** Working pressures are at +68°F (+20°C). Higher temperatures reduce the available working pressure. See the PVC and Thermoplastic Temperature/Pressure chart in the Media Compatibility section.

## Series 100 – NEXCLEAR® Clear PVC Tubing (Continued)

# Part Number												
	ID (in)	ID (mm)	Wall (in)	Wall (mm)	OD (in)	OD (mm)	Approx Wt (lbs/ft)	Approx Wt (kg/m)	Max WP @ 68°F (psi)	Max WP @ 20°C (bar)	Nom Std Pack Qty (ft)	Pkg Type
100-08100102			0.062	1.6	5/8	15.9	0.07	0.10	30	2	100	Coil
100-08110102	1/2	12.7	0.094	2.4	11/16	17.5	0.09	0.13	40	3	100	Coil
100-08120102			0.125	3.2	3/4	19.1	0.13	0.19	45		100	Coil
100-10120102			0.062	1.6	3/4	19.1	0.07	0.10	25	2	100	Coil
100-10130102	5/8	15.9	0.094	2.4	13/16	20.6	0.11	0.16	35	2	100	Coil
100-10140102			0.125	3.2	7/8	22.2	0.15	0.22	40	3	100	Coil
100-12160100			0.125	3.2	1	25.4	0.18	0.27	35	2	100	Coil
100-12180100	3/4	19.1	0.187	4.7	1-1/8	28.6	0.29	0.43	40	3	100	Coil
100-12200100			0.250	6.4	1-1/4	31.8	0.42	0.63	45		100	Coil
100-14180100	7/8	22.2	0.125	3.2	1-1/8	28.6	0.20	0.30	30	2	100	Coil
100-16200100			0.125	3.2	1-1/4	31.8	0.24	0.36	25		100	Coil
100-16220100	1	25.4	0.187	4.7	1-3/8	34.9	0.37	0.55	30	2	100	Coil
100-16240100			0.250	6.4	1-1/2	38.1	0.53	0.79	35		100	Coil
100-20240100	1-1/4	31.8	0.125	3.2	1-1/2	38.1	0.29	0.43	20	1	100	Coil
100-20280100			0.250	6.4	1-3/4	44.5	0.62	0.92	40	3	100	Coil
100-24300100	1-1/2	38.1	0.187	4.7	1-7/8	47.6	0.53	0.79	30	2	100	Coil
100-24320100			0.250	6.4	2	50.8	0.73	1.09	35		100	Coil
100-32400100	2	50.8	0.250	6.4	2-1/2	63.5	0.93	1.39	30	2	100	Coil

\* All compound ingredients used in this tubing are listed in the US FDA CFR, Title 21. Tubing NSF 51 Listed. Compound USP Class VI rated.

**WARNING:** This product can expose you to chemicals including DEHP, which is known to the State of California to cause cancer and birth defects or other reproductive harm. For more information go to [www.p65warnings.ca.gov](http://www.p65warnings.ca.gov).



# NEXCOL

## General Purpose PVC Tubing

### Series 106

Series 106 is general purpose, silicone-free PVC tubing available in multiple standard colors for color-coded identification for a variety of applications.

**NOTE:** Do not use with oil or refined fuel.

- Tube:** Black, blue, gray, green, white PVC; 75A Durometer
- Temp. Range:** +25°F to +150°F (-5°C to +65°C)  
Working pressures are at +68°F (+20°C). Higher temperatures reduce the available working pressure. See the PVC and Thermoplastic Temperature/Pressure chart in the Media Compatibility section.
- Brand Method:** Not branded
- Industry Standards:** None applicable
- Applications:**
  - Air, drain, light vacuum, water, wire harness
  - General industrial
- Vacuum:** Light

Other cover colors available:



# Part Number	Color	ID (in)	ID (mm)	Wall (in)	Wall (mm)	OD (in)	OD (mm)	Approx Wt Per Pkg (lbs)	Approx Wt Per Pkg (kg)	Max WP @ 68°F (psi)	Max WP @ 20°C (bar)	Nom Std Pack Qty (ft)	Pkg Type
106-02041702	White	1/8	3.2	0.062	1.6	1/4	6.4	19.00	8.60	65	5	1000	Coil
106-02048702	Black												
106-03058102	Black	3/16	4.8	0.062	1.6	5/16	7.9	2.50	1.10	55	4	100	Coil
106-04068102	Black	1/4	6.4	0.062	1.6	3/8	9.5	3.20	1.50	55	4	100	Coil
106-06088102	Black	3/8	9.5	0.062	1.6	1/2	12.7	4.50	2.00	45	3	100	Coil
106-08108102	Black	1/2	12.7	0.062	1.6	5/8	15.9	5.80	2.60	30	2	100	Coil
106-08128102				0.125	3.2	3/4	19.1	12.90	5.90	45	3	100	Coil
106-10145100	Green	5/8	15.9	0.125	3.2	7/8	22.2	15.50	7.00	40	3	100	Coil
106-12166100	Blue	3/4	19.1	0.125	3.2	1	25.4	18.10	8.20	35	2	100	Coil
106-14187100	Gray	7/8	22.2	0.125	3.2	1-1/8	28.6	20.70	9.40	30	2	100	Coil
106-16208100	Black	1	25.4	0.125	3.2	1-1/4	31.8	25.80	11.70	25	2	100	Coil

**WARNING:** This product can expose you to chemicals including DEHP, which is known to the State of California to cause cancer and birth defects or other reproductive harm. For more information go to [www.p65warnings.ca.gov](http://www.p65warnings.ca.gov).

**WARNING!** Working pressures are at +68°F (+20°C). Higher temperatures reduce the available working pressure. See the PVC and Thermoplastic Temperature/Pressure chart in the Media Compatibility section.













## NEXCOL HSG Aeration PVC Tubing

### Series 106 HSG

Series 106 HSG PVC tubing incorporates a heavy, thick wall that allows the tube to sink in water when filled with air, staying in place without additional weight attachments. The air is introduced through the tube and circulates to keep the water fresh and free of unwanted build-up.











<b>Tube:</b>	Black PVC; 65A durometer
<b>Temp. Range:</b>	-30°F to +140°F (-34°C to +60°C). Working pressures are at +68°F (+20°C). Higher temperatures reduce the available working pressure. See the PVC and Thermoplastic Temperature/Pressure chart in the Media Compatibility section.
<b>Brand Method:</b>	Not branded
<b>Industry Standards:</b>	None applicable
<b>Applications:</b>	<ul style="list-style-type: none"> <li>• Ice clearing</li> <li>• Pond aeration</li> <li>• Waste water lagoon treatment</li> <li>• Water recirculation</li> </ul>
<b>Vacuum:</b>	Not recommended

### Series 106 NEXCOL HSG Aeration Tubing – Highly Flexible Premium Grade

# Part Number	 ID (in)	 ID (mm)	 OD (in)	 OD (mm)	 Approx Wt Per Pkg (lbs)	 Approx Wt Per Pkg (kg)	 Max WP @ 68°F (psi)	 Max WP @ 20°C (bar)	 Nom Std Pack Qty (ft)	 Pkg Type
106-00068055	9/16	14.6	1.2	29.3	25.00	11.30	60	3	50	Coil
106-00068100					50.00	22.70	50		100	Coil
106-00118055	3/8	9.5	0.7	18.7	10.20	4.60	50	3	50	Coil
106-00118105					20.30	9.20			50	100
106-00148055	1/2	12.7	1.1	27.4	23.30	10.60	50	3	50	Coil
106-00148100					46.50	21.10			50	100

**WARNING:** This product can expose you to chemicals including DEHP, which is known to the State of California to cause cancer and birth defects or other reproductive harm. For more information go to [www.p65warnings.ca.gov](http://www.p65warnings.ca.gov).

### Series 106 NEXCOL HSG Aeration Tubing – Economy Grade

# Part Number	 ID (in)	 ID (mm)	 OD (in)	 OD (mm)	 Approx Wt Per Pkg (lbs)	 Approx Wt Per Pkg (kg)	 Max WP @ 68°F (psi)	 Max WP @ 20°C (bar)	 Nom Std Pack Qty (ft)	 Pkg Type
106-00208055	3/8	9.5	0.7	17.4	10.2	4.60	50	3	50	Coil
106-00208105					20.3	9.20			50	100
106-00258100	1/2	12.7	1.1	28.0	48.00	21.80	50	3	100	Coil
106-00258501	5/8	15.9	1.1	28.8	280.5	127.20	50	3	500	Coil
106-00268100	1/2	12.7	1.1	28.0	24.00	10.90	50	3	50	Coil

**WARNING:** This product can expose you to chemicals including DEHP, which is known to the State of California to cause cancer and birth defects or other reproductive harm. For more information go to [www.p65warnings.ca.gov](http://www.p65warnings.ca.gov).

**WARNING!** Working pressures are at +68°F (+20°C). Higher temperatures reduce the available working pressure. See the PVC and Thermoplastic Temperature/Pressure chart in the Media Compatibility section.



# NEXPRIME T













## Fuel Grade PVC Tubing

### Series 115

Series 115 is a silicone-free, fuel resistant PVC tubing for small engine fuel feed lines where the liquid is normally in continuous contact in the line.

**NOTE:** Do not use in vehicle engine compartment applications.

- Tube:** Amber tint PVC; 70A durometer  
**Temp. Range:** +25°F to +150°F (-5°C to +65°C)  
 Working pressures are at +68°F (+20°C). Higher temperatures reduce the available working pressure. See the PVC and Thermoplastic Temperature/Pressure chart in the Media Compatibility section.
- Brand Method:** Not branded  
**Industry Standards:** None applicable  
**Applications:**
- Fuel feed lines
  - General industrial, lawn and garden
- Vacuum:** Not recommended

# Part Number	 ID (in)	 ID (mm)	 Wall (in)	 Wall (mm)	 OD (in)	 OD (mm)	 Approx Wt Per Pkg (lbs)	 Approx Wt Per Pkg (kg)	 Max WP @ 68°F (psi)	 Max WP @ 20°C (bar)	 Nom Std Pack Qty (ft)	 Pkg Type
115-02040102	1/8	3.2	0.062	1.6	1/4	6.4	1.90	0.90	65	5	100	Carton
115-03050102	3/16	4.8	0.062	1.6	5/16	8.0	2.50	1.10	55	4	100	Carton
115-04060102	1/4	6.4	0.062	1.6	3/8	9.5	3.20	1.50	55	4	100	Carton
115-06080102	3/8	9.5	0.062	1.6	1/2	12.7	4.50	2.00	45	3	100	Carton

**⚠ WARNING!** Working pressures are at +68°F (+20°C). Higher temperatures reduce the available working pressure. See the PVC and Thermoplastic Temperature/Pressure chart in the Media Compatibility section.





# NEXVA T EVA Tubing RoHS (Series 440 Only)

Series 439 (Black) and Series 440 (Natural)



Series 440 Only

Series 439/440 Ethyl Vinyl Acetate (EVA) tubing is designed as a lightweight, medium pressure tubing for abrasive materials, herbicides, mild chemicals, pesticides and water. The tubing construction is resistant to abrasion, ultraviolet light and weathering, and is available in black or natural colors.

- Tube:** **Series 439:** Black EVA  
**Series 440:** Natural EVA
- Temp. Range:** -50°F to +125°F (-45°C to +52°C)  
Working pressures are at +68°F (+20°C). Higher temperatures reduce the available working pressure. See the PVC and Thermoplastic Temperature/Pressure chart in the Media Compatibility section.
- Brand Method:** **Series 439:** White ink  
**Series 440:** Black ink
- Brand Example:** **Series 439:** NEXVA "T" BY PARKER NEXGEN® (P/N) (ID X OD) MAX WP XX PSI AT 68°F (20°C)  
**Series 440:** NEXVA "T" EVA TUBING BY PARKER NEXGEN® (ID X OD) MAX WP XX PSI AT 68°F (20°C)
- Design Factor:** 3:1
- Industry Standards:** RoHS (Series 440 only)
- Applications:**
  - Abrasive materials, anhydrous ammonia, herbicides, mild chemicals, pesticides, water
  - Ammonia applicators, seed insertion, sight gauges
  - Agriculture, general industrial, lawn and garden
- Vacuum:** Light

## Series 439 (Black)

# Part Number	ID (in)	ID (mm)	OD (in)	OD (mm)	Approx Wt (lbs/ft)	Approx Wt (kg/m)	Max WP @ 68°F (psi)	Max WP @ 20°C (bar)	Nom Std Pack Qty (ft)	Pkg Type
439-14188200	7/8	22.2	1.1	28.6	0.16	0.24	100	7	200	Coil
439-16008100	1	25.4	1.3	31.6	0.18	0.27	75	5	100	Coil

**WARNING:** This product can expose you to chemicals including Carbon Black, which is known to the State of California to cause cancer. For more information go to [www.p65warnings.ca.gov](http://www.p65warnings.ca.gov).

## Series 440 (Natural)

# Part Number	ID (in)	ID (mm)	OD (in)	OD (mm)	Approx Wt (lbs/ft)	Approx Wt (kg/m)	Max WP @ 68°F (psi)	Max WP @ 20°C (bar)	Nom Std Pack Qty (ft)	Pkg Type
440-06080300	3/8	9.5	0.5	12.7	0.03	0.04	75	5	300	Coil
440-06100300	3/8	9.5	0.6	15.9	0.08	0.12	125	9	300	Coil
440-06100501			0.6	15.9						500
440-08100300	1/2	12.7	0.6	15.9	0.04	0.06	70	5	300	Coil
440-08120300			0.8	19.1						0.10

**WARNING!** Working pressures are at +68°F (+20°C). Higher temperatures reduce the available working pressure. See the PVC and Thermoplastic Temperature/Pressure chart in the Media Compatibility section.















# NEXSYN

## G55 General Purpose EPDM / TPV Tubing

### Series 709

Series 709 tubing is extruded to close tolerances using specially designed thermoplastic vulcanizate (TPV) materials that perform like EPDM rubber. The mechanical and recovery properties are comparable to most vulcanized elastomers and superior to most thermoplastic elastomers. Series 709 is 25–35% lighter than PVC and rubber tubing of the same dimensions. This highly durable tubing is resistant to flex fatigue, ozone and ultraviolet light, and has excellent resistance to a wide range of mild acids, alkalis and chemicals.

- Tube:** Black EPDM / TPV; 65A durometer
- Temp. Range:** -75°F to +180°F (-60°C to +82°C)  
Working pressures are at +68°F (+20°C). Higher temperatures reduce the available working pressure. See the PVC and Thermoplastic Temperature/Pressure chart in the Media Compatibility section.
- Brand Method:** Not branded
- Industry Standards:** None applicable
- Applications:**
  - Mild acids, alkalis, chemicals; water
  - Drain lines, handle grips, light vacuum, peristaltic pumps
- Vacuum:** Light

# Part Number	 ID (in)	 ID (mm)	 Wall (in)	 Wall (mm)	 OD (in)	 OD (mm)	 Approx Wt Per Pkg (lbs)	 Approx Wt Per Pkg (kg)	 Max WP @ 68°F (psi)	 Max WP @ 20°C (bar)	 Nom Std Pack Qty (ft)	 Pkg Type
709-03068102	3/16	4.8	0.094	0.2	3/8	9.5	3.50	1.60	40	3	100	Coil
709-04078102	1/4	6.4	0.094	0.2	7/16	11.1	4.30	2.00	40	3	100	Coil
709-06098102	3/8	9.5	0.094	0.2	9/16	14.3	5.60	2.50	35	2	100	Coil
709-08128102	1/2	12.7	0.125	0.3	3/4	19.1	10.40	4.70	35	2	100	Coil
709-10148102	5/8	15.9	0.125	0.3	7/8	22.2	12.50	5.70	30	2	100	Coil
709-12168100	3/4	19.1	0.125	0.3	1	25.4	14.80	6.60	30	2	100	Coil
709-14188100	7/8	22.2	0.125	0.3	1-1/8	28.6	17.00	7.70	30	2	100	Coil
709-16208100	1	25.4	0.125	0.3	1-1/4	31.8	18.70	8.50	25	2	100	Coil

**WARNING:** This product can expose you to chemicals including Carbon Black, which is known to the State of California to cause cancer. For more information go to [www.p65warnings.ca.gov](http://www.p65warnings.ca.gov).

**WARNING!** Working pressures are at +68°F (+20°C). Higher temperatures reduce the available working pressure. See the PVC and Thermoplastic Temperature/Pressure chart in the Media Compatibility section.



# NEXSYN F65 EPDM / TPV Tubing

Series 714

Industry Standards	
<input checked="" type="checkbox"/>	ANSI/NSF
<input checked="" type="checkbox"/>	EU
<input checked="" type="checkbox"/>	FDA
<input checked="" type="checkbox"/>	RoHS

Series 714 tubing is extruded to close tolerances using specially designed thermoplastic vulcanizate (TPV) materials that perform like EPDM rubber. The mechanical and recovery properties are comparable to most vulcanized elastomers and superior to most thermoplastic elastomers. Series 714 is 25–35% lighter than PVC and rubber tubing of the same dimensions. This highly durable tubing is resistant to flex fatigue, ozone and ultraviolet light, and has excellent resistance to a wide range of mild acids, alkalis and chemicals.

- Tube:** Natural EPDM / TPV; 64A durometer
- Temp. Range:** -75°F to +180°F (-60°C to +82°C)  
Working pressures are at +68°F (+20°C). Higher temperatures reduce the available working pressure. See the PVC and Thermoplastic Temperature/Pressure chart in the Media Compatibility section.
- Brand Method:** Not branded
- Industry Standards:**
- Complies to provisions of US FDA 21 CFR 177.1210 and 177.2600\*\*\*
  - Compound used is ANSI/NSF 61 certified to maximum temperature +212°F (+100°C)\*
  - Compound compliant to EU Directive 2003/11/EC
  - RoHS Compliant—EU Directive 2002/95/EC
- Applications:**
- Beverages, food, potable water; mild acids, alkalis and chemicals
  - Drain lines, handle grips, light vacuum, peristaltic pumps
- Vacuum:** Light

# Part Number	 ID (in)	 ID (mm)	 Wall (in)	 Wall (mm)	 OD (in)	 OD (mm)	 Approx Wt Per Pkg (lbs)	 Approx Wt Per Pkg (kg)	 Max WP @ 68°F (psi)	 Max WP @ 20°C (bar)	 Nom Std Pack Qty (ft)	 Pkg Type
714-03060102	3/16	4.8	0.094	0.2	3/8	9.5	3.50	1.60	40	3	100	Coil
714-04070102	1/4	6.4	0.094	0.2	7/16	11.1	4.30	2.00	40	3	100	Coil
714-06090102	3/8	9.5	0.094	0.2	9/16	14.3	5.60	2.50	35	2	100	Coil
714-08120102	1/2	12.7	0.125	0.3	3/4	19.1	10.40	4.70	35	2	100	Coil
714-10140102	5/8	15.9	0.125	0.3	7/8	22.2	12.50	5.70	30	2	100	Coil
714-12160100	3/4	19.1	0.125	0.3	1	25.4	14.80	6.60	30	2	100	Coil
714-16200100	1	25.4	0.125	0.3	1-1/4	31.8	18.70	8.50	25	2	100	Coil

\* The TPV compound used in this tubing is ANSI/NSF 61 listed. All ingredients in the TPV compound are listed in the U.S. FDA CFR, Title 21.

**⚠ WARNING!** Working pressures are at +68°F (+20°C). Higher temperatures reduce the available working pressure. See the PVC and Thermoplastic Temperature/Pressure chart in the Media Compatibility section.



## PVC General Purpose Hose

Series GPH™

Industry  
Standards

✓ Nonconductive

Series GPH is a versatile, flexible and lightweight hose designed to handle air, mild chemicals and water. The hose construction incorporates a tube that is compatible with light oil mists found in air tool lubricating systems. The multiple plies of textile reinforcement provide strength and flexibility, and the flame resistant cover is also resistant to abrasion, mild chemicals, ultraviolet light and weathering. Series GPH is available in multiple standard colors for color-coded identification. The hose construction is electrically nonconductive with a minimum resistance of one megaohm per inch at 1000 volts DC.

- NOTES:**
- The user must determine if the hose is suitable for applications subject to electrical hazard. Contact Parker for additional information.
  - Series GPH does not contain red phosphorous.

**Other cover colors available:**

GPH-BLU 

GPH-GRA 

GPH-YEL 

<b>Tube:</b>	Black PVC
<b>Reinforcement:</b>	Multiple textile plies
<b>Cover:</b>	Black, blue, gray, red or yellow PVC; perforated smooth finish
<b>Temp. Range:</b>	-15°F to +150°F (-25°C to +65°C). Working pressures are at +68°F (+20°C) ambient temperature. Higher temperatures reduce the available working pressure. See the PVC and Thermoplastic Temperature/Pressure chart in the Media Compatibility section.
<b>Brand Method:</b>	White ink on black, blue and red hose Black ink on gray and yellow hose
<b>Brand Example:</b>	PARKER GPH – (dash ID) – (fraction ID) – XXX PSI – GENERAL PURPOSE
<b>Design Factor:</b>	4:1
<b>Industry Standards:</b>	Electrically nonconductive with a minimum resistance of one megaohm per inch at 1000 volts DC
<b>Applications:</b>	<ul style="list-style-type: none"> <li>• Air (including oil mist), mild chemicals, water</li> <li>• Agriculture, construction, general industrial</li> </ul>
<b>Vacuum:</b>	See table on the following page
<b>Compare to:</b>	Boston Polyforce II; ContiTech Pliovic 300

(Continued on the following page)

**⚠ WARNING:** This product can expose you to chemicals including N-Methylpyrrolidone, which is known to the State of California to cause birth defects or other reproductive harm. For more information go to [www.p65warnings.ca.gov](http://www.p65warnings.ca.gov).










**⚠ WARNINGS!**

- ▶ Couplings attached with bands or clamps may reduce the working pressure of the hose assembly to less than the maximum rated working pressure of the hose. Refer to the NAHAD Industrial Hose Assembly Guidelines.
- ⚠ Working pressures are at +68°F (+20°C). Higher temperatures reduce the available working pressure. See the PVC and Thermoplastic Temperature/Pressure chart in the Media Compatibility section.

## Series GPH™ – PVC General Purpose Hose (Continued)

### Crimp Specifications

For currently qualified crimp specifications including coupling designation, refer to CrimpSource at [www.parker.com/crimpsource](http://www.parker.com/crimpsource). Refer to the COS-K4 crimper for crimp specs for hose 4" ID and smaller. Refer to the COS-K6 or COS-K10 crimpers for hose IDs larger than 4".

# Part Number														
	ID (in)	ID (mm)		Reinf Layers	OD (in)	OD (mm)	Approx Wt (lbs/ft)	Approx Wt (kg/m)	Min Bend Rad (in)	Min Bend Rad (mm)	Max WP @ 68°F (psi)			
GPH-3GRA500RL	3/16	4.8	2	0.4	10.2	0.06	0.09	1	15	300	21	25	500	Coil
GPH-4BLK500RL														
GPH-4BLU500RL														
GPH-4GRA500RL	1/4	6.4	2	0.5	13.0	0.08	0.12	1	20	300	21	23	500	Coil
GPH-4RED500RL														
GPH-4YEL500RL														
GPH-5GRA500	5/16	7.9	2	0.6	14.0	0.09	0.13	1	20	300	21	23	500	Coil
GPH-6BLK500RL														
GPH-6BLU500RL														
GPH-6GRA500RL	3/8	9.5	2	0.6	16.3	0.12	0.18	1	25	300	21	23	500	Coil
GPH-6RED500RL														
GPH-6YEL500RL														
GPH-8BLK500RL														
GPH-8BLU500RL														
GPH-8GRA500RL	1/2	12.7	2	0.8	20.3	0.17	0.25	2	38	300	21	17	500	Coil
GPH-8RED500RL														
GPH-8YEL500RL														
GPH-10BLK250														
GPH-10GRA250	5/8	15.9	2	0.9	23.1	0.22	0.33	3	64	300	21	10	250	Coil
GPH-10RED250														
GPH-12BLK100														
GPH-12BLU100	3/4	19.1	2	1.1	27.2	0.25	0.37	3	71	300	21	10	100	Coil
GPH-12GRA100														
GPH-12RED100														
GPH-16BLK100	1	25.4	2	1.3	33.8	0.36	0.54	4	102	250	17	5	100	Coil
GPH-16RED100														

**WARNING:** This product can expose you to chemicals including N-Methylpyrrolidone, which is known to the State of California to cause birth defects or other reproductive harm. For more information go to [www.p65warnings.ca.gov](http://www.p65warnings.ca.gov).



# NEXSPRAY PVC Spray Hose

## Series 268

Series 268 is a high pressure spray hose designed to handle chemicals, herbicides and pesticides. The longitudinally ribbed cover reduces drag and is resistant to abrasion, ultraviolet light and weathering.

**NOTE:** Do not use with hydrocarbon based spray solutions. Refer to Series 202 (U600).

<b>Tube:</b>	Green or yellow PVC
<b>Reinforcement:</b>	Multiple textile plies
<b>Cover:</b>	Green or yellow PVC; longitudinally ribbed finish
<b>Temp. Range:</b>	+25°F to +150°F (-5°C to +65°C) Working pressures are at +68°F (+20°C). Higher temperatures reduce the available working pressure. See the PVC and Thermoplastic Temperature/Pressure chart in the Media Compatibility section.
<b>Brand Method:</b>	Black ink
<b>Brand Example:</b>	NEXSPRAY 600 BY PARKER NEXGEN® (P/N) (ID) X (OD) MAX WP 600 PSI AT 68°F (20°C)
<b>Industry Standards:</b>	None applicable
<b>Applications:</b>	<ul style="list-style-type: none"> <li>• Chemicals, herbicides, pesticides, water</li> <li>• Agriculture, commercial lawn and garden</li> </ul>
<b>Vacuum:</b>	Not recommended

### Crimp Specifications

For currently qualified crimp specifications including coupling designation, refer to CrimpSource at [www.parker.com/crimpsource](http://www.parker.com/crimpsource). Refer to the COS-K4 crimper for crimp specs for hose 4" ID and smaller. Refer to the COS-K6 or COS-K10 crimpers for hose IDs larger than 4".

# Part Number	Color	ID (in)	ID (mm)	Reinf Layers	OD (in)	OD (mm)	Approx Wt Per Pkg (lbs)	Approx Wt Per Pkg (kg)	Max WP @ 68°F (psi)	Max WP @ 20°C (bar)	Nom Std Pack Qty (ft)	Pkg Type
268-06002300	Yellow	3/8	9.53	2	0.6	16.1	35.00	15.88	600	41	300	Coil
268-06002400							46.00	20.87			400	Coil
268-06005300	Green	3/8	9.53	2	0.6	16.1	35.00	15.88	600	41	300	Coil
268-08002300							50.00	22.68			300	Coil
268-08002400	Yellow	1/2	12.70	2	0.8	20.1	67.00	30.39	600	41	400	Coil
268-08005300							50.00	22.68			300	Coil
268-08005400	Green	1/2	12.70	2	0.8	20.1	67.00	30.39	600	41	400	Coil

**WARNING:** This product can expose you to chemicals including DEHP, which is known to the State of California to cause cancer and birth defects or other reproductive harm. For more information go to [www.p65warnings.ca.gov](http://www.p65warnings.ca.gov).

### ⚠️ WARNINGS!

- ▶ Couplings attached with bands or clamps may reduce the working pressure of the hose assembly to less than the maximum rated working pressure of the hose. Refer to the NAHAD Industrial Hose Assembly Guidelines.
- ⚠️ Working pressures are at +68°F (+20°C). Higher temperatures reduce the available working pressure. See the PVC and Thermoplastic Temperature/Pressure chart in the Media Compatibility section.



# NEXSPRAY U Urethane / PVC Spray Hose

Series 202 (600 PSI) / Series 203 (800 PSI)

Series 202/203 is a high pressure spray hose designed to handle diluted hydrocarbon-based chemicals, herbicides and pesticides. The longitudinally ribbed cover reduces drag and is resistant to abrasion, ultraviolet light and weathering.

- Tube:** Black urethane / PVC
- Reinforcement:** Multiple textile plies
- Cover:** Green or yellow PVC; longitudinally ribbed finish
- Temp. Range:** +25°F to +150°F (-5°C to +65°C)  
Working pressures are at +68°F (+20°C). Higher temperatures reduce the available working pressure. See the PVC and Thermoplastic Temperature/Pressure chart in the Media Compatibility section.
- Brand Method:** Black ink
- Brand Example:** **Series 202:** NEXSPRAY U600 BY PARKER NEXGEN (P/N) (ID) X (OD) MAX WP 600 PSI AT 68°F (20°C)  
**Series 203:** NEXSPRAY U800 BY PARKER NEXGEN (P/N) (ID) X (OD) MAX WP 800 PSI AT 68°F (20°C)
- Industry Standards:** None applicable
- Applications:**
  - Chemicals, herbicides, pesticides, water
  - Agriculture, commercial lawn and garden
- Vacuum:** Not recommended

### Crimp Specifications

For currently qualified crimp specifications including coupling designation, refer to CrimpSource at [www.parker.com/crimpsource](http://www.parker.com/crimpsource). Refer to the COS-K4 crimper for crimp specs for hose 4" ID and smaller. Refer to the COS-K6 or COS-K10 crimpers for hose IDs larger than 4".

### Series 202 – NEXSPRAY U600, 600 PSI, Yellow Ribbed Cover

# Part Number	ID (in)	ID (mm)	Reinf Layers	OD (in)	OD (mm)	Approx Wt Per Pkg (lbs)	Approx Wt Per Pkg (kg)	Max WP @ 68°F (psi)	Max WP @ 20°C (bar)	Nom Std Pack Qty (ft)	Pkg Type
202-06002300	3/8	9.5	4	0.7	16.6	38.00	17.24	600	41	300	Coil
202-06002400						51.00	23.13			400	Coil
202-08002300	1/2	12.7	4	0.8	21.3	60.00	27.22	600	41	300	Coil
202-08002400						80.00	36.29			400	Coil
202-12002300	3/4	19.1	4	1.1	29.0	99.00	44.91	600	41	300	Coil

**WARNING:** This product can expose you to chemicals including DEHP, which is known to the State of California to cause cancer and birth defects or other reproductive harm. For more information go to [www.p65warnings.ca.gov](http://www.p65warnings.ca.gov).


### Series 203 – NEXSPRAY U800, 800 PSI, Green Ribbed Cover

# Part Number	ID (in)	ID (mm)	Reinf Layers	OD (in)	OD (mm)	Approx Wt Per Pkg (lbs)	Approx Wt Per Pkg (kg)	Max WP @ 68°F (psi)	Max WP @ 20°C (bar)	Nom Std Pack Qty (ft)	Pkg Type
203-06005300	3/8	9.5	4	0.7	16.6	39.00	17.69	800	55	300	Coil
203-08005300	1/2	12.7	4	0.8	21.3	60.00	27.22	800	55	300	Coil
203-10005300	5/8	15.9	4	1.0	25.1	81.00	37.00	800	55	300	Coil
203-12005300	3/4	19.1	4	1.1	29.0	101.00	45.81	800	55	300	Coil

**WARNING:** This product can expose you to chemicals including DEHP, which is known to the State of California to cause cancer and birth defects or other reproductive harm. For more information go to [www.p65warnings.ca.gov](http://www.p65warnings.ca.gov).

### WARNINGS!

- ▶ Couplings attached with bands or clamps may reduce the working pressure of the hose assembly to less than the maximum rated working pressure of the hose. Refer to the NAHAD Industrial Hose Assembly Guidelines.
- ▲ Working pressures are at +68°F (+20°C). Higher temperatures reduce the available working pressure. See the PVC and Thermoplastic Temperature/Pressure chart in the Media Compatibility section.



# NEXVA EVA Hose

## Series 450














Series 450 is a medium pressure hose designed to handle chemicals such as anhydrous ammonia, herbicides, pesticides and water. The semi-translucent construction permits visual observation of materials being conveyed, and the durable construction is resistant to abrasion, ultraviolet light and weathering.

**NOTE:** Do not use for anhydrous ammonia delivery/transfer.

- Tube:** Semi-translucent natural ethyl vinyl acetate (EVA)
- Reinforcement:** Multiple textile plies
- Cover:** Semi-translucent natural ethyl vinyl acetate (EVA)
- Temp. Range:** -50°F to +125°F (-45°C to +52°C)  
Working pressures are at +68°F (+20°C). Higher temperatures reduce the available working pressure. See the PVC and Thermoplastic Temperature/Pressure chart in the Media Compatibility section.
- Brand Method:** Black ink
- Brand Example:** NEXVA 12 BY PARKER NEXGEN (P/N) (ID) X (OD) MAX WP XXX PSI AT 68°F (20°C)
- Industry Standards:** RoHS
- Applications:**
  - Mild chemicals; anhydrous ammonia, herbicides, pesticides, water
  - Anhydrous ammonia applicator, light vacuum line, seed insertion, sight gauge
  - Agriculture, commercial lawn and garden
- Vacuum:** Light

### Crimp Specifications

For currently qualified crimp specifications including coupling designation, refer to CrimpSource at [www.parker.com/crimpsource](http://www.parker.com/crimpsource). Refer to the COS-K4 crimper for crimp specs for hose 4" ID and smaller. Refer to the COS-K6 or COS-K10 crimpers for hose IDs larger than 4".

# Part Number	 ID (in)	 ID (mm)	 Reinf Layers	 OD (in)	 OD (mm)	 Approx Wt Per Pkg (lbs)	 Approx Wt Per Pkg (kg)	 Max WP @ 68°F (psi)	 Max WP @ 20°C (bar)	 Nom Std Pack Qty (ft)	 Pkg Type
450-04000500	1/4	6.4	2	0.4	9.9	15.00	6.80	300	21	500	Coil
450-06000300	3/8	9.5	2	0.6	15.1	21.00	9.53	250	17	300	Coil
450-08000300	1/2	12.7	2	0.7	18.3	27.00	12.25	250	17	300	Coil
450-10000300	5/8	15.9	2	0.8	21.5	32.00	14.51	200	14	300	Coil
450-12000300	3/4	19.1	2	1.0	24.6	39.00	17.69	150	10	300	Coil
450-16000200	1	25.4	2	1.3	33.3	49.00	22.23	150	10	200	Coil

### ⚠️ WARNINGS!

- ▶ Couplings attached with bands or clamps may reduce the working pressure of the hose assembly to less than the maximum rated working pressure of the hose. Refer to the NAHAD Industrial Hose Assembly Guidelines.
- ⚠️ Working pressures are at +68°F (+20°C). Higher temperatures reduce the available working pressure. See the PVC and Thermoplastic Temperature/Pressure chart in the Media Compatibility section.





# Fire Extinguisher and Booster Hose










Series 167



Series 167 is a very flexible and kink resistant fire extinguisher hose. The hose is manufactured to close tolerances, eliminating the need for multiple coupling components and reducing labor costs in high volume assembly operations. The hose construction is resistant to abrasion, ozone, ultraviolet light and weathering.

**NOTE:** Dimensions can be adjusted to accommodate customer couplings. Contact Parker.


- Tube:** Black blended PVC; 72A durometer
- Reinforcement:** Multiple textile plies
- Cover:** Black blended PVC; UV resistant 72A durometer smooth finish
- Temp. Range:** -65°F to +150°F (-54°C to +65°C)  
Working pressures are at +68°F (+20°C). Higher temperatures reduce the available working pressure. See the PVC and Thermoplastic Temperature/Pressure chart in the Media Compatibility section.
- Brand Method:** White ink
- Brand Example:** PARKER HANNIFIN CANADA (P/N) UL INC. ® LISTED FIRE EXT. & BOOSTER HOSE EX5282 ISSUE 2052 MAX WP 250 PSI -54°C (-65°F)
- Design Factor:** 4:1
- Industry Standards:** UL92
- Applications:** Portable fire extinguishers
- Vacuum:** Not recommended

# Part Number	 ID (in)	 ID (mm)	 Reinf Layers	 OD (in)	 OD (mm)	 Approx Wt (lbs/ft)	 Approx Wt (kg/m)	 Max WP @ 68°F (psi)	 Max WP @ 20°C (bar)
167-06008	3/8	9.5	2	0.7	17.0	13.40	19.97	250	17
167-08008	1/2	12.7	2	0.8	20.8	18.20	27.12	250	17

**WARNING:** This product can expose you to chemicals including DEHP, which is known to the State of California to cause cancer and birth defects or other reproductive harm. For more information go to [www.p65warnings.ca.gov](http://www.p65warnings.ca.gov).

**⚠ WARNINGS!**

- ▶ Couplings attached with bands or clamps may reduce the working pressure of the hose assembly to less than the maximum rated working pressure of the hose. Refer to the NAHAD Industrial Hose Assembly Guidelines.
- ⚠ Working pressures are at +68°F (+20°C). Higher temperatures reduce the available working pressure. See the PVC and Thermoplastic Temperature/Pressure chart in the Media Compatibility section.



# NEXBRAID® Clear PVC Hose

Series 125 (Standard Wall) and  
Series 126 (Heavy Duty)



Industry Standards	
<input checked="" type="checkbox"/>	EU
<input checked="" type="checkbox"/>	FDA
<input checked="" type="checkbox"/>	NSF
<input checked="" type="checkbox"/>	RoHS
<input checked="" type="checkbox"/>	USP

Series 125 (standard wall) and Series 126 (thick wall) are flexible PVC transfer hoses for dry abrasive materials such as grains, granules, pellets and powders; beverages and potable water; non-fatty and non-oily foods; and sanitary products. The hoses feature a smooth tube that is abrasion resistant and will not impart taste or odor, and allows full-flow, while the clear PVC construction permits visual observation of materials being conveyed. Series 125 and Series 126 also provide excellent general industrial service in air breathing supply pneumatics, flexible conduit, harness and light vacuum applications.

**Tube:** Clear PVC  
**Reinforcement:** Multiple textile plies  
**Cover:** Blue tint PVC; smooth finish  
**Temp. Range:** +25°F to +150°F (-5°C to +65°C)  
 Working pressures are at +68°F (+20°C). Higher temperatures reduce the available working pressure. See the PVC and Thermoplastic Temperature/Pressure chart in the Media Compatibility section.

**Brand Method:** Black ink

**Brand Example:**  
**Series 125:** NEXBRAID® SW FOOD GRADE PVC BY PARKER NEXGEN® (P/N) (ID) MAX WP XXX PSI AT 68°F (20°C) NSF-51 MAX TEMP 150°F (65°C)  
**Series 126:** NEXBRAID® HD FOOD GRADE PVC BY PARKER NEXGEN® (P/N) (ID) MAX WP XXX PSI AT 68°F (20°C) NSF-51 MAX TEMP 150°F (65°C)

**Industry Standards:**

- FDA ingredients\*\*, NSF 51 certified to 180°F (82°C)\*\* , USP Class VI Rated\*\*
- EU: Meets requirements and amendments of Resolution AP(89) for food contact
- RoHS Compliant

**Applications:**

- Beverages, potable water, pure water
- Dry abrasive materials, flour, grains, granules, pellets, powders, sugar
- Air, flexible conduit, light vacuum, wire harness

**Vacuum:** Light

(Continued on the following page)

**⚠ WARNING:** This product can expose you to chemicals including DEHP, which is known to the State of California to cause cancer and birth defects or other reproductive harm. For more information go to [www.p65warnings.ca.gov](http://www.p65warnings.ca.gov).

**⚠ WARNINGS!**












- ▶ Couplings attached with bands or clamps may reduce the working pressure of the hose assembly to less than the maximum rated working pressure of the hose. Refer to the NAHAD Industrial Hose Assembly Guidelines.
- ⚠ Working pressures are at +68°F (+20°C). Higher temperatures reduce the available working pressure. See the PVC and Thermoplastic Temperature/Pressure chart in the Media Compatibility section.

## Series 125/126 – NEXBRAID® Clear PVC Hose (Continued)

## Crimp Specifications

For currently qualified crimp specifications including coupling designation, refer to CrimpSource at [www.parker.com/crimpsource](http://www.parker.com/crimpsource). Refer to the COS-K4 crimper for crimp specs for hose 4" ID and smaller. Refer to the COS-K6 or COS-K10 crimpers for hose IDs larger than 4".












## Series 125 (Standard Wall)

# Part Number	 ID (in)	 ID (mm)	 Reinf Layers	 OD (in)	 OD (mm)	 Approx Wt (lbs/ft)	 Approx Wt (kg/m)	 Max WP (psi) @ 68°F	 Max WP (bar) @ 20°C	 Nom Std Pack Qty (ft)	 Pkg Type
125-03000300	3/16	4.8	2	0.4	9.5	0.05	0.07	250	17	300	Coil
125-04000300	1/4	6.4	2	0.4	11.1	0.06	0.09	250	17	300	Coil
125-05000300	5/16	7.9	2	0.5	13.3	0.08	0.12	250	17	300	Coil
125-06000300	3/8	9.5	2	0.6	15.1	0.09	0.13	225	16	300	Coil
125-08000300	1/2	12.7	2	0.8	19.1	0.14	0.21	200	14	300	Coil
125-10000300	5/8	15.9	2	0.9	22.2	0.17	0.25	200	14	300	Coil
125-12000300	3/4	19.1	2	1.0	26.2	0.22	0.33	150	10	300	Coil
125-16000200	1	25.4	2	1.3	33.0	0.31	0.46	125	9	200	Coil
125-20000100	1-1/4	31.8	2	1.6	41.3	0.45	0.67	100	7	100	Coil
125-24000100	1-1/2	38.1	2	1.9	49.2	0.64	0.95	100	7	100	Coil
125-32000100	2	50.8	2	2.5	63.3	0.95	1.42	75	5	100	Coil

\* All tube compound ingredients used in this hose are listed in the U.S. FDA CFR, Title 21. Hose NSF 51 listed. Compound USP Class VI rated.

**WARNING:** This product can expose you to chemicals including DEHP, which is known to the State of California to cause cancer and birth defects or other reproductive harm. For more information go to [www.p65warnings.ca.gov](http://www.p65warnings.ca.gov).

## Series 126 (Heavy Duty)

# Part Number	 ID (in)	 ID (mm)	 Reinf Layers	 OD (in)	 OD (mm)	 Approx Wt (lbs/ft)	 Approx Wt (kg/m)	 Max WP (psi) @ 68°F	 Max WP (bar) @ 20°C	 Nom Std Pack Qty (ft)	 Pkg Type
126-04000300	1/4	6.4	2	0.5	12.7	0.08	0.12	350	24	300	Coil
126-05000300	5/16	7.9	2	0.6	14.3	0.09	0.13	275	19	300	Coil
126-06000300	3/8	9.5	2	0.6	15.9	0.11	0.16	250	17	300	Coil
126-08000300	1/2	12.7	2	0.8	20.6	0.18	0.27	250	17	300	Coil
126-12000200	3/4	19.1	2	1.1	28.5	0.30	0.45	200	14	200	Coil
126-16000200	1	25.4	2	1.4	34.8	0.39	0.58	150	10	200	Coil
126-20000100	1-1/4	31.8	2	1.8	44.5	0.66	0.98	125	9	100	Coil
126-24000100	1-1/2	38.1	2	2.0	50.8	0.77	1.15	100	7	100	Coil

\* All tube compound ingredients used in this hose are listed in the U.S. FDA CFR, Title 21. Hose NSF 51 listed. Compound USP Class VI rated.

**WARNING:** This product can expose you to chemicals including DEHP, which is known to the State of California to cause cancer and birth defects or other reproductive harm. For more information go to [www.p65warnings.ca.gov](http://www.p65warnings.ca.gov).



# THORO-BRAID® Clear PVC Hose

Series 7581



Series 7581 is a flexible PVC transfer hose for dry abrasive materials such as grains, granules, pellets and powders; beverages and potable water; and non-fatty and non-oily foods and sanitary products. This hose features a smooth tube that is abrasion resistant and will not impart taste or odor, and allows full-flow. The clear PVC construction permits visual observation of materials being conveyed. Series 7581 also provides excellent general industrial service in air, flexible conduit and water applications.

**NOTE:** Series 7581 does not contain phthalates.

- Tube:** Clear PVC
- Reinforcement:** Multiple textile plies
- Cover:** Blue tint PVC; smooth finish
- Temp. Range:** -5°F to +170°F (-20°C to +76°C)  
Working pressures are at 68°F (20°C). Higher temperatures reduce the available working pressure. See the PVC and Thermoplastic Temperature/Pressure chart in the Media Compatibility section.
- Brand Method:** Not branded
- Design Factor:** 3:1
- Industry Standards:** FDA Compliant
- Applications:**
  - Beverages, potable and pure water
  - Dry abrasive materials, flour, grains, granules, pellets, powders, sugar
  - Air, flexible conduit, light vacuum, wire harness
- Vacuum:** Not recommended
- Compare to:** ContiTech Pliovic 200; Gates 7744; Jason 4511; Kentak 50H, Pacific Echo 410; Petzetakis 10206; Superflex BTC

### Crimp Specifications

For currently qualified crimp specifications including coupling designation, refer to CrimpSource at [www.parker.com/crimpsource](http://www.parker.com/crimpsource). Refer to the COS-K4 crimper for crimp specs for hose 4" ID and smaller. Refer to the COS-K6 or COS-K10 crimpers for hose IDs larger than 4".

#													
Part Number	ID (in)	ID (mm)	Reinf Layers	OD (in)	OD (mm)	Approx Wt (lbs/ft)	Approx Wt (kg/m)	Min Bend Rad (in)	Min Bend Rad (mm)	Max WP @ 68°F (psi)	Max WP @ 20°C (bar)	Nom Std Pack Qty (ft)	Pkg Type
7581-251	1/4	6.4	2	0.4	11.0	0.06	0.09	1	31	285	20	300	Coil
7581-381	3/8	9.5	2	0.6	16.0	0.11	0.16	2	51	240	17	300	Coil
7581-501	1/2	12.7	2	0.8	20.0	0.13	0.19	2	61	215	15	300	Coil
7581-631	5/8	15.9	2	0.9	22.0	0.18	0.27	3	81	190	13	300	Coil
7581-751	3/4	19.1	2	1.0	26.0	0.22	0.33	4	102	185	13	300	Coil
7581-1001	1	25.4	2	1.3	33.0	0.32	0.48	6	140	145	10	300	Coil
7581-1251	1-1/4	31.8	2	1.6	41.0	0.45	0.67	7	180	95	7	100	Coil
7581-1501	1-1/2	38.1	2	1.9	48.0	0.60	0.89	10	254	70	5	100	Coil
7581-2001	2	50.8	2	2.4	62.0	0.91	1.36	12	300	70	5	100	Coil

### ⚠️ WARNINGS!

- ▶ Couplings attached with bands or clamps may reduce the working pressure of the hose assembly to less than the maximum rated working pressure of the hose. Refer to the NAHAD Industrial Hose Assembly Guidelines.
- ⚠️ Working pressures are at +68°F (+20°C). Higher temperatures reduce the available working pressure. See the PVC and Thermoplastic Temperature/Pressure chart in the Media Compatibility section.



# NEXAQUA PVC Potable Water Hose

Series 162 and Series 164



Series 162 and 164 are designed as lightweight, reinforced PVC hoses for potable water. Each features a spiral tracer yarn (Series 162 red/ Series 164 blue) for color-coded identification. Series 164 incorporates a white tube to inhibit growth of algae. The all-PVC hose construction is resistant to abrasion, weathering and ultraviolet light.

- Tube:**
  - Series 162:** Clear PVC
  - Series 164:** White PVC
- Reinforcement:**
  - Series 162:** Multiple textile plies with red tracer
  - Series 164:** Multiple textile plies with blue tracer
- Cover:** Clear PVC; smooth finish
- Temp. Range:** +25°F to +150°F (-5°C to +65°C)  
Working pressures are at +68°F (+20°C). Higher temperatures reduce the available working pressure. See the PVC and Thermoplastic Temperature/Pressure chart in the Media Compatibility section.
- Brand Method:** Black ink
- Brand Example:**
  - Series 162:** NEXAQUA RT FOOD GRADE PVC BY PARKER NEXGEN® (P/N) (ID) X (OD) NSF-51 MAX TEMP 150°F (65°C)
  - Series 164:** NEXAQUA BT FOOD GRADE BY PARKER NEXGEN® (P/N) (ID) X (OD) MAX WP 150 PSI AT 68°F (20°C)
- Industry Standards:**
  - Series 162 (only) NSF 51 listed to maximum temperature 180°F (82°C)\*\*
  - Series 162 and 164 FDA ingredients\*\*
  - Series 162 and 164 RoHS compliant
- Applications:**
  - Potable water
  - Air, mild chemicals
- Vacuum:** Not recommended

**Crimp Specifications**

For currently qualified crimp specifications including coupling designation, refer to CrimpSource at [www.parker.com/crimpsource](http://www.parker.com/crimpsource). Refer to the COS-K4 crimper for crimp specs for hose 4" ID and smaller. Refer to the COS-K6 or COS-K10 crimpers for hose IDs larger than 4".

**Series 162 (Clear PVC with red tracer) and Series 164 (White PVC Tube with blue tracer)**

#											
Part Number 162* or 164	ID (in)	ID (mm)	Reinf Layers	OD (in)	OD (mm)	Approx Wt (lbs/ft)	Approx Wt (kg/m)	Max WP (psi) @ 68°F	Max WP (bar) @ 20°C	Nom Std Pack Qty (ft)	Pkg Type
-06000250	3/8	9.5	2	0.6	14.4	19.00	28.31	150	10	250	Coil
-08000250	1/2	12.7	2	0.7	17.9	26.00	38.74	150	10	250	Coil
-10000250	5/8	15.9	2	0.8	21.2	32.00	47.68	125	9	250	Coil
-12000250	3/4	19.1	2	1.0	24.9	42.00	62.58	100	7	250	Coil
-16000250	1	25.4	2	1.2	31.2	54.00	80.46	75	5	250	Coil
-18000100	1-1/8	28.6	2	1.4	34.9	27.00	40.23	75	5	100	Coil

\* All tube compound ingredients used are listed in the U.S. FDA CFR, Title 21. Series 162 hose NSF listed. Compound USP Class VI rated.

**WARNING:** This product can expose you to chemicals including DEHP, which is known to the State of California to cause cancer and birth defects or other reproductive harm. For more information go to [www.p65warnings.ca.gov](http://www.p65warnings.ca.gov).

**WARNINGS!**

- ▶ Couplings attached with bands or clamps may reduce the working pressure of the hose assembly to less than the maximum rated working pressure of the hose. Refer to the NAHAD Industrial Hose Assembly Guidelines.
- ▲ Working pressures are at +68°F (+20°C). Higher temperatures reduce the available working pressure. See the PVC and Thermoplastic Temperature/Pressure chart in the Media Compatibility section.



# NEXSYN H61 EPDM / TPV Hose

Series 715

Industry Standards	
<input checked="" type="checkbox"/>	EU
<input checked="" type="checkbox"/>	FDA
<input checked="" type="checkbox"/>	NSF
<input checked="" type="checkbox"/>	RoHS

Series 715 hose is extruded to close tolerances using specially designed thermoplastic vulcanizate (TPV) materials that perform like EPDM rubber. The mechanical and recovery properties are comparable to most vulcanized elastomers and superior to most thermoplastic elastomers. Series 715 is 25–35% lighter than PVC and rubber hose of the same dimensions, handles higher operating temperatures than PVC hose and maintains flexibility at cold temperatures. This highly durable hose is resistant to flex fatigue, ozone and ultraviolet light, and has excellent resistance to a wide range of mild acids, alkalis, chemicals and deionized water. The opaque cover inhibits algae growth.

- Tube:** Natural EPDM/TPV
- Reinforcement:** Multiple textile plies
- Cover:** Gray EPDM/TPV; smooth finish
- Temp. Range:** -75°F to +180°F (-60°C to +82°C)  
Working pressures are at +68°F (+20°C). Higher temperatures reduce the available working pressure. See the PVC and Thermoplastic Temperature/Pressure chart in the Media Compatibility section.
- Brand Method:** Black ink
- Brand Example:** NEXSYN H61 BY PARKER NEXGEN® (P/N) (ID) X (OD) ANSI/NSF-61 COMPLIANT TUBE MATERIAL MAX 200 PSI WP AT 20°C
- Industry Standards:**
  - Tube material NSF 51 and NSF 61 listed
  - All ingredients in the tube compound are listed in the US FDA CFR, Title 21
  - RoHS Compliant
  - EU Directive 2003/11/EC Compliant
- Applications:**
  - Beverages, potable water; mild acids, alkalis and chemicals
  - Bottled water plants, marine drinking water lines, temporary municipal water connections; dishwasher supply lines
- Vacuum:** Not recommended

### Crimp Specifications

For currently qualified crimp specifications including coupling designation, refer to CrimpSource at [www.parker.com/crimpsource](http://www.parker.com/crimpsource). Refer to the COS-K4 crimper for crimp specs for hose 4" ID and smaller. Refer to the COS-K6 or COS-K10 crimpers for hose IDs larger than 4".

#											
Part Number	ID (in)	ID (mm)	Reinf Layers	OD (in)	OD (mm)	Approx Wt (lbs/ft)	Approx Wt (kg/m)	Max WP (psi) @ 68°F	Max WP (bar) @ 20°C	Nom Std Pack Qty (ft)	Pkg Type
715-06007300	3/8	9.5	2	0.6	15.9	0.09	0.13	200	14	300	Coil
715-08007300	1/2	12.7	2	0.8	19.1	0.11	0.16	200	14	300	Coil
715-10007300	5/8	15.9	2	0.9	22.2	0.13	0.19	200	14	300	Coil

### ⚠ WARNINGS!

- ▶ Couplings attached with bands or clamps may reduce the working pressure of the hose assembly to less than the maximum rated working pressure of the hose. Refer to the NAHAD Industrial Hose Assembly Guidelines.
- ⚠ Working pressures are at +68°F (+20°C). Higher temperatures reduce the available working pressure. See the PVC and Thermoplastic Temperature/Pressure chart in the Media Compatibility section.



# NEXBRAID® PW PVC Potable Water By-Pass Hose

Series 128



Series 128 is a versatile, flexible potable water transfer hose. The thick wall is kink resistant and 25% lighter than comparable rubber hose. The abrasion and ultraviolet light resistant blue opaque cover inhibits algae growth and is available with a sunlight barrier layer. Its smooth tube protects the integrity of water, does not impart taste or odor, and it is suitable for deionized water. Since Series 128 hose is much easier to couple, install and remove than polyethylene pipe, it is the preferred choice for temporary water supply and bypass lines where service has been curtailed due to construction.

- Tube:** Clear/blue tint PVC
- Reinforcement:** Multiple textile plies
- Cover:** Blue PVC; smooth finish
- Temp. Range:** -13°F to +150°F (-25°C to +65°C)  
Working pressures are at +68°F (+20°C) ambient temperature. Higher temperatures reduce the available working pressure. See the PVC and Thermoplastic Temperature/Pressure chart in the Media Compatibility section.
- Brand Method:** Black ink
- Brand Example:** NEXBRAID® PW PURE WATER HOSE BY PARKER NEXGEN® (P/N) (ID) ANSI/NSF-61 COMPLIANT TUBE MATERIAL MAX WP 200 PSI AT 68°F (20°C)
- Industry Standards:**
  - FDA Compliant
  - Certification by NSF that the tube material conforms to the requirements of NSF Standard 61 for a maximum surface area to volume ratio of 200 square inches per liter
  - Tube compound is California Proposition 65 compliant
- Applications:**
  - Potable water, pure water
  - Bottled water plants, water analysis collection
  - Municipal water supply temporary by-pass connections
- Vacuum:** Not recommended

### Crimp Specifications

For currently qualified crimp specifications including coupling designation, refer to CrimpSource at [www.parker.com/crimpsource](http://www.parker.com/crimpsource). Refer to the COS-K4 crimper for crimp specs for hose 4" ID and smaller. Refer to the COS-K6 or COS-K10 crimpers for hose IDs larger than 4".

#											
Part Number	ID (in)	ID (mm)	Reinf Layers	OD (in)	OD (mm)	Approx Wt (lbs/ft)	Approx Wt (kg/m)	Max WP @ 68°F (psi)	Max WP @ 20°C (bar)	Nom Std Pack Qty (ft)	Pkg Type
128-10006200	5/8	15.9	2	1.0	23.6	0.21	0.31	250	17	200	Coil
128-12006200	3/4	19.1	2	1.1	28.6	0.59	0.88	250	17	200	Coil
128-12016200				1.0	26.2	0.22	0.33	150	10	300	Coil
128-16006200	1	25.4	2	1.4	34.9	0.77	1.15	200	14	200	Coil
128-20006100	1-1/4	31.8	2	1.6	41.4	0.49	0.73	150	10	100	Coil
128-24006100	1-1/2	38.1	2	2.0	49.8	0.71	1.06	100	7	100	Coil
128-32006100	2	50.8	2	2.5	63.3	0.97	1.45	75	5	100	Coil

**WARNING:** This product can expose you to chemicals including DEHP, which is known to the State of California to cause cancer and birth defects or other reproductive harm. For more information go to [www.p65warnings.ca.gov](http://www.p65warnings.ca.gov).

### ⚠️ WARNINGS!

- ▶ Couplings attached with bands or clamps may reduce the working pressure of the hose assembly to less than the maximum rated working pressure of the hose. Refer to the NAHAD Industrial Hose Assembly Guidelines.
- ⚠️ Working pressures are at +68°F (+20°C). Higher temperatures reduce the available working pressure. See the PVC and Thermoplastic Temperature/Pressure chart in the Media Compatibility section.



# NEXAQUA PVC Water Hose

Series 160 (Opaque Green Cover) /  
Series 161 (Green Tint Cover)

Series 160/161 is silicone-free, commercial grade PVC water hose. The cover is resistant to abrasion, ultraviolet light and weathering.

- Tube:** Black PVC
- Reinforcement:** Multiple textile plies
- Cover:** Opaque green or green tint PVC
- Temp. Range:** +25°F to +150°F (-5°C to +65°C)  
Working pressures are at +68°F (+20°C). Higher temperatures reduce the available working pressure. See the PVC and Thermoplastic Temperature/Pressure chart in the Media Compatibility section.
- Brand Method:** **Series 160:** Black ink  
**Series 161:** Not branded
- Brand Example:** **Series 160:** NEXAQUA BY PARKER NEXGEN (P/N) (ID) X (OD) MAX WP XXX PSI AT 68°F (20°C)
- Industry Standards:** None applicable
- Applications:**
  - Mild chemicals, water
  - Golf courses, greenhouses, municipal parks
  - Commercial lawn and garden, contractors, general industrial
- Vacuum:** Not recommended

### Crimp Specifications

For currently qualified crimp specifications including coupling designation, refer to CrimpSource at [www.parker.com/crimpsource](http://www.parker.com/crimpsource). Refer to the COS-K4 crimper for crimp specs for hose 4" ID and smaller. Refer to the COS-K6 or COS-K10 crimpers for hose IDs larger than 4".

### Series 160 – NEXAQUA GRN, Opaque Green Cover

# Part Number	ID (in)	ID (mm)	Reinf Layers	OD (in)	OD (mm)	Approx Wt Per Pkg (lbs)	Approx Wt Per Pkg (kg)	Max WP @ 68°F (psi)	Max WP @ 20°C (bar)	Nom Std Pack Qty (ft)	Pkg Type
160-08005300	1/2	12.7	2	0.7	17.8	32.00	14.51	150	10	300	Coil
160-10005300	5/8	15.9	2	0.8	21.0	39.00	17.69	125	9	300	Coil

Factory assemblies available. Contact Parker.

**WARNING:** This product can expose you to chemicals including DEHP, which is known to the State of California to cause cancer and birth defects or other reproductive harm. For more information go to [www.p65warnings.ca.gov](http://www.p65warnings.ca.gov).

### Series 161 – NEXAQUA CLR, Green Tint Cover

# Part Number	ID (in)	ID (mm)	Reinf Layers	OD (in)	OD (mm)	Approx Wt Per Pkg (lbs)	Approx Wt Per Pkg (kg)	Max WP @ 68°F (psi)	Max WP @ 20°C (bar)	Nom Std Pack Qty (ft)	Pkg Type
161-12005300	3/4	19.1	2	1.0	25.4	59.00	27.00	100	7	300	Coil
161-16005200	1	25.4	2	1.3	33.0	62.00	28.12	100	7	200	Coil

Factory assemblies available. Contact Parker.

**WARNING:** This product can expose you to chemicals including DEHP, which is known to the State of California to cause cancer and birth defects or other reproductive harm. For more information go to [www.p65warnings.ca.gov](http://www.p65warnings.ca.gov).

**WARNINGS!**

- ▶ Couplings attached with bands or clamps may reduce the working pressure of the hose assembly to less than the maximum rated working pressure of the hose. Refer to the NAHAD Industrial Hose Assembly Guidelines.
- ▲ Working pressures are at +68°F (+20°C). Higher temperatures reduce the available working pressure. See the PVC and Thermoplastic Temperature/Pressure chart in the Media Compatibility section.





## DYNAFLEX™ PVC Standard Duty Suction Hose

Series 7560

Series 7560 is a standard duty suction and discharge hose for dry abrasive materials such as debris, granules, pellets and powders; mild chemicals; and water in a variety of transfer applications. The hose features a smooth tube that is abrasion resistant and allows full-flow. The lightweight construction incorporates a white PVC helix that provides suction capability and the cover is resistant to abrasion, mild chemicals, ultraviolet light and weathering.

**NOTE:** Do not use in applications where a static charge may develop unless externally grounded.

<b>Tube:</b>	Green PVC, smooth finish
<b>Reinforcement:</b>	White PVC helix
<b>Cover:</b>	Green PVC, smooth finish
<b>Temp. Range:</b>	+23°F to +140°F (-5°C to +60°C) Working pressures are at +68°F (+20°C). Higher temperatures reduce the available working pressure. See the PVC and Thermoplastic Temperature/Pressure chart in the Media Compatibility section.
<b>Brand Method:</b>	Not branded
<b>Design Factor:</b>	3:1
<b>Industry Standards:</b>	None applicable
<b>Applications:</b>	<ul style="list-style-type: none"> <li>• Abrasive materials, debris, mild chemicals, sewage, slurries, water</li> <li>• Agriculture, construction, mining</li> </ul>
<b>Vacuum:</b>	See below
<b>Compare to:</b>	Gates 100 GR; Kanaflex 100 GR; Kuriyama G and J; Pacific Echo 110, 113; Petzetakis 12500; Superflex 1000 GR

# Part Number	⊙		⊙		⚖		↷		⌚		U	⏏	📦
	ID (in)	ID (mm)	OD (in)	OD (mm)	Approx Wt (lbs/ft)	Approx Wt (kg/m)	Min Bend Rad (in)	Min Bend Rad (mm)	Max WP @ 68°F (psi)	Max WP @ 20°C (bar)	Vacuum Hg (in)	Nom Std Pack Qty (ft)	Pkg Type
7560-750	3/4	19.1	1.0	25.4	0.20	0.30	4	89	120	8	22	100	Coil
7560-1000	1	25.4	1.2	31.5	0.25	0.37	5	114	120	8	22	100	Coil
7560-1250	1-1/4	31.8	1.5	38.9	0.32	0.48	6	145	120	8	22	100	Coil
7560-1500	1-1/2	38.1	1.8	45.2	0.39	0.58	7	170	100	7	22	100	Coil
7560-2000	2	50.8	2.3	58.9	0.57	0.85	9	229	95	7	22	100	Coil
7560-2500	2-1/2	63.5	2.8	71.4	0.80	1.19	11	279	75	5	22	100	Coil
7560-3000	3	76.2	3.4	87.1	1.05	1.56	14	356	65	5	22	100	Coil
7560-4000	4	101.6	4.5	113.0	1.64	2.44	18	457	55	4	22	100	Coil
7560-6000	6	152.4	6.6	167.6	3.08	4.59	30	762	40	3	22	100	Coil

### ⚠ WARNINGS!

- ▶ Couplings attached with bands or clamps may reduce the working pressure of the hose assembly to less than the maximum rated working pressure of the hose. Refer to the NAHAD Industrial Hose Assembly Guidelines.
- ⚠ Working pressures are at +68°F (+20°C). Higher temperatures reduce the available working pressure. See the PVC and Thermoplastic Temperature/Pressure chart in the Media Compatibility section.



# DYNAFLEX™

## Clear PVC Corrugated Suction Hose

### Series 7563



Series 7563 is a flexible, lightweight, phthalate-free PVC suction and discharge hose for dry abrasive materials such as debris, grains, granules, pellets and powders; non-fatty and non-oily foods, liquids and sanitary products; and potable water in a variety of transfer applications. The hose features a smooth tube that is abrasion resistant and will not impart taste or odor, and allows full-flow. The lightweight construction incorporates a PVC helix that provides full suction capability and kink resistance, and the clear PVC hose wall permits visual observation of materials being conveyed.

**NOTE:** Do not use in applications where a static charge may develop unless externally grounded.

- Tube:** Clear/blue tint PVC; smooth finish
- Reinforcement:** Clear PVC helix
- Cover:** Clear/blue tint PVC, corrugated finish; counterclockwise orientation
- Temp. Range:** -5°F to +170°F (-20°C to +76°C)  
Working pressures are at +68°F (+20°C). Higher temperatures reduce the available working pressure. See the PVC and Thermoplastic Temperature/Pressure chart in the Media Compatibility section.
- Brand Method:** Not branded
- Design Factor:** 3:1
- Industry Standards:** FDA Compliant
- Applications:**
  - Debris and dry abrasive materials; flour, grains, granules, pellets, potable water, powders, sugar
  - Liquids, non-fatty and non-oily foods
  - Agriculture, construction, marine, in-plant transfer, delivery, transport
- Vacuum:** See below
- Compare to:** ContiTech Nutriflex; Gates 201 CR; Jason 4660; Kanaflex 200 SFG; Kuriyama WT; Pacific Echo 145; Petzetakis 12426SE; Superflex 9000

# Part Number	ID		OD		Approx Wt		Min Bend Rad		Max WP		Vacuum Hg (in)	Nom Std Pack Qty (ft)	Pkg Type
	(in)	(mm)	(in)	(mm)	(lbs/ft)	(kg/m)	(in)	(mm)	@ 68°F (psi)	@ 20°C (bar)			
7563-750	3/4	19.1	1.0	24.6	0.10	0.15	2	38	55	4	Full	100	Coil
7563-1000	1	25.4	1.2	30.2	0.13	0.19	2	43	55	4	Full	100	Coil
7563-1250	1-1/4	31.8	1.5	37.6	0.17	0.25	2	48	55	4	Full	100	Coil
7563-1500	1-1/2	38.1	1.8	45.5	0.26	0.39	2	53	50	4	Full	100	Coil
7563-2000	2	50.8	2.3	58.9	0.38	0.57	4	109	50	4	Full	100	Coil
7563-2500	2-1/2	63.5	2.9	72.9	0.51	0.76	7	178	45	3	Full	100	Coil
7563-3000	3	76.2	3.4	87.4	0.81	1.21	9	224	45	3	Full	100	Coil
7563-4000	4	101.6	4.6	116.6	1.30	1.94	9	239	45	3	Full	100	Coil
7563-5000	5	127.0	5.6	142.2	1.79	2.67	16	399	45	3	28	100	Coil
7563-6000	6	152.4	6.6	167.9	2.55	3.80	18	450	35	3	28	20, 100	Coil
7563-8000	8	203.2	8.8	223.8	4.20	6.26	28	699	35	3	28	20, 25	Coil

**⚠ WARNINGS!**

- ▶ Couplings attached with bands or clamps may reduce the working pressure of the hose assembly to less than the maximum rated working pressure of the hose. Refer to the NAHAD Industrial Hose Assembly Guidelines.
- ⚠ Working pressures are at +68°F (+20°C). Higher temperatures reduce the available working pressure. See the PVC and Thermoplastic Temperature/Pressure chart in the Media Compatibility section.



# DYNAFLEX™ PVC Suction Hose

## Series 7564



Series 7564 is a PVC suction and discharge hose for dry abrasive materials such as debris, grains, granules, pellets and powders; non-fatty and non-oily foods, liquids and sanitary products; and potable water in a variety of transfer applications. The hose features a smooth tube that is abrasion resistant and will not impart taste or odor, and allows full-flow. The lightweight construction incorporates a white PVC helix that provides full suction capability and kink resistance, and the translucent PVC hose wall permits visual observation of materials being conveyed.

**NOTE:** Do not use in applications where a static charge may develop unless externally grounded.

**Tube:** Clear PVC; smooth finish  
**Reinforcement:** White PVC helix  
**Cover:** Clear PVC; smooth finish  
**Temp. Range:** +23°F to +140°F (-5°C to +60°C)  
 Working pressures are at +68°F (+20°C). Higher temperatures reduce the available working pressure. See the PVC and Thermoplastic Temperature/Pressure chart in the Media Compatibility section.

**Brand Method:** Not branded  
**Design Factor:** 3:1  
**Industry Standards:** FDA Compliant

**Applications:**

- Debris and dry abrasive materials; flour, grains, granules, pellets, potable water, powders, sugar
- Liquids, non-fatty and non-oily foods
- Agriculture, construction, marine, in-plant transfer, delivery, transport

**Vacuum:** See below  
**Compare to:** ContiTech Nutriflow; Gates 101 CL, 200 CL; Jason 4606; Kuriyama H; Pacific Echo 090, 115; Superflex 1000CL

# Part Number	ID (in)	ID (mm)	Reinf Layers	OD (in)	OD (mm)	Approx Wt (lbs/ft)	Approx Wt (kg/m)	Min Bend Rad (in)	Min Bend Rad (mm)	Max WP @ 68°F (psi)	Max WP @ 20°C (bar)	Vacuum Hg (in)	Nom Std Pack Qty (ft)	Pkg Type
7564-500	1/2	12.7	n/a	0.8	19.1	0.12	0.18	3	64	120	8	28	100	Coil
7564-750	3/4	19.1	n/a	1.0	25.4	0.20	0.30	3	76	90	6	28	100	Coil
7564-1000	1	25.4	n/a	1.2	31.0	0.26	0.39	4	102	90	6	28	100	Coil
7564-1250	1-1/4	31.8	n/a	1.5	38.9	0.37	0.55	5	127	80	6	28	100	Coil
7564-1500	1-1/2	38.1	n/a	1.8	46.0	0.44	0.66	6	152	75	5	28	100	Coil
7564-2000	2	50.8	n/a	2.3	59.4	0.67	1.00	8	203	75	5	28	100	Coil
7564-2500	2-1/2	63.5	n/a	2.9	72.4	0.90	1.34	10	254	75	5	28	100	Coil
7564-3000	3	76.2	n/a	3.5	87.6	1.14	1.70	12	305	65	5	28	100	Coil
7564-4000	4	101.6	n/a	4.5	114.3	1.81	2.70	16	406	55	4	28	100	Coil
7564-6000	6	152.4	n/a	6.7	168.9	3.36	5.01	24	610	35	2	28	100	Coil

**⚠ WARNINGS!**

- ▶ Couplings attached with bands or clamps may reduce the working pressure of the hose assembly to less than the maximum rated working pressure of the hose. Refer to the NAHAD Industrial Hose Assembly Guidelines.
- ⚠ Working pressures are at +68°F (+20°C). Higher temperatures reduce the available working pressure. See the PVC and Thermoplastic Temperature/Pressure chart in the Media Compatibility section.



# DYNAFLEX™ PVC Suction Hose

Series 7570



Series 7570 is a heavy duty PVC suction and discharge hose for dry abrasive materials such as debris, grains, granules, pellets, and powders; non-fatty and non-oily foods, liquids and sanitary products; and potable water in a variety of transfer applications. The hose features a smooth tube that is abrasion resistant and will not impart taste or odor, and allows full-flow. The lightweight construction incorporates a wire helix that provides full suction capability, kink resistance, and a path to conduct a static electrical charge to ground. The translucent PVC hose wall permits visual observation of materials being conveyed.

- Tube:** Green tint PVC; smooth finish
- Reinforcement:** Wire helix
- Cover:** Green tint PVC; smooth
- Temp. Range:** +14°F to +140°F (-10°C to +60°C)  
Working pressures are at +68°F (+20°C). Higher temperatures reduce the available working pressure. See the PVC and Thermoplastic Temperature/Pressure chart in the Media Compatibility section.
- Brand Method:** Not branded
- Design Factor:** 3:1
- Industry Standards:** FDA Compliant
- Applications:**
  - Debris and dry abrasive materials; flour, grains granules, pellets, potable water, powders, sugar
  - Liquids, non-fatty and non-oily foods
  - Agriculture, construction, marine, in-plant transfer, delivery, transport
- Vacuum:** See below
- Compare to:** ContiTech Nutriflex Static Wire; Gates 202SW; Kuriyama 7160; Pacific Echo W145; Petzetakis 17009

# Part Number	ID (in)	ID (mm)	OD (in)	OD (mm)	Approx Wt (lbs/ft)	Approx Wt (kg/m)	Min Bend Rad (in)	Min Bend Rad (mm)	Max WP @ 68°F (psi)	Max WP @ 20°C (bar)	Vacuum Hg (in)	Nom Std Pack Qty (ft)	Pkg Type
7570-380	3/8												
7570-500	1/2												
7570-750	3/4	15.9	1.0	25.9	0.22	0.33	3	76	73	5	24	100	Coil
7570-1000	1	25.4	1.3	33.0	0.35	0.52	4	102	73	5	24	100	Coil
7570-1250	1-1/4	31.8	1.6	40.4	0.44	0.66	5	127	58	4	24	100	Coil
7570-1500	1-1/2	38.1	1.9	47.0	0.54	0.80	6	152	58	4	24	100	Coil
7570-2000	2	50.8	2.4	61.7	0.89	1.33	8	203	50	3	24	100	Coil
7570-2500	2-1/2	63.5	2.9	73.9	1.21	1.80	10	254	45	3	24	100	Coil
7570-3000	3	76.2	3.5	89.7	1.54	2.29	12	305	37	3	24	100	Coil
7570-4000	4	101.6	4.6	117.1	2.48	3.70	16	406	22	2	24	100	Coil
7570-6000	6	152.4	6.7	170.4	4.44	6.62	24	610	15	1	24	100	Coil

### ⚠️ WARNINGS!

- ▶ Couplings attached with bands or clamps may reduce the working pressure of the hose assembly to less than the maximum rated working pressure of the hose. Refer to the NAHAD Industrial Hose Assembly Guidelines.
- ⚠️ Working pressures are at +68°F (+20°C). Higher temperatures reduce the available working pressure. See the PVC and Thermoplastic Temperature/Pressure chart in the Media Compatibility section.



# GULLY WASHER®

## Standard Duty Lay Flat PVC Water Discharge Hose

### Series 7541

Series 7541 standard duty lay flat PVC discharge hose is a lightweight, standard duty hose for mild chemicals and water. The lay flat construction rolls up flat for easy handling, storage and transportation in agriculture, construction, general industrial and mining applications. The cover is resistant to abrasion, mild chemicals, ultraviolet light and weathering.

- Tube:** Black PVC (not oil resistant)
- Reinforcement:** Multiple textile plies
- Cover:** Blue PVC
- Temp. Range:** -5°F to +170°F (-20°C to +76°C)  
Working pressures are at +68°F (+20°C). Higher temperatures reduce the available working pressure. See the PVC and Thermoplastic Temperature/Pressure chart in the Media Compatibility section.
- Brand Method:** White ink
- Brand Example:** PARKER SERIES 7541 GULLY WASHER (ID) XXX PSI WP
- Design Factor:** 3:1
- Industry Standards:** None applicable
- Applications:**
  - Mild chemicals, water
  - Agriculture, construction, general industrial, mining
- Vacuum:** Not recommended
- Compare to:** ContiTech Spiralflex; Gates Master-Flex 500; Kanaflex 4501, 4502; Kuriyama NuFlo, VinylFlow; Petzetakis 11252; Sun-Flow SF-10; Superflex DH

#												
Part Number	ID (in)	ID (mm)	Reinf Layers	Wall Thickness (in)	OD (in)	OD (mm)	Approx Wt (lbs/ft)	Approx Wt (kg/m)	Max WP (psi) @ 68°F	Max WP (bar) @ 20°C	Nom Std Pack Qty (ft)	Pkg Type
7541-1501	1-1/2	38.1	3	0.055	1.6	40.7	0.14	0.21	70	5	300	Coil
7541-2001	2	50.8	3	0.055	2.1	53.4	0.18	0.27	70	5	300	Coil
7541-2501	2-1/2	63.5	3	0.059	2.6	66.2	0.24	0.36	60	4	300	Coil
7541-3001	3	76.2	3	0.059	3.1	79.0	0.30	0.45	60	4	300	Coil
7541-4001	4	101.6	3	0.059	4.1	104.6	0.36	0.54	60	4	300	Coil
7541-6001	6	152.4	3	0.071	6.1	156.0	0.71	1.06	45	3	300	Coil
7541-8001	8	204.0	3	0.083	8.1	206.8	1.28	1.91	45	3	300	Coil

**WARNING:** This product can expose you to chemicals including DEHP, which is known to the State of California to cause cancer and birth defects or other reproductive harm. For more information go to [www.p65warnings.ca.gov](http://www.p65warnings.ca.gov).

**⚠ WARNINGS!**

- ▶ Couplings attached with bands or clamps may reduce the working pressure of the hose assembly to less than the maximum rated working pressure of the hose. Refer to the NAHAD Industrial Hose Assembly Guidelines.
- ⚠ Working pressures are at +68°F (+20°C). Higher temperatures reduce the available working pressure. See the PVC and Thermoplastic Temperature/Pressure chart in the Media Compatibility section.



# GULLY WASHER® Medium Duty Lay Flat PVC Water Discharge Hose

Series 7542



Series 7542 medium duty lay flat PVC discharge hose is a lightweight, medium duty hose for mild chemicals and water. The lay flat construction rolls up flat for easy handling, storage and transportation in agriculture, construction, general industrial and mining applications. The red flame resistant modified cover meets MSHA requirements and is also resistant to abrasion, mild chemicals, ultraviolet light and weathering.

- Tube:** Black PVC (not oil resistant)
- Reinforcement:** Multiple textile plies
- Cover:** Red PVC
- Temp. Range:** -5°F to +170°F (-20°C to +76°C)  
Working pressures are at +68°F (+20°C). Higher temperatures reduce the available working pressure. See the PVC and Thermoplastic Temperature/Pressure chart in the Media Compatibility section.
- Brand Method:** White ink
- Brand Example:** PARKER SERIES 7542 GULLY WASHER (ID) XXX PSI WP FLAME RESISTANT US MSHA IC-257/0
- Design Factor:** 3:1
- Industry Standards:** MSHA
- Applications:**
  - Mild chemicals, water
  - Agriculture, construction, general industrial, mining
- Vacuum:** Not recommended
- Compare to:** Jason 4510; Kuriyama Ironsides; Petzetakis 11298; Sun-Flow SF-30, SF-50

#												
Part Number	ID (in)	ID (mm)	Reinf Layers	Wall Thickness (in)	OD (in)	OD (mm)	Approx Wt (lbs/ft)	Approx Wt (kg/m)	Max WP @ 68°F (psi)	Max WP @ 20°C (bar)	Nom Std Pack Qty (ft)	Pkg Type
7542-1501	1-1/2	38.1	3	0.075	1.7	42.1	0.23	0.34	150	10	300	Coil
7542-2001	2	50.8	3	0.079	2.2	55.0	0.30	0.45	150	10	300	Coil
7542-2501	2-1/2	63.5	3	0.083	2.7	68.1	0.37	0.55	150	10	300	Coil
7542-3001	3	76.2	3	0.091	3.2	80.8	0.46	0.69	150	10	300	Coil
7542-4001	4	101.6	3	0.098	4.2	106.8	0.66	0.98	140	10	300	Coil
7542-6001	6	152.4	3	0.106	6.2	158.2	1.02	1.52	100	7	300	Coil
7542-8001	8	203.2	3	0.118	8.2	209.3	1.51	2.25	80	6	300	Coil

**WARNING:** This product can expose you to chemicals including DEHP, which is known to the State of California to cause cancer and birth defects or other reproductive harm. For more information go to [www.p65warnings.ca.gov](http://www.p65warnings.ca.gov).

**WARNINGS!**

- ▶ Couplings attached with bands or clamps may reduce the working pressure of the hose assembly to less than the maximum rated working pressure of the hose. Refer to the NAHAD Industrial Hose Assembly Guidelines.
- ⚠ Working pressures are at +68°F (+20°C). Higher temperatures reduce the available working pressure. See the PVC and Thermoplastic Temperature/Pressure chart in the Media Compatibility section.



## NEXWRAP Spiral Wrap Chafe Guard

### Series 475

Series 475 protects bundles of cable, hose or wire from abrasion and chemical attack and enables easy and flexible routing of multiple lines without removing end terminals or couplings. The lightweight chafe guard installs easily, individual lines can be removed or replaced easily and the open corrugations permit individual items to exit the bundle at any point in the harness.

**NOTE:** Other colors are available. Contact Parker.

<b>Material:</b>	Black or white linear low density polyethylene (LLDPE)
<b>Temp. Range:</b>	-50°F to +140°F (-45°C to +60°C)
<b>Brand Method:</b>	Not branded
<b>Industry Standards:</b>	None applicable
<b>Applications:</b>	<ul style="list-style-type: none"> <li>• Hose and tubing bundling, wire harness</li> <li>• Resin infusion (manufacturing with fiberglass injection)</li> <li>• Assembly lines, fabrication shops, general industrial, manufacturing</li> </ul>

### Series 475 – NEXWRAP Natural (White)

# Part Number	OD		Wall		Recommended Harness Diameter		Approx Wt Per Pkg (lbs)	Approx Wt Per Pkg (kg)	Nom Std Pack Qty (ft)	Pkg Type
	(in)	(mm)	(in)	(mm)	Min (in)	Max (in)				
475-06000704	3/8	9.5	0.062	1.6	3/16	1	24.00	10.88	1000	Spool
475-08000504	1/2	12.7	0.062	1.6	5/16	1-1/2	18.00	8.16	500	Spool
475-12000501	3/4	19.1	0.062	1.6	1/2	1-1/2	36.00	16.33	500	Spool
475-16000401	1	25.4	0.125	3.2	3/4	2	56.00	25.40	400	Spool

**WARNING:** This product can expose you to chemicals including Carbon Black, which is known to the State of California to cause cancer. For more information go to [www.p65warnings.ca.gov](http://www.p65warnings.ca.gov).

### Series 475 – NEXWRAP (Black)

# Part Number	OD		Wall		Recommended Harness Diameter		Approx Wt Per Pkg (lbs)	Approx Wt Per Pkg (kg)	Nom Std Pack Qty (ft)	Pkg Type
	(in)	(mm)	(in)	(mm)	Min (in)	Max (in)				
475-06008704	3/8	9.5	0.062	1.6	3/16	1	24.00	10.89	1000	Spool
475-08008504	1/2	12.7	0.062	1.6	5/16	1-1/2	18.00	8.16	500	Spool
475-12008501	3/4	19.1	0.062	1.6	1/2	1-1/2	36.00	16.33	500	Spool
475-16008401	1	25.4	0.125	3.2	3/4	2	56.00	25.40	400	Spool

**WARNING:** This product can expose you to chemicals including Carbon Black, which is known to the State of California to cause cancer. For more information go to [www.p65warnings.ca.gov](http://www.p65warnings.ca.gov).





**Specialty Hose**



## Hose Selector Guide – by application

Series	Trademark	Hose Application / Construction		Tube	Cover	Size Range (in)	Pressure Range (psi)	Temp Range (°F)	Page No.
7165	WAVEMASTER™	Marine, Engine	Barrier fuel line	Nylon	Nitrile/PVC	1/4 - 5/8	75-100	-20 / +212	211
7293		Foundry & Mill	Oxygen charging	Chloroprene	Chloroprene	1/2 - 2	500	-22 / +176	201
7337		Mining	Conduit, reinforced	Synthetic rubber	Synthetic rubber	1-3/8 - 4	n/a	-30 / +180	204
7337M		Mining	Conduit, reinforced	Synthetic rubber	Synthetic rubber	1/2 - 1-1/4	n/a	-30 / +180	205
7338		Mining	Conduit, non-reinforced	Synthetic rubber	(none)	1-1/2 - 3	n/a	-30 / +180	206
7385		Foundry & Mill	Water, softwall, high temp	SBR	Aramid	1/2 - 2	150	(-20 / +212) (+572 ext)	202
7386		Foundry & Mill	Water, hardwall, high temp	SBR	Aramid	1/2 - 2	150	(-20 / +212) (+572 ext)	203
SS269		Marine	Wet exhaust	Nitrile	Nitrile	1 - 8-5/8	200	-40 / +200	209
SW569	ARMADA®	Marine	Multipurpose	Nitrile	Chloroprene	1/2 - 6	40-75	-20 / +212	207

## Hose Selector Guide – by industry standard

Series	Industry Standards									
	ABYC	CARB	CE	EPA	ISO	MSHA	NMMA	Nonconductive	SAE	USCG
7165	■	■	■	■	■		■		■	■
7293										
7337						■				
7337M						■				
7338						■				
7385								■		
7386										
SS269	■								■	
SW569	■				■		■		■	■

The above tables are guides only. It is the responsibility of the end user to select and/or test the most appropriate product for the application. For more specific Industry Standards information, refer to the "Industry Standards" section of each respective product page. Contact Parker for additional information.

**A complete listing of industry standards is available in the Introduction section.  
See the pages immediately following the Table of Contents for a complete index by series,  
and by product application and name.**

Due to continual product improvements, Parker reserves the right to alter specifications without prior notice.



## Oxygen Charging Hose














Series 7293

Series 7293 is designed for high pressure oxygen lancing and scarfing applications in foundries and steel mills. The hose construction incorporates flame and oil resistant tube and cover compounds. The green cover is resistant to abrasion and weathering, and color-coded for easy and quick identification for oxygen service. The tube is cleaned and the ends are capped at the factory to prevent contamination.

<b>Tube:</b>	Black chloroprene
<b>Reinforcement:</b>	Multiple textile plies
<b>Cover:</b>	Green chloroprene; wrapped finish
<b>Temp. Range:</b>	-22°F to +176°F (-30°C to +80°C)
<b>Brand Method:</b>	Embossed
<b>Brand Example:</b>	PARKER SERIES 7293 OXYGEN CHARGING 500 PSI MAX WP
<b>Design Factor:</b>	4:1
<b>Industry Standards:</b>	None applicable
<b>Applications:</b>	<ul style="list-style-type: none"> <li>• High pressure oxygen</li> <li>• Lancing, scarfing</li> <li>• Foundries, steel mills</li> </ul>
<b>Vacuum:</b>	Not recommended

### Crimp Specifications

For currently qualified crimp specifications including coupling designation, refer to CrimpSource at [www.parker.com/crimpsource](http://www.parker.com/crimpsource). Refer to the COS-K4 crimper for crimp specs for hose 4" ID and smaller. Refer to the COS-K6 or COS-K10 crimpers for hose IDs larger than 4".

# Part Number	 ID (in)	 ID (mm)	 Reinf Layers	 OD (in)	 OD (mm)	 Approx Wt (lbs/ft)	 Approx Wt (kg/m)	 Min Bend Rad (in)	 Min Bend Rad (mm)	 Max WP (psi)	 Max WP (bar)	 Nom Std Pack Qty (ft)	 Pkg Type
7293-0500	1/2	12.7	4	1.0	25.2	0.38	0.57	4	89	500	35	100	Coil
7293-0750	3/4	19.1	4	1.3	32.4	0.54	0.80	4	89	500	35	100	Coil
7293-1000	1	25.4	4	1.5	38.8	0.68	1.01	5	114	500	35	100	Coil
7293-1250	1-1/4	31.8	4	1.9	49.0	1.08	1.61	5	127	500	35	100	Coil
7293-1500	1-1/2	38.1	4	2.2	55.2	1.24	1.85	7	178	500	35	100	Coil
7293-2000	2	50.8	4	2.8	70.2	1.69	2.52	14	356	500	35	100	Coil

**WARNING:** This product can expose you to chemicals including DEHP, which is known to the State of California to cause cancer and birth defects or other reproductive harm. For more information go to [www.p65warnings.ca.gov](http://www.p65warnings.ca.gov).

**WARNING!** Couplings attached with bands or clamps may reduce the working pressure of the hose assembly to less than the maximum rated working pressure of the hose. Refer to the NAHAD Industrial Hose Assembly Guidelines.



# Softwall Furnace Door Coolant Hose

## Nonconductive

### Series 7385



Series 7385 is an industrial cooling/water hose for furnaces in foundries, glassworks, steel mills and other worksites that require a hose to withstand extreme external temperatures. The durable, heat resistant aramid cover withstands steel splashes and external heat radiation to 572°F (300°C). The hose construction is electrically nonconductive with a minimum resistance of one megaohm per inch at 1000 volts DC.

**NOTE:** The user must determine if the hose is suitable for applications subject to electrical hazard. Contact Parker for additional information.

**Tube:** Black SBR  
**Reinforcement:** Multiple textile plies  
**Cover:** Off-white aramid fabric; wrapped finish  
**Temp. Range:** **Internal:** -20°F to +212°F (-29°C to +100°C)  
**External:** to +572°F (+300°C)

**Brand Method:** Not branded  
**Design Factor:** 4:1  
**Industry Standards:** Nonconductive

**Applications:**

- Hot water
- Furnaces and industrial cooling systems
- Foundries, glassworks, steel mills

**Vacuum:** Not recommended

**Compare to:** ContiTech Plicord Furnace Door; Kuriyama Furnace Door Coolant

### Crimp Specifications

For currently qualified crimp specifications including coupling designation, refer to CrimpSource at [www.parker.com/crimpsource](http://www.parker.com/crimpsource). Refer to the COS-K4 crimper for crimp specs for hose 4" ID and smaller. Refer to the COS-K6 or COS-K10 crimpers for hose IDs larger than 4".

#													
Part Number	ID (in)	ID (mm)	Reinf Layers	OD (in)	OD (mm)	Approx Wt (lbs/ft)	Approx Wt (kg/m)	Min Bend Rad (in)	Min Bend Rad (mm)	Max WP (psi)	Max WP (bar)	Nom Std Pack Qty (ft)	Pkg Type
7385-0500	1/2	12.7	2	1.0	24.6	0.33	0.49	5	127	150	10	100	Coil
7385-0750	3/4	19.1	2	1.3	32.0	0.49	0.73	6	152	150	10	100	Coil
7385-1000	1	25.4	2	1.4	36.6	0.51	0.76	8	203	150	10	100	Coil
7385-1250	1-1/4	31.8	2	1.7	43.6	0.66	0.98	9	229	150	10	100	Coil
7385-1500	1-1/2	38.1	2	2.1	54.2	1.11	1.65	12	305	150	10	100	Coil
7385-2000	2	50.8	4	2.7	68.1	1.38	2.06	24	610	150	10	100	Coil

**WARNING:** This product can expose you to chemicals including Carbon Black, which is known to the State of California to cause cancer. For more information go to [www.p65warnings.ca.gov](http://www.p65warnings.ca.gov).

**WARNING!** Couplings attached with bands or clamps may reduce the working pressure of the hose assembly to less than the maximum rated working pressure of the hose. Refer to the NAHAD Industrial Hose Assembly Guidelines.



# Hardwall Furnace Door Coolant Hose














## Series 7386

Series 7386 is an industrial cooling/water suction hose for furnaces in foundries, glassworks, steel mills and other worksites that require a hose to withstand extreme external temperatures. The hose construction incorporates a wire helix that provides full suction capability, kink resistance, and a durable, heat resistant aramid cover that withstands steel splashes and external heat radiation to 572°F (300°C).

<b>Tube:</b>	Black SBR
<b>Reinforcement:</b>	Multiple textile plies with wire helix
<b>Cover:</b>	Off-white aramid fabric; wrapped finish
<b>Temp. Range:</b>	<b>Internal:</b> -20°F to +212°F (-29°C to +100°C) <b>External:</b> to +572°F (+300°C)
<b>Brand Method:</b>	Not branded
<b>Design Factor:</b>	4:1
<b>Industry Standards:</b>	None applicable
<b>Applications:</b>	<ul style="list-style-type: none"> <li>• Hot water</li> <li>• Furnaces and industrial cooling systems</li> <li>• Foundries, glassworks, steel mills</li> </ul>
<b>Vacuum:</b>	29" Hg (737 mm Hg)
<b>Compare to:</b>	Thermoid Furnace Door

### Crimp Specifications

For currently qualified crimp specifications including coupling designation, refer to CrimpSource at [www.parker.com/crimpsource](http://www.parker.com/crimpsource). Refer to the COS-K4 crimper for crimp specs for hose 4" ID and smaller. Refer to the COS-K6 or COS-K10 crimpers for hose IDs larger than 4".

# Part Number	 ID (in)	 ID (mm)	 Reinf Layers	 OD (in)	 OD (mm)	 Approx Wt (lbs/ft)	 Approx Wt (kg/m)	 Min Bend Rad (in)	 Min Bend Rad (mm)	 Max WP (psi)	 Max WP (bar)	 Nom Std Pack Qty (ft)	 Pkg Type
7386-0500	1/2	12.7	2	0.9	22.1	0.25	0.37	3	76	150	10	100	Coil
7386-0750	3/4	19.1	2	1.1	29.0	0.38	0.57	4	102	150	10	100	Coil
7386-1000	1	25.4	2	1.5	37.1	0.54	0.80	5	127	150	10	100	Coil
7386-1250	1-1/4	31.8	2	1.7	43.5	0.65	0.97	6	152	150	10	100	Coil
7386-1500	1-1/2	38.1	2	1.9	49.2	0.83	1.24	7	178	150	10	100	Coil
7386-2000	2	50.8	2	2.5	64.0	1.17	1.74	8	204	150	10	100	Coil

**WARNING:** This product can expose you to chemicals including Carbon Black, which is known to the State of California to cause cancer. For more information go to [www.p65warnings.ca.gov](http://www.p65warnings.ca.gov).

**WARNING!** Couplings attached with bands or clamps may reduce the working pressure of the hose assembly to less than the maximum rated working pressure of the hose. Refer to the NAHAD Industrial Hose Assembly Guidelines.












## Reinforced Conduit Hose

### Series 7337



Series 7337 is a durable cable cover for underground mining equipment. The rugged, abrasion resistant construction is ideal for extreme service conditions and meets MSHA requirements for flame resistance and wall thickness.

<b>Tube:</b>	Black synthetic rubber
<b>Reinforcement:</b>	Multiple textile plies
<b>Cover:</b>	Black synthetic rubber; wrapped finish
<b>Temp. Range:</b>	-30°F to +180°F (-34°C to +82°C)
<b>Brand Method:</b>	Embossed
<b>Brand Example:</b>	PARKER SERIES 7337 PREMIUM CONDUIT HOSE FLAME RESISTANT MINE CONDUIT USMSHA (#)
<b>Industry Standards:</b>	MSHA
<b>Applications:</b>	<ul style="list-style-type: none"> <li>• Conduit</li> <li>• Underground mining equipment</li> </ul>
<b>Vacuum:</b>	Not recommended

# Part Number	 ID (in)	 ID (mm)	 Reinf Layers	 OD (in)	 OD (mm)	 Approx Wt (lbs/ft)	 Approx Wt (kg/m)	 Nom Std Pack Qty (ft)	 Pkg Type
7337-1382	1-3/8	34.9	2	1.8	46.0	0.68	1.01	50	Coil
7337-1502	1-1/2	38.1	2	1.9	49.0	0.72	1.07	50	Coil
7337-1752	1-3/4	44.5	2	2.2	55.4	0.83	1.24	50	Coil
7337-1882	1-7/8	47.6	2	2.3	58.6	0.88	1.31	50	Coil
7337-2002	2	50.8	2	2.4	61.8	0.94	1.40	50	Coil
7337-2252	2-1/4	57.2	2	2.7	68.2	1.05	1.56	50	Coil
7337-2382	2-3/8	60.3	2	2.8	71.3	1.10	1.64	50	Coil
7337-2502	2-1/2	63.5	2	2.9	74.5	1.15	1.71	50	Coil
7337-3002	3	76.2	2	3.4	87.2	1.37	2.04	50	Coil
7337-3502	3-1/2	90.0	2	4.0	101.0	1.59	2.37	50	Coil
7337-4002	4	102.0	2	4.4	113.0	1.79	2.67	50	Coil

**⚠ WARNING:** This product can expose you to chemicals including Carbon Black, which is known to the State of California to cause cancer. For more information go to [www.p65warnings.ca.gov](http://www.p65warnings.ca.gov).












# Reinforced Conduit Hose

## Series 7337M



Series 7337M is a durable, smooth finish cable cover for underground mining equipment. The rugged, abrasion resistant construction is ideal for extreme service conditions and meets MSHA requirements for flame resistance and wall thickness.

<b>Tube:</b>	Black synthetic rubber
<b>Reinforcement:</b>	Multiple textile plies
<b>Cover:</b>	Black synthetic rubber; smooth finish
<b>Temp. Range:</b>	-30°F to +180°F (-34°C to +82°C)
<b>Brand Method:</b>	Impression (2-sided)
<b>Brand Example:</b>	<b>Side 1:</b> PARKER 7337M PREMIUM MINE CONDUIT HOSE FLAME RESISTANT USMSHA (#) <b>Side 2:</b> (ID) USMSHA (#)
<b>Industry Standards:</b>	MSHA
<b>Applications:</b>	<ul style="list-style-type: none"> <li>• Conduit</li> <li>• Underground mining equipment</li> </ul>
<b>Vacuum:</b>	Not recommended

# Part Number	 ID (in)	 ID (mm)	 Reinf Layers	 OD (in)	 OD (mm)	 Approx Wt (lbs/ft)	 Approx Wt (kg/m)	 Nom Std Pack Qty (ft)	 Pkg Type
7337M-502	1/2	12.7	2	1.0	24.6	0.31	0.46	450	Reel
7337M-502050								50	Carton
7337M-632	5/8	15.9	2	1.1	27.8	0.37	0.55	400	Reel
7337M-632050								50	Carton
7337M-752	3/4	19.1	2	1.2	30.8	0.41	0.61	350	Reel
7337M-752050								50	Carton
7337M-1002	1	25.4	2	1.5	37.2	0.52	0.77	250	Reel
7337M-1002050								50	Carton
7337M-1132	1-1/8	28.6	2	1.6	40.5	0.57	0.85	250	Reel
7337M-1132050								50	Carton
7337M-1252	1-1/4	31.8	2	1.7	43.6	0.63	0.94	250	Reel
7337M-1252050								50	Carton

**WARNING:** This product can expose you to chemicals including Carbon Black, which is known to the State of California to cause cancer. For more information go to [www.p65warnings.ca.gov](http://www.p65warnings.ca.gov).











## Nonreinforced Conduit Hose

### Series 7338



Series 7338 is a lightweight cable cover for underground mining equipment. The abrasion resistant construction is ideal for extreme service conditions and meets MSHA requirements for flame resistance and wall thickness.

<b>Tube:</b>	Minimum 3/16" black synthetic rubber
<b>Reinforcement:</b>	None
<b>Cover:</b>	None
<b>Temp. Range:</b>	-30°F to +180°F (-34°C to +82°C)
<b>Brand Method:</b>	Embossed
<b>Brand Example:</b>	PARKER SERIES 7338 PREMIUM CONDUIT HOSE FLAME RESISTANT MINE CONDUIT MSHA (#)
<b>Industry Standards:</b>	MSHA
<b>Applications:</b>	<ul style="list-style-type: none"> <li>• Conduit</li> <li>• Underground mining equipment</li> </ul>
<b>Vacuum:</b>	Not recommended
<b>Compare to:</b>	ContiTech M&P Mine Conduit

# Part Number	 ID (in)	 ID (mm)	 OD (in)	 OD (mm)	 Approx Wt (lbs/ft)	 Approx Wt (kg/m)	 Nom Std Pack Qty (ft)	 Pkg Type
7338-1500	1-1/2	38.1	1.9	48.8	0.76	1.13	50	Coil
7338-1750	1-3/4	44.5	2.2	55.2	0.87	1.30	50	Coil
7338-2000	2	50.8	2.4	61.6	0.98	1.46	50	Coil
7338-2250	2-1/4	57.2	2.7	68.0	1.10	1.64	50	Coil
7338-2500	2-1/2	63.5	2.9	74.3	1.21	1.80	50	Coil
7338-3000	3	76.2	3.4	87.1	1.43	2.13	50	Coil

**Note:** For 100-foot and 200-foot lengths, add "100" or "200" to Part Number above (EX: 7338-1500100, 7338-1500200).

**WARNING:** This product can expose you to chemicals including Carbon Black, which is known to the State of California to cause cancer. For more information go to [www.p65warnings.ca.gov](http://www.p65warnings.ca.gov).





## ARMADA® Marine Multipurpose, Fuel Fill /Vent and Hardwall Wet Exhaust Hose

Series SW569

Industry Standards	
✓	ABYC
✓	ISO
✓	NMMA
✓	SAE
✓	USCG

Series SW569 is an extremely versatile suction and discharge hose for diverse applications such as bilge pump intake, discharge and ventilation; cabin heating; coolant and radiator service; oil and fuel systems using biodiesel (to B100 in dedicated service), ethanol, and gasoline; lubrication systems; wet exhaust systems; nonpotable water systems; and toilet and bath connections. Series SW569 incorporates a dual wire helix that provides full suction capability, flexibility and kink resistance, and the cover is resistant to oil and ozone. The hose is available in multiple incremental sizes for connection to various sizes of pipe used in the marine industry.

- NOTES:**
- Refer to the Refined Fuel/Hose Compatibility Table in the Media Compatibility section.
  - Do not use in applications requiring low-permeation fuel feed hose (SAE J1527 A1-15).

<b>Tube:</b>	Black nitrile
<b>Reinforcement:</b>	Multiple textile plies with dual wire helix
<b>Cover:</b>	Black chloroprene; wrapped finish
<b>Temp. Range:</b>	-20°F to +212°F (-29°C to +100°C)
<b>Brand Method:</b>	Black text on yellow stripe
<b>Brand Example:</b>	PARKER SERIES SW569 ARMADA (ID) MARINE FUEL/WET EXHAUST HOSE XX PSI WP
<b>Design Factor:</b>	4:1
<b>Industry Standards:</b>	ABYC H-24; NMMA; SAE J1527 A1 and A2 Style R2; SAE J1942 Codes F, VW, NVW; SAE J2006 R2; SAE J20R2 B; SAE J20R4 B; SAE J20R5 B; SAE J30R5; ISO 7840 A1; ISO 8469 B1; USCG
<b>Applications:</b>	<ul style="list-style-type: none"> <li>• Biodiesel (to B100 in dedicated service), diesel, ethanol, gasoline, oil</li> <li>• Hot exhaust fumes, nonpotable water</li> <li>• Marine coolant and fuel/vent systems, wet exhaust</li> </ul>
<b>Vacuum:</b>	29" Hg (737 mm Hg)
<b>Compare to:</b>	Thermoid 7910 Bellowsflex A

(Continued on the following page)









**⚠ WARNING:** This product can expose you to chemicals including DEHP, which is known to the State of California to cause cancer and birth defects or other reproductive harm. For more information go to [www.p65warnings.ca.gov](http://www.p65warnings.ca.gov).

**⚠ WARNING!** Couplings attached with bands or clamps may reduce the working pressure of the hose assembly to less than the maximum rated working pressure of the hose. Refer to the NAHAD Industrial Hose Assembly Guidelines.

## Series SW569 – ARMADA® Marine Multipurpose, Fuel Fill / Vent and Hardwall Wet Exhaust Hose (Continued)

### Crimp Specifications

For currently qualified crimp specifications including coupling designation, refer to CrimpSource at [www.parker.com/crimpsource](http://www.parker.com/crimpsource). Refer to the COS-K4 crimper for crimp specs for hose 4" ID and smaller. Refer to the COS-K6 or COS-K10 crimpers for hose IDs larger than 4".

# Part Number													
	ID (in)	ID (mm)		Reinf Layers	OD (in)	OD (mm)	Approx Wt (lbs/ft)	Approx Wt (kg/m)	Min Bend Rad (in)	Min Bend Rad (mm)	Max WP (psi)		
SW569-500	1/2	12.7	2	0.9	22.6	0.29	0.43	2	38	75	5	50	Coil
SW569-625	5/8	15.9	2	1.0	26.4	0.37	0.55	2	38	75	5	50	Coil
SW569-750	3/4	19.1	2	1.2	29.4	0.42	0.63	2	38	75	5	50	Coil
SW569-875	7/8	22.2	2	1.3	33.2	0.50	0.75	2	51	75	5	50	Coil
SW569-1000	1	25.4	2	1.4	35.8	0.53	0.79	2	51	75	5	50	Coil
SW569-1125	1-1/8	28.6	2	1.6	39.6	0.62	0.92	3	64	75	5	50	Coil
SW569-1250	1-1/4	31.8	2	1.7	42.2	0.64	0.95	3	64	75	5	50	Coil
SW569-1312	1-5/16	33.3	2	1.7	43.7	0.66	0.98	3	76	75	5	50	Coil
SW569-1375	1-3/8	34.9	2	1.8	46.0	0.74	1.10	3	76	75	5	50	Coil
SW569-1500	1-1/2	38.1	2	1.9	48.4	0.78	1.16	3	76	50	3	50	Coil
SW569-1625	1-5/8	41.3	2	2.0	51.9	0.87	1.30	4	89	50	3	50	Coil
SW569-1750	1-3/4	44.5	2	2.2	55.4	0.96	1.43	4	89	50	3	50	Coil
SW569-1875	1-7/8	47.6	2	2.4	59.8	1.14	1.70	4	102	50	3	50	Coil
SW569-2000	2	50.8	2	2.5	63.0	1.18	1.76	5	114	50	3	50	Coil
SW569-2125	2-1/8	54.0	2	2.6	65.0	1.22	1.82	5	114	50	3	50	Coil
SW569-2250	2-1/4	57.2	2	2.7	67.6	1.33	1.98	5	114	50	3	50	Coil
SW569-2375	2-3/8	60.3	2	2.8	71.9	1.40	2.09	6	152	50	3	50	Coil
SW569-2500	2-1/2	63.5	2	2.9	73.3	1.41	2.10	7	178	50	3	50	Coil
SW569-2625	2-5/8	66.7	2	3.1	78.0	1.52	2.26	8	203	50	3	50	Coil
SW569-2750	2-3/4	69.9	2	3.2	81.6	1.63	2.43	8	203	40	3	50	Coil
SW569-2875	2-7/8	73.0	2	3.3	84.6	1.67	2.49	8	203	40	3	50	Coil
SW569-3000	3	76.2	2	3.5	87.8	1.74	2.59	9	229	40	3	50	Coil
SW569-3125	3-1/8	79.4	2	3.6	91.6	1.90	2.83	10	241	40	3	50	Coil
SW569-3250	3-1/4	82.6	2	3.7	94.2	2.02	3.01	10	241	40	3	50	Coil
SW569-3500	3-1/2	88.9	2	4.0	101.2	2.13	3.17	10	254	40	3	50	Coil
SW569-4000	4	101.6	2	4.5	114.4	2.50	3.73	12	305	40	3	25	Coil
SW569-4500	4-1/2	114.3	2	5.0	128.0	3.00	4.47	14	356	40	3	25	Coil
SW569-5000	5	127.0	2	5.5	139.8	3.19	4.75	22	559	40	3	25	Coil
SW569-5500	5-1/2	139.7	2	6.1	153.9	3.87	5.77	25	635	40	3	25	Coil
SW569-6000	6	152.4	2	6.6	167.2	4.30	6.41	28	711	40	3	25	Coil

**WARNING:** This product can expose you to chemicals including DEHP, which is known to the State of California to cause cancer and birth defects or other reproductive harm. For more information go to [www.p65warnings.ca.gov](http://www.p65warnings.ca.gov).



## Marine Softwall Wet Exhaust Hose

Series SS269



Series SS269 is a heavy duty softwall marine exhaust hose for use as a flexible connection to circulate, transfer and cool engine water and expended hot gases in discharge lines, heat exchangers and wet exhaust systems. The hose is easier to install and absorbs more vibration than rigid pipe or tubing. The cover is resistant to oil and ozone, and is available in multiple incremental sizes for connection to various sizes of pipe used in the marine industry.

**NOTE:** Do not use with refined oil or fuel, or in suction applications.

<b>Tube:</b>	Black nitrile
<b>Reinforcement:</b>	Multiple textile plies
<b>Cover:</b>	Black nitrile; wrapped finish
<b>Temp. Range:</b>	-40°F to +200°F (-40°C to +93°C)
<b>Brand Method:</b>	Black text on blue stripe
<b>Brand Example:</b>	PARKER SERIES SS269 (ID) SOFTWALL MARINE WET EXHAUST HOSE XXX PSI WP U.S.C.G. TYPE SAE J2006R1 MEETS STANDARDS FOR ABYC
<b>Design Factor:</b>	4:1
<b>Industry Standards:</b>	ABYC; USCG; SAE J2006R1
<b>Applications:</b>	<ul style="list-style-type: none"> <li>• Hot exhaust fumes; oil, nonpotable water</li> <li>• Marine coolant systems, wet exhaust</li> </ul>
<b>Vacuum:</b>	Not recommended

(Continued on the following page)












**⚠ WARNING:** This product can expose you to chemicals including DEHP, which is known to the State of California to cause cancer and birth defects or other reproductive harm. For more information go to [www.p65warnings.ca.gov](http://www.p65warnings.ca.gov).

**⚠ WARNING!** Couplings attached with bands or clamps may reduce the working pressure of the hose assembly to less than the maximum rated working pressure of the hose. Refer to the NAHAD Industrial Hose Assembly Guidelines.

## Series SS269 – Marine Softwall Wet Exhaust Hose (Continued)

**Crimp Specifications**

For currently qualified crimp specifications including coupling designation, refer to CrimpSource at [www.parker.com/crimpsource](http://www.parker.com/crimpsource). Refer to the COS-K4 crimper for crimp specs for hose 4" ID and smaller. Refer to the COS-K6 or COS-K10 crimpers for hose IDs larger than 4".

#											
Part Number	ID (in)	ID (mm)	Reinf Layers	OD (in)	OD (mm)	Approx Wt (lbs/ft)	Approx Wt (kg/m)	Max WP (psi)	Max WP (bar)	Nom Std Pack Qty (ft)	Pkg Type
SS269-1000	1	25.4	2	1.4	36.6	0.45	0.20	200	14	50	Coil
SS269-1125	1-1/8	28.6	2	1.6	39.8	0.51	0.23	200	14	50	Coil
SS269-1250	1-1/4	31.8	2	1.8	45.4	0.71	0.32	200	14	50	Coil
SS269-1312	1-5/16	33.3	2	1.8	46.9	0.73	0.33	200	14	50	Coil
SS269-1375	1-3/8	34.9	2	1.9	48.6	0.77	0.35	200	14	50	Coil
SS269-1500	1-1/2	38.1	2	2.0	51.7	0.81	0.37	200	14	50	Coil
SS269-1625	1-5/8	41.3	2	2.2	55.6	0.90	0.41	200	14	50	Coil
SS269-1750	1-3/4	44.5	2	2.3	58.0	0.91	0.41	200	14	50	Coil
SS269-1875	1-7/8	47.6	2	2.4	61.2	0.96	0.44	200	14	50	Coil
SS269-2000	2	50.8	4	2.6	65.2	1.11	0.50	200	14	50	Coil
SS269-2125	2-1/8	54.0	4	2.7	68.4	1.18	0.54	200	14	25	Coil
SS269-2250	2-1/4	57.2	4	2.8	71.6	1.24	0.56	200	14	25	Coil
SS269-2375	2-3/8	60.3	4	3.0	75.3	1.33	0.60	200	14	25	Coil
SS269-2500	2-1/2	63.5	4	3.1	77.9	1.35	0.61	200	14	25	Coil
SS269-2625	2-5/8	66.7	4	3.2	81.3	1.43	0.65	200	14	25	Coil
SS269-2750	2-3/4	69.9	4	3.3	84.0	1.45	0.66	200	14	25	Coil
SS269-2875	2-7/8	66.7	4	3.4	87.0	1.46	0.66	200	14	25	Coil
SS269-3000	3	76.2	4	3.7	93.0	1.83	0.83	200	14	25	Coil
SS269-3500	3-1/2	88.9	4	4.1	105.3	2.08	0.94	200	14	25	Coil
SS269-4000	4	101.6	4	4.6	117.6	2.32	1.05	200	14	25	Coil
SS269-4500	4-1/2	114.3	4	5.1	130.7	2.55	1.16	200	14	25	Coil
SS269-5000	5	127.0	6	5.9	148.6	3.69	1.68	200	14	25	Coil
SS269-5562	5-9/16	141.3	6	6.4	162.8	4.09	1.86	200	14	25	Coil
SS269-6000	6	152.4	6	6.9	175.2	4.65	2.11	200	14	25	Coil

**WARNING:** This product can expose you to chemicals including DEHP, which is known to the State of California to cause cancer and birth defects or other reproductive harm. For more information go to [www.p65warnings.ca.gov](http://www.p65warnings.ca.gov).



# WAVEMASTER™

## Marine Barrier Fuel Line / Vent Hose

Series 7165

Series 7165 is a premium, low permeation fuel tank feed and vent hose for refined fuels such as biodiesel (to B100 in dedicated and non-dedicated service), alcohol blended fuels, diesel, ethanol and gasoline in marine applications. The hose incorporates a thermoplastic barrier to resist fuel permeation and the cover is resistant to abrasion, oil and weathering. Series 7165 is flexible for easy routing in engine compartments and as a feed line to fuel tanks where liquid fuel is continuously in the hose under normal conditions.

**NOTE:** Refer to the Refined Fuel/Hose Compatibility Table in the Media Compatibility section.

**Tube:** Translucent Nylon  
**Reinforcement:** Multiple textile plies  
**Cover:** Black nitrile/PVC; smooth finish  
**Temp. Range:** -20°F to +212°F (-29°C to +100°C)  
**Brand Method:**

**Side One:** White ink  
**Side Two:** Solid red stripe

**Brand Example:** PARKER SERIES 7165 WAVEMASTER MARINE FUEL HOSE – EPA COMPLIANT – (x)9PKHPLINE165 – SAE J1527 USCG TYPE A1-15 ISO 7840 A1 CE NMMA TYPE ACCEPTED (ID) PH USE WITH ABYC COMPLIANT SYSTEMS AND FITTINGS ONLY

**NOTE:** (x) changes every year

**Design Factor:** 4:1  
**Industry Standards:** ABYC, CARB, CE, EPA, ISO 7840 A1, NMMA, SAE J1527 A1-15, USCG A1

**Applications:**

- Biodiesel (to B100 in dedicated and non-dedicated service), diesel, ethanol, gasoline, oil
- Marine fuel/vent systems

**Vacuum:** Not recommended  
**Compare to:** ContiTech Marine Fuel Line Flexshield  
**Couplings:** ABYC compliant

Industry Standards	
<input checked="" type="checkbox"/>	ABYC
<input checked="" type="checkbox"/>	CARB
<input checked="" type="checkbox"/>	CE
<input checked="" type="checkbox"/>	EPA
<input checked="" type="checkbox"/>	ISO
<input checked="" type="checkbox"/>	NMMA
<input checked="" type="checkbox"/>	SAE
<input checked="" type="checkbox"/>	USCG

### Crimp Specifications

For currently qualified crimp specifications including coupling designation, refer to CrimpSource at [www.parker.com/crimpsource](http://www.parker.com/crimpsource). Refer to the COS-K4 crimper for crimp specs for hose 4" ID and smaller. Refer to the COS-K6 or COS-K10 crimpers for hose IDs larger than 4".

#													
Part Number	ID (in)	ID (mm)	Reinf Layers	OD (in)	OD (mm)	Approx Wt (lbs/ft)	Approx Wt (kg/m)	Min Bend Rad (in)	Min Bend Rad (mm)	Max WP (psi)	Max WP (bar)	Nom Std Pack Qty (ft)	Pkg Type
7165-25250	1/4	6.3	2	0.5	13.6	0.11	0.16	3	64	100	7	250	Reel
7165-31250	5/16	7.9	2	0.6	15.5	0.13	0.19	3	64	100	7	250	Reel
7165-38250	3/8	9.5	2	0.7	17.3	0.16	0.24	3	64	100	7	250	Reel
7165-50250	1/2	12.7	2	0.8	20.9	0.20	0.30	5	114	100	7	250	Reel
7165-63250	5/8	16.0	2	1.0	25.4	0.30	0.45	5	114	75	5	250	Reel

**WARNING:** This product can expose you to chemicals including Carbon Black, which is known to the State of California to cause cancer. For more information go to [www.p65warnings.ca.gov](http://www.p65warnings.ca.gov).

**WARNING!** Couplings attached with bands or clamps may reduce the working pressure of the hose assembly to less than the maximum rated working pressure of the hose. Refer to the NAHAD Industrial Hose Assembly Guidelines.

**NOTES:**

Lined area for notes.

# Steam Hose



## Hose Selector Guide – by application

Series	Trademark	Hose Application / Construction		Tube	Cover	Size Range (in)	Pressure Range (psi)	Temp Range (°F)	Page No.
7200		Hot hydrocarbon drainage, small bore		Nitrile	Chloroprene	3/4 - 1	350	-20 / +300 / 350	221
7200LB		Hot hydrocarbon drainage, large bore		Nitrile	Chloroprene	2 - 4	300	-20 / +300 / 350	222
7263	STEAM-LANCE®	Standard service, black		EPDM	EPDM	1/2 - 1-1/4	261	-40 / +406 / 450	217
7263C	STEAM-LANCE®	Standard service, black	Compact; non-skive crimp couplings	EPDM	EPDM	1/2 - 1	261	-40 / +406 / 450	216
7263E	STEAM-LANCE®	Standard service, black		EPDM	EPDM	1-1/2 - 2	261	-40 / +406 / 450	217
7264	STEAM-LANCE®	Standard service, red		EPDM	EPDM	1/2 - 1	261	-40 / +406 / 450	217
7264C	STEAM-LANCE®	Standard service, red	Compact; non-skive crimp couplings	EPDM	EPDM	1/2 - 1	261	-40 / +406 / 450	216
7285	DRAGON BREATH®	Premium tube, barber pole cover	Non-skive crimp couplings	Chlorobutyl	EPDM	1/2 - 1	261	-40 / +406 / 450	215
7286C	DRAGON BREATH®	Premium tube and cover	Compact; non-skive crimp couplings	Chlorobutyl	Chlorobutyl	1/2 - 1	261	-40 / +406 / 450	220
7288	DRAGON BREATH®	Standard service, red	Oil resistant cover	EPDM	Chloroprene	1/2 - 1	261	-20 / +406 / 450	219

## Hose Selector Guide – by industry standard

Series	Industry Standards
	ISO
7263	■
7263C	■
7263E	■
7264	■
7264C	■
7285	■
7286C	■
7288	■

The above tables are guides only. It is the responsibility of the end user to select and/or test the most appropriate product for the application. For more specific Industry Standards information, refer to the “Industry Standards” section of each respective product page. Contact Parker for additional information.

**A complete listing of industry standards is available in the Introduction section. See the pages immediately following the Table of Contents for a complete index by series, and by product application and name.**

Due to continual product improvements, Parker reserves the right to alter specifications without prior notice.





# DRAGON BREATH® II

## Chlorobutyl Barber Pole Steam Hose

### Non-Skive E-Z Crimp



Series 7285

Series 7285 is a distinctive hose designed for long-lasting steam service—one of the toughest applications for hose, where the hot-cold/wet-dry cycling attacks rubber compounds externally as well as internally. The hose construction incorporates a premium, high-performance chlorobutyl tube which resists heat and popcorning, and a wire braid reinforcement for crush-resistant durability, kink resistance and a path to conduct a static electrical charge to ground. The EPDM cover resists abrasion, cracking, hardening and ozone, and the red/black barber pole cover provides color-coded identification from all angles and great distances. Series 7285 is qualified with Parker non-skive crimp couplings for easy and quick assembly fabrication as well as maintenance-free service.

- Tube:** Black chlorobutyl
- Reinforcement:** Multiple wire braids
- Cover:** Black and red EPDM in alternating spirals; perforated wrapped finish
- Temp. Range:** -40°F to +406°F saturated steam/+450°F superheated steam  
(-40°C to +208°C saturated steam/+232°C superheated steam)
- Brand Method:** Embossed
- Brand Example:** PARKER SERIES 7285 DRAGON BREATH® II STEAM HOSE  
250 PSI MAX WP
- Design Factor:** 20:1
- Industry Standards:** ISO 6134 Type 2
- Applications:**
  - Saturated and superheated steam
  - Cleaning containment vessels and manufacturing equipment; cleaning and heating process equipment
  - Manufacturing and processing plants, refineries
- Vacuum:** Not recommended
- Compare to:** Boston Concord Standard Steam—Spiral Stripe, Steam Slayer; Goodall N2711 Inferno Steam

### Crimp Specifications

For currently qualified crimp specifications including coupling designation, refer to CrimpSource at [www.parker.com/crimpsource](http://www.parker.com/crimpsource). Refer to the COS-K4 crimper for crimp specs for hose 4" ID and smaller. Refer to the COS-K6 or COS-K10 crimpers for hose IDs larger than 4".

#													
Part Number	ID (in)	ID (mm)	Reinf Layers	OD (in)	OD (mm)	Approx Wt (lbs/ft)	Approx Wt (kg/m)	Min Bend Rad (in)	Min Bend Rad (mm)	Max WP (psi)*	Max WP (bar)*	Nom Std Pack Qty (ft)	Pkg Type
7285-502	1/2	12.7	2	1.0	26.2	0.50	0.75	7.0	178	261	18	50	Carton
7285-752	3/4	19.1	2	1.3	32.6	0.64	0.95	9.5	241	261	18	50	Carton
7285-1002	1	25.4	2	1.6	39.3	0.81	1.21	12.0	305	261	18	50	Carton

\* 261 psi saturated steam; 250 psi superheated steam • 18 bar saturated steam; 17 bar superheated steam

**WARNING:** This product can expose you to chemicals including Carbon Black, which is known to the State of California to cause cancer. For more information go to [www.p65warnings.ca.gov](http://www.p65warnings.ca.gov).

### ⚠️ WARNINGS!

- ▶ Failure to properly inspect, maintain, test and use steam hose assemblies may result in property damage, personal injury or death. Refer to ARPM publication IP-11-1, "Guide for Use, Testing and Inspection of Steam Hose."
- ▶ Water changes to hot water and phases of steam when subjected to heat and pressure. The greater the pressure, the higher the temperature required to achieve and maintain a steam phase. If steam escapes, dangerous quantities of heat may be released very suddenly. Exposure to hot water, low pressure steam and high pressure steam may cause severe scalding or fatal burns.
- ▶ Use only hoses designated for steam service for steam applications.
- ▶ Prior to use with detergents or rust inhibitors, refer to the chemical guide in this catalog or contact Parker.
- ▶ Drain steam hose after each use to reduce the possibility of hose popcorning while in service.
- ▶ Couplings attached with bands or clamps may reduce the working pressure of the hose assembly to less than the maximum rated working pressure of the hose. Refer to the NAHAD Industrial Hose Assembly Guidelines.



# STEAM-LANCE® 250 EPDM Compact Steam Hose Non-Skive E-Z Crimp

Series 7263C (Black) and Series 7264C (Red)



Series 7263C/7264C is a compact, slim profile hose for long-lasting steam service, one of the toughest applications for hose, where the hot-cold/wet-dry cycling attacks rubber compounds externally as well as internally. The hose construction incorporates an EPDM tube that resists heat and popcorning, and a wire braid reinforcement for crush-resistant durability, kink resistance and a path to conduct a static electrical charge to ground. The EPDM cover is resistant to abrasion, cracking, hardening and ozone; the red cover of 7264C provides color-coded identification. Series 7263C/7264C is qualified with Parker non-skive crimp couplings for easy and quick assembly fabrication as well as maintenance-free service.

- Tube:** Black EPDM
- Reinforcement:** Multiple wire braids
- Cover:** Black or red EPDM; perforated wrapped finish
- Temp. Range:** -40°F to +406°F saturated steam/+450°F superheated steam (-40°C to +208°C saturated steam/+232°C superheated steam)
- Brand Method:** Embossed
- Brand Example:** PARKER SERIES (7263C) (7264C) STEAM-LANCE® E-Z CRIMP 250 PSI MAX WP
- Design Factor:** 20:1
- Industry Standards:** ISO 6134 Type 2
- Applications:**
  - Saturated and superheated steam
  - Cleaning containment vessels and manufacturing equipment; cleaning and heating process equipment
  - Manufacturing and processing plants, refineries
- Vacuum:** Not recommended
- Compare to:** Boston Concord 250; ContiTech Flexsteel 250 Steam; Gates 205MB Steam King; Goodall N2576 Thermoflex; Thermoid Burstproof Regular

### Crimp Specifications

For currently qualified crimp specifications including coupling designation, refer to CrimpSource at [www.parker.com/crimpsource](http://www.parker.com/crimpsource). Refer to the COS-K4 crimper for crimp specs for hose 4" ID and smaller. Refer to the COS-K6 or COS-K10 crimpers for hose IDs larger than 4".

### Series 7263C (Black) and Series 7264C (Red)

#													
Part Number 7263C or 7264C	ID (in)	ID (mm)	Reinf Layers	OD (in)	OD (mm)	Approx Wt (lbs/ft)	Approx Wt (kg/m)	Min Bend Rad (in)	Min Bend Rad (mm)	Max WP (psi)*	Max WP (bar)*	Nom Std Pack Qty (ft)	Pkg Type
-502	1/2	12.7	2	1.0	24.1	0.37	0.55	7	178	261	18	50	Carton
-752	3/4	19.1	2	1.2	30.5	0.47	0.70	9	229	261	18	50	Carton
-1002	1	25.4	2	1.5	37.3	0.63	0.94	12	305	261	18	50	Carton

\* 261 psi saturated steam; 250 psi superheated steam • 18 bar saturated steam; 17 bar superheated steam

**WARNING:** This product can expose you to chemicals including Carbon Black, which is known to the State of California to cause cancer. For more information go to [www.p65warnings.ca.gov](http://www.p65warnings.ca.gov).

### WARNINGS!

- ▶ Failure to properly inspect, maintain, test and use steam hose assemblies may result in property damage, personal injury or death. Refer to ARPM publication IP-11-1, "Guide for Use, Testing and Inspection of Steam Hose."
- ▶ Water changes to hot water and phases of steam when subjected to heat and pressure. The greater the pressure, the higher the temperature required to achieve and maintain a steam phase. If steam escapes, dangerous quantities of heat may be released very suddenly. Exposure to hot water, low pressure steam and high pressure steam may cause severe scalding or fatal burns.
- ▶ Use only hoses designated for steam service for steam applications.
- ▶ Prior to use with detergents or rust inhibitors, refer to the chemical guide in this catalog or contact Parker.
- ▶ Drain steam hose after each use to reduce the possibility of hose popcorning while in service.
- ▶ Couplings attached with bands or clamps may reduce the working pressure of the hose assembly to less than the maximum rated working pressure of the hose. Refer to the NAHAD Industrial Hose Assembly Guidelines.



## STEAM-LANCE® 250 EPDM Steam Hose



Series 7263(E) (Black) and Series 7264 (Red)

Series 7263(E)/7264 is a traditional hose designed for long-lasting steam service, one of the toughest applications for hose, where the hot/cold wet/dry cycling attacks rubber compounds externally as well as internally. The hose construction incorporates an EPDM tube that resists heat and popcorning, and a wire braid reinforcement for crush-resistant durability, kink resistance and a path to conduct a static electrical charge to ground. The EPDM cover is resistant to abrasion, cracking, hardening and ozone; the red cover of 7264 provides color-coded identification.

<b>Tube:</b>	Black EPDM
<b>Reinforcement:</b>	Multiple wire braids
<b>Cover:</b>	Black or red EPDM; perforated wrapped finish
<b>Temp. Range:</b>	-40°F to +406°F saturated steam/+450°F superheated steam (-40°C to +208°C saturated steam/+232°C superheated steam)
<b>Brand Method:</b>	Embossed
<b>Brand Example:</b>	PARKER SERIES (7263) (7264) STEAM-LANCE® 250 PSI MAX WP
<b>Design Factor:</b>	10:1 (20:1 for 1/2", 3/4" and 1" sizes only)
<b>Industry Standards:</b>	ISO 6134 Type 2
<b>Applications:</b>	<ul style="list-style-type: none"> <li>• Saturated and superheated steam</li> <li>• Cleaning containment vessels and manufacturing equipment; cleaning and heating process equipment</li> <li>• Manufacturing and processing plants, refineries</li> </ul>
<b>Vacuum:</b>	Not recommended
<b>Compare to:</b>	Boston Concord 250; ContiTech Flexsteel 250 Steam; Gates 205MB Steam King; Goodall N2576 Thermoflex; Thermoid Burstproof Regular

(Continued on the following page)

**⚠ WARNING:** This product can expose you to chemicals including Carbon Black, which is known to the State of California to cause cancer. For more information go to [www.p65warnings.ca.gov](http://www.p65warnings.ca.gov).

### WARNINGS!

- ▶ Failure to properly inspect, maintain, test and use steam hose assemblies may result in property damage, personal injury or death. Refer to ARPM publication IP-11-1, "Guide for Use, Testing and Inspection of Steam Hose."
- ▶ Water changes to hot water and phases of steam when subjected to heat and pressure. The greater the pressure, the higher the temperature required to achieve and maintain a steam phase. If steam escapes, dangerous quantities of heat may be released very suddenly. Exposure to hot water, low pressure steam and high pressure steam may cause severe scalding or fatal burns.
- ▶ Use only hoses designated for steam service for steam applications.
- ▶ Prior to use with detergents or rust inhibitors, refer to the chemical guide in this catalog or contact Parker.
- ▶ Drain steam hose after each use to reduce the possibility of hose popcorning while in service.
- ▶ Couplings attached with bands or clamps may reduce the working pressure of the hose assembly to less than the maximum rated working pressure of the hose. Refer to the NAHAD Industrial Hose Assembly Guidelines.

## Series 7263(E) (Black) and Series 7264 (Red) – STEAM-LANCE® 250 EPDM Steam Hose (Continued)

### Crimp Specifications

For currently qualified crimp specifications including coupling designation, refer to CrimpSource at [www.parker.com/crimpsource](http://www.parker.com/crimpsource). Refer to the COS-K4 crimper for crimp specs for hose 4" ID and smaller. Refer to the COS-K6 or COS-K10 crimpers for hose IDs larger than 4".

#### Series 7263(E) (Black)

# Part Number	ID (in)	ID (mm)	Reinf Layers	OD (in)	OD (mm)	Approx Wt (lbs/ft)	Approx Wt (kg/m)	Min Bend Rad (in)	Min Bend Rad (mm)	Max WP (psi)*	Max WP (bar)*	Nom Std Pack Qty (ft)	Pkg Type
7263-502	1/2	12.7	2	1.0	26.2	0.48	0.72	7	178	261	18	50	Carton
7263-502A												500	Reel
7263-752	3/4	19.1	2	1.3	34.1	0.66	0.98	10	241	261	18	50	Carton
7263-752A												500	Reel
7263-1002	1	25.4	2	1.6	40.5	0.85	1.27	12	305	261	18	50	Carton
7263-1002A												500	Reel
7263-1252	1-1/4	31.8	2	1.9	47.6	1.14	1.70	17	419	261	18	50	Carton
7263E-1502	1-1/2	38.1	2	2.2	55.6	1.44	2.15	20	508	261	18	50	Carton
7263E-2002	2	50.8	2	2.7	67.8	1.76	2.62	25	635	261	18	50	Carton

\* 261 psi saturated steam; 250 psi superheated steam • 18 bar saturated steam; 17 bar superheated steam

**WARNING:** This product can expose you to chemicals including Carbon Black, which is known to the State of California to cause cancer. For more information go to [www.p65warnings.ca.gov](http://www.p65warnings.ca.gov).

#### Series 7264 (Red)

# Part Number	ID (in)	ID (mm)	Reinf Layers	OD (in)	OD (mm)	Approx Wt (lbs/ft)	Approx Wt (kg/m)	Min Bend Rad (in)	Min Bend Rad (mm)	Max WP (psi)*	Max WP (bar)*	Nom Std Pack Qty (ft)	Pkg Type
7264-502	1/2	12.7	2	1.0	26.2	0.50	0.75	7	178	261	18	50	Carton
7264-502A												500	Reel
7264-752	3/4	19.1	2	1.3	34.1	0.70	1.04	10	241	261	18	50	Carton
7264-752A												500	Reel
7264-1002	1	25.4	2	1.6	40.5	0.88	1.31	12	305	261	18	50	Carton

\* 261 psi saturated steam; 250 psi superheated steam • 18 bar saturated steam; 17 bar superheated steam

**WARNING:** This product can expose you to chemicals including Carbon Black, which is known to the State of California to cause cancer. For more information go to [www.p65warnings.ca.gov](http://www.p65warnings.ca.gov).



# DRAGON BREATH® 250 Oil Resistant Steam Hose

Series 7288



Series 7288 is a traditional oil resistant hose designed for long-lasting steam service, one of the toughest applications for hose, where the hot/cold wet/dry cycling attacks rubber compounds externally as well as internally. The hose construction incorporates an EPDM tube that resists heat and popcorning, and a wire braid reinforcement for crush-resistant durability, kink resistance and a path to conduct a static electrical charge to ground. The red chloroprene cover is resistant to weathering and oil—an important criteria for oil refineries and petrochemical plants—and provides color-coded identification.

- Tube:** Black EPDM
- Reinforcement:** Multiple wire braids
- Cover:** ARPM Class B oil resistant red chloroprene; perforated wrapped finish
- Temp. Range:** -40°F to +406°F saturated steam/+450°F superheated steam (-40°C to +208°C saturated steam/+232°C superheated steam)
- Brand Method:** Embossed
- Brand Example:** PARKER SERIES 7288 DRAGON BREATH® STEAM HOSE 250 PSI MAX WP OIL RESISTANT
- Design Factor:** 20:1
- Industry Standards:** ISO 6134 Type 2
- Applications:**
  - Saturated and superheated steam
  - Cleaning containment vessels and manufacturing equipment; cleaning and heating process equipment
  - Manufacturing and processing plants, refineries
- Vacuum:** Not recommended
- Compare to:** Boston Concord 250 OR; ContiTech Flexsteel 250 ORS; Gates 232MB Steam Queen; Thermoid Burstproof Oil Resistant

### Crimp Specifications

For currently qualified crimp specifications including coupling designation, refer to CrimpSource at [www.parker.com/crimpsource](http://www.parker.com/crimpsource). Refer to the COS-K4 crimper for crimp specs for hose 4" ID and smaller. Refer to the COS-K6 or COS-K10 crimpers for hose IDs larger than 4".

# Part Number	ID (in)	ID (mm)	Reinf Layers	OD (in)	OD (mm)	Approx Wt (lbs/ft)	Approx Wt (kg/m)	Min Bend Rad (in)	Min Bend Rad (mm)	Max WP (psi)*	Max WP (bar)*	Nom Std Pack Qty (ft)	Pkg Type
7288-502	1/2	12.7	2	1.0	26.2	0.52	0.77	7	178	261	18	50	Carton
7288-502A												500	Reel
7288-752	3/4	19.1	2	1.3	34.1	0.73	1.09	10	241	261	18	50	Carton
7288-752A												500	Reel
7288-1002	1	25.4	2	1.6	40.5	0.90	1.34	12	305	261	18	50	Carton
7288-1002A												500	Reel

\* 261 psi saturated steam; 250 psi superheated steam • 18 bar saturated steam; 17 bar superheated steam

**WARNING:** This product can expose you to chemicals including Carbon Black, which is known to the State of California to cause cancer. For more information go to [www.p65warnings.ca.gov](http://www.p65warnings.ca.gov).

### ⚠️ WARNINGS!

- ▶ Failure to properly inspect, maintain, test and use steam hose assemblies may result in property damage, personal injury or death. Refer to ARPM publication IP-11-1, "Guide for Use, Testing and Inspection of Steam Hose."
- ▶ Water changes to hot water and phases of steam when subjected to heat and pressure. The greater the pressure, the higher the temperature required to achieve and maintain a steam phase. If steam escapes, dangerous quantities of heat may be released very suddenly. Exposure to hot water, low pressure steam and high pressure steam may cause severe scalding or fatal burns.
- ▶ Use only hoses designated for steam service for steam applications.
- ▶ Prior to use with detergents or rust inhibitors, refer to the chemical guide in this catalog or contact Parker.
- ▶ Drain steam hose after each use to reduce the possibility of hose popcorning while in service.
- ▶ Couplings attached with bands or clamps may reduce the working pressure of the hose assembly to less than the maximum rated working pressure of the hose. Refer to the NAHAD Industrial Hose Assembly Guidelines.



# DRAGON BREATH®

## Chlorobutyl Compact Steam Hose

### Non-Skive E-Z Crimp

Series 7286C



Series 7286C is a compact, slim profile hose designed for long-lasting steam service—one of the toughest applications for hose, where the hot-cold/wet-dry cycling attacks rubber compounds externally as well as internally. The hose construction incorporates premium, high-performance chlorobutyl in both the tube and the cover, providing extreme heat resistance, durability, performance and service life. The wire braid reinforcement provides crush-resistant durability, kink resistance and a path to conduct a static electrical charge to ground, and the cover resists abrasion, cracking, hardening and ozone. Series 7286C is qualified with Parker non-skive crimp couplings for easy and quick assembly fabrication as well as maintenance-free service.

- Tube:** Black chlorobutyl
- Reinforcement:** Multiple wire braids
- Cover:** Black chlorobutyl; perforated wrapped finish
- Temp. Range:** -40°F to +406°F saturated steam/+450°F superheated steam (-40°C to +208°C saturated steam/+232°C superheated steam)
- Brand Method:** Embossed
- Brand Example:** PARKER SERIES 7286C DRAGON BREATH® E-Z CRIMP BUTYL STEAM 250 PSI MAX WP
- Design Factor:** 20:1
- Industry Standards:** ISO 6134 Type 2
- Applications:**
  - Saturated and superheated steam
  - Cleaning containment vessels and manufacturing equipment; cleaning and heating process equipment
  - Manufacturing and processing plants, refineries
- Vacuum:** Not recommended

### Crimp Specifications

For currently qualified crimp specifications including coupling designation, refer to CrimpSource at [www.parker.com/crimpsource](http://www.parker.com/crimpsource). Refer to the COS-K4 crimper for crimp specs for hose 4" ID and smaller. Refer to the COS-K6 or COS-K10 crimpers for hose IDs larger than 4".

# Part Number	ID (in)	ID (mm)	Reinf Layers	OD (in)	OD (mm)	Approx Wt (lbs/ft)	Approx Wt (kg/m)	Min Bend Rad (in)	Min Bend Rad (mm)	Max WP (psi)*	Max WP (bar)*	Nom Std Pack Qty (ft)	Pkg Type
7286C-502	1/2	12.7	2	1.0	24.1	0.37	0.55	7	178	261	18	50	Carton
7286C-752	3/4	19.1	2	1.2	30.5	0.47	0.70	10	241	261	18	50	Carton
7286C-1002	1	25.4	2	1.5	37.3	0.64	0.95	12	305	261	18	50	Carton

\* 261 psi saturated steam; 250 psi superheated steam • 18 bar saturated steam; 17 bar superheated steam

**WARNING:** This product can expose you to chemicals including Carbon Black, which is known to the State of California to cause cancer. For more information go to [www.p65warnings.ca.gov](http://www.p65warnings.ca.gov).

### WARNINGS!

- ▶ Failure to properly inspect, maintain, test and use steam hose assemblies may result in property damage, personal injury or death. Refer to ARPM publication IP-11-1, "Guide for Use, Testing and Inspection of Steam Hose."
- ▶ Water changes to hot water and phases of steam when subjected to heat and pressure. The greater the pressure, the higher the temperature required to achieve and maintain a steam phase. If steam escapes, dangerous quantities of heat may be released very suddenly. Exposure to hot water, low pressure steam and high pressure steam may cause severe scalding or fatal burns.
- ▶ Use only hoses designated for steam service for steam applications.
- ▶ Prior to use with detergents or rust inhibitors, refer to the chemical guide in this catalog or contact Parker.
- ▶ Drain steam hose after each use to reduce the possibility of hose popcorning while in service.
- ▶ Couplings attached with bands or clamps may reduce the working pressure of the hose assembly to less than the maximum rated working pressure of the hose. Refer to the NAHAD Industrial Hose Assembly Guidelines.



# Hydrocarbon Drain Hose

## Oil Resistant

### Non-Skive E-Z Crimp

#### Series 7200

Series 7200 is a hydrocarbon drain hose designed to evacuate hot, liquefied residue from steam cleaning operations. The high temperature, oil-resistant tube and cover withstand attack by steam vapors and petroleum-based runoff. The wire braid reinforcement provides crush-resistant durability, kink resistance and a path to conduct a static electrical charge to ground. The vivid blue chloroprene cover is resistant to oil and weathering, and provides color-coded identification. Series 7200 is qualified with Parker non-skive crimp couplings for easy and quick assembly fabrication as well as maintenance-free service.

**NOTE:** Do not use for steam service.

<b>Tube:</b>	Black nitrile; ARPM Class A oil resistance
<b>Reinforcement:</b>	One wire braid
<b>Cover:</b>	Blue chloroprene; wrapped finish
<b>Temp. Range:</b>	-20°F to +300°F (-29°C to +149°C)/+350°F (+177°C) intermittent
<b>Brand Method:</b>	Blue text on green stripe
<b>Brand Example:</b>	PARKER SERIES 7200 HYDROCARBON DRAIN HOSE 350 PSI WP
<b>Design Factor:</b>	4:1
<b>Industry Standards:</b>	None applicable
<b>Applications:</b>	<ul style="list-style-type: none"> <li>• NOT FOR STEAM SERVICE</li> <li>• Drainage of hot residue from steam cleaning operations</li> <li>• Manufacturing and processing plants, refineries</li> </ul>
<b>Vacuum:</b>	Not recommended
<b>Compare to:</b>	Boston Hydrocarbon Drain Hose

### Crimp Specifications

For currently qualified crimp specifications including coupling designation, refer to CrimpSource at [www.parker.com/crimpsource](http://www.parker.com/crimpsource). Refer to the COS-K4 crimper for crimp specs for hose 4" ID and smaller. Refer to the COS-K6 or COS-K10 crimpers for hose IDs larger than 4".

# Part Number	ID (in)	ID (mm)	Reinf Layers	OD (in)	OD (mm)	Approx Wt (lbs/ft)	Approx Wt (kg/m)	Min Bend Rad (in)	Min Bend Rad (mm)	Max WP (psi)	Max WP (bar)	Nom Std Pack Qty (ft)	Pkg Type
7200-751050	3/4	19.1	1	1.2	30.1	0.52	0.77	10	241	350	24	50	Carton
7200-1001050	1	25.4	1	1.5	38.1	0.76	1.13	12	305	350	24	50	Carton

**WARNING:** This product can expose you to chemicals including Carbon Black, which is known to the State of California to cause cancer. For more information go to [www.p65warnings.ca.gov](http://www.p65warnings.ca.gov).

### ⚠ WARNINGS!

- ▶ Use only hoses designated for steam service for steam applications.
- ▶ Couplings attached with bands or clamps may reduce the working pressure of the hose assembly to less than the maximum rated working pressure of the hose. Refer to the NAHAD Industrial Hose Assembly Guidelines.



# Large Bore Hydrocarbon Drain Hose Oil Resistant

Series 7200LB












Series 7200LB is a large bore hydrocarbon drain hose designed to quickly evacuate large volumes of hot, liquefied residue from steam-cleaning operations in manufacturing and processing plants, and refineries. The high-temperature, oil-resistant tube and cover withstand attack by steam vapors and petroleum-based runoff. The hose construction incorporates a static wire as a path to conduct an electrical charge to ground. The vivid blue chloroprene cover is resistant to oil and weathering, and provides color-coded identification. Series 7200LB is qualified with crimp couplings for easy and quick assembly fabrication as well as maintenance-free service.

**NOTE:** Do not use for steam service.

- Tube:** Black nitrile
- Reinforcement:** Multiple textile plies with static wire
- Cover:** Blue chloroprene
- Temp. Range:** -20°F to +300°F (-29°C to +149°C)/+350°F (+177°C) intermittent
- Brand Method:** Blue text on green stripe
- Brand Example:** PARKER SERIES 7200LB HYDROCARBON DRAIN HOSE 350 PSI 300°F
- Design Factor:** 3:1
- Industry Standards:** None applicable
- Applications:**
  - NOT FOR STEAM SERVICE
  - Drainage of hot residue from steam cleaning operations
  - Manufacturing and processing plants, refineries
- Vacuum:** Not recommended
- Compare to:** ContiTech Hydrocarbon Drain; NRP Jones 2131

### Crimp Specifications

For currently qualified crimp specifications including coupling designation, refer to CrimpSource at [www.parker.com/crimpsource](http://www.parker.com/crimpsource). Refer to the COS-K4 crimper for crimp specs for hose 4" ID and smaller. Refer to the COS-K6 or COS-K10 crimpers for hose IDs larger than 4".

# Part Number	 ID (in)	 ID (mm)	 Reinf Layers	 OD (in)	 OD (mm)	 Approx Wt (lbs/ft)	 Approx Wt (kg/m)	 Max WP (psi)	 Max WP (bar)	 Nom Std Pack Qty (ft)	 Pkg Type
7200LB-2000	2	50.8	2	2.7	67.6	1.3	1.9	300	21	100	Coil
7200LB-4000	4	101.6	4	4.7	122.0	2.9	4.3	300	21	100	Coil

**⚠ WARNING:** This product can expose you to chemicals including Carbon Black, which is known to the State of California to cause cancer. For more information go to [www.p65warnings.ca.gov](http://www.p65warnings.ca.gov).

### ⚠ WARNINGS!

- ▶ Use only hoses designated for steam service for steam applications.
- ▶ Couplings attached with bands or clamps may reduce the working pressure of the hose assembly to less than the maximum rated working pressure of the hose. Refer to the NAHAD Industrial Hose Assembly Guidelines.



# Water Hose and Assemblies



## Hose Selector Guide – by application

Series	Trademark	Hose Application / Construction		Tube	Cover	Size Range (in)	Pressure Range (psi)	Temp Range (°F)	Page No.
7079	ECW™	Washdown, medium pressure	Textile reinforced	EPDM	EPDM	3/4	300	-40 / +212	236
7080	HDW™	Washdown, medium pressure	Textile reinforced	EPDM	EPDM	3/4	300	-40 / +212	237
7143	PWD™	Washdown, high pressure	Textile reinforced	EPDM	EPDM	3/8	1500	-40 / +250	235
7247	BLUE RIBBON®	Pressure washer	Wire reinforced	Chloroprene	Chloroprene	1/4 - 1/2	1500	-40 / +250	234
7258	HURRICANE™	Pressure washer	Wire reinforced	Chloroprene	Chloroprene	1/4 - 1/2	2500-3000	-40 / +250	232
7268E	STINGER™ II	Spray, high pressure	Wire reinforced	Chloroprene	Nitrile/PVC	3/4 - 2	1000	-20 / +212	231
7306E		Discharge	Standard duty	EPDM	EPDM	1-1/2 - 4	150	-20 / +180	228
7306H	DAY-FLO®	Discharge	Heavy duty	EPDM	EPDM	1-1/2 - 8	200	-30 / +212	229
7325	SUPER-FLEX®	Suction	Heavy duty	EPDM	EPDM	1-1/2 - 3	300	-40 / +212	227
7360		Washdown, low pressure	Textile reinforced	SBR	SBR	1/2 - 2	150	-20 / +212	238
7392	SUPER-FLEX®	Suction	Standard duty	EPDM	EPDM	1-1/4 - 8	100-150	-40 / +212	226
7392E	SUPER-FLEX®	Suction	Standard duty	Synthetic Rubber	EPDM	1-1/2 - 6	150	-40 / +180	225
SS122		Jetting	Lightweight	SBR	SBR	1-1/4 - 4	500	-40 / +180	230
Assemblies		Water		—	—	—	—	—	*

\*Factory Assemblies are found throughout the section.

## Hose Selector Guide – by industry standard

Series	Industry Standards
	MSHA
7268E	■

The above tables are guides only. It is the responsibility of the end user to select and/or test the most appropriate product for the application. For more specific Industry Standards information, refer to the “Industry Standards” section of each respective product page. Contact Parker for additional information.

**A complete listing of industry standards is available in the Introduction section. See the pages immediately following the Table of Contents for a complete index by series, and by product application and name.**

Due to continual product improvements, Parker reserves the right to alter specifications without prior notice.



# SUPER-FLEX® EPDM Water Suction Hose

Series 7392E

Series 7392E is a lightweight suction and discharge hose designed to handle alkalis, brine, glycols, herbicides, mild chemicals, slurries and water. The hose construction incorporates a wire helix that provides full suction capability and kink resistance. The EPDM cover is resistant to abrasion, heat, mild chemicals and weathering.

<b>Tube:</b>	Black synthetic rubber
<b>Reinforcement:</b>	Multiple textile plies with dual wire helix
<b>Cover:</b>	Black EPDM; wrapped finish
<b>Temp. Range:</b>	-40°F to +180°F (-40°C to +82°C)
<b>Brand Method:</b>	White text on blue stripe
<b>Brand Example:</b>	PARKER SERIES 7392E WATER SUCTION HOSE – XXX PSI MAX WP
<b>Industry Standards:</b>	None applicable
<b>Applications:</b>	<ul style="list-style-type: none"> <li>• Alkalies, brine, glycols, herbicides, mild chemicals, slurries, water</li> <li>• Agriculture, construction, general industrial, irrigation, surface mining</li> </ul>
<b>Vacuum:</b>	29" Hg (737 mm Hg)
<b>Compare to:</b>	ContiTech Plicord Con-Ag Water S&D; Gates Barracuda

### Crimp Specifications

For currently qualified crimp specifications including coupling designation, refer to CrimpSource at [www.parker.com/crimpsource](http://www.parker.com/crimpsource). Refer to the COS-K4 crimper for crimp specs for hose 4" ID and smaller. Refer to the COS-K6 or COS-K10 crimpers for hose IDs larger than 4".

# Part Number	ID (in)	ID (mm)	Reinf Layers	OD (in)	OD (mm)	Approx Wt (lbs/ft)	Approx Wt (kg/m)	Min Bend Rad (in)	Min Bend Rad (mm)	Max WP (psi)	Max WP (bar)	Nom Std Pack Qty (ft)	Pkg Type
7392E-1500	1-1/2	38.1	2	1.9	48.0	0.72	1.07	6	152	150	10	100	Coil
7392E-2000	2	50.8	2	2.4	62.0	1.08	1.61	7	178	150	10	100	Coil
7392E-2500	2-1/2	63.5	2	3.0	74.9	1.45	2.16	8	203	150	10	100	Coil
7392E-3000	3	76.2	2	3.5	88.9	1.80	2.68	10	254	150	10	100	Coil
7392E-4000	4	107.0	2	4.5	115.1	2.43	3.62	22	559	150	10	100	Coil
7392E-6000	6	152.4	2	6.6	168.3	3.71	5.53	28	711	150	10	100	Coil
7392E-600020	6	152.4	2	6.6	168.3	3.71	5.53	28	711	150	10	20	Coil

**WARNING:** This product can expose you to chemicals including Carbon Black, which is known to the State of California to cause cancer. For more information go to [www.p65warnings.ca.gov](http://www.p65warnings.ca.gov).

**WARNING!** Couplings attached with bands or clamps may reduce the working pressure of the hose assembly to less than the maximum rated working pressure of the hose. Refer to the NAHAD Industrial Hose Assembly Guidelines.



# SUPER-FLEX® EPDM Water Suction Hose














## Series 7392

Series 7392 is a suction and discharge hose designed to handle alkalis, brine, glycols, herbicides, mild chemicals, slurries and water. The hose construction incorporates a wire helix that provides full suction capability and kink resistance. The EPDM cover is resistant to abrasion, heat, mild chemicals and weathering.

<b>Tube:</b>	Black EPDM
<b>Reinforcement:</b>	Multiple textile plies with wire helix
<b>Cover:</b>	Black EPDM; wrapped finish
<b>Temp. Range:</b>	-40°F to +212°F (-40°C to +100°C)
<b>Brand Method:</b>	White text on blue stripe
<b>Brand Example:</b>	PARKER SERIES 7392 WATER SUCTION & DISCHARGE
<b>Design Factor:</b>	4:1
<b>Industry Standards:</b>	None applicable
<b>Applications:</b>	<ul style="list-style-type: none"> <li>• Alkalies, brine, glycols, herbicides, mild chemicals, slurries, water</li> <li>• Agriculture, construction, general industrial, irrigation, surface mining</li> </ul>
<b>Vacuum:</b>	29" Hg (737 mm Hg)
<b>Compare to:</b>	ContiTech Plicord Con-Ag Water S&D; Gates Barracuda

### Crimp Specifications

For currently qualified crimp specifications including coupling designation, refer to CrimpSource at [www.parker.com/crimpsource](http://www.parker.com/crimpsource). Refer to the COS-K4 crimper for crimp specs for hose 4" ID and smaller. Refer to the COS-K6 or COS-K10 crimpers for hose IDs larger than 4".

# Part Number	 ID (in)	 ID (mm)	 Reinf Layers	 OD (in)	 OD (mm)	 Approx Wt (lbs/ft)	 Approx Wt (kg/m)	 Min Bend Rad (in)	 Min Bend Rad (mm)	 Max WP (psi)	 Max WP (bar)	 Nom Std Pack Qty (ft)	 Pkg Type
7392-1250	1-1/4	31.8	2	1.6	40.8	0.52	0.77	5	127	150	10	100	Coil
7392-1500	1-1/2	38.1	2	1.9	49.2	0.83	1.24	6	152	150	10	100	Coil
7392-2000	2	50.8	2	2.4	61.6	1.04	1.55	7	178	150	10	100	Coil
7392-2500	2-1/2	63.5	2	3.0	75.3	1.46	2.15	8	203	150	10	100	Coil
7392-3000	3	76.2	2	3.5	89.6	2.00	22.98	10	254	150	10	100	Coil
7392-4000	4	102.0	2	4.6	116.4	2.90	4.32	14	356	150	10	100	Coil
7392-5000	5	127.0	2	5.7	144.0	4.16	6.20	22	559	100	7	100	Coil
7392-8000	8	203.2	4	9.0	226.6	9.32	13.89	38	965	100	7	50	Coil
7392-800020	8	203.2	4	9.0	226.6	9.32	13.89	38	965	100	7	20	Coil

**WARNING:** This product can expose you to chemicals including Carbon Black, which is known to the State of California to cause cancer. For more information go to [www.p65warnings.ca.gov](http://www.p65warnings.ca.gov).

**WARNING!** Couplings attached with bands or clamps may reduce the working pressure of the hose assembly to less than the maximum rated working pressure of the hose. Refer to the NAHAD Industrial Hose Assembly Guidelines.



# SUPER-FLEX® EPDM Heavy Duty Water Suction Hose

Series 7325

Series 7325 is a heavy duty, high pressure suction and discharge hose designed to handle alkalis, brine, glycols, herbicides, mild chemicals, slurries and water. The hose construction incorporates a wire helix that provides full suction capability and kink resistance, with a heavy wall and elevated working pressure for durability and superior service. The EPDM cover is resistant to abrasion, heat, mild chemicals and weathering.

- Tube:** Black EPDM
- Reinforcement:** Multiple textile plies with wire helix
- Cover:** Black EPDM; wrapped finish
- Temp. Range:** -40°F to +212°F (-40°C to +100°C)
- Brand Method:** White text on blue stripe
- Brand Example:** PARKER SERIES 7325 HD WATER SUCTION 300 PSI MAX WP
- Design Factor:** 4:1
- Industry Standards:** None applicable
- Applications:**
  - Alkalis, brine, glycols, herbicides, mild chemicals, slurries, water
  - Agriculture, construction, general industrial, irrigation surface mining
- Vacuum:** 29" Hg (737 mm Hg)

### Crimp Specifications

For currently qualified crimp specifications including coupling designation, refer to CrimpSource at [www.parker.com/crimpsource](http://www.parker.com/crimpsource). Refer to the COS-K4 crimper for crimp specs for hose 4" ID and smaller. Refer to the COS-K6 or COS-K10 crimpers for hose IDs larger than 4".

# Part Number	ID (in)	ID (mm)	Reinf Layers	OD (in)	OD (mm)	Approx Wt (lbs/ft)	Approx Wt (kg/m)	Min Bend Rad (in)	Min Bend Rad (mm)	Max WP (psi)	Max WP (bar)	Nom Std Pack Qty (ft)	Pkg Type
7325-1500	1-1/2	38.1	4	2.1	53.2	1.07	1.59	6	152	300	21	100	Coil
7325-2000	2	50.8	4	2.7	67.6	1.53	2.28	8	203	300	21	100	Coil
7325-2500	2-1/2	63.5	4	3.2	82.0	2.11	3.14	10	254	300	21	100	Coil
7325-3000	3	76.2	4	3.7	94.0	2.39	3.56	12	305	300	21	100	Coil

**WARNING:** This product can expose you to chemicals including Carbon Black, which is known to the State of California to cause cancer. For more information go to [www.p65warnings.ca.gov](http://www.p65warnings.ca.gov).

**WARNING!** Couplings attached with bands or clamps may reduce the working pressure of the hose assembly to less than the maximum rated working pressure of the hose. Refer to the NAHAD Industrial Hose Assembly Guidelines.



# EPDM Water Discharge Hose












Series 7306E

Series 7306E is a lightweight discharge hose designed to handle alkalis, brine, glycols, herbicides, mild chemicals, slurries and water. The EPDM cover is resistant to abrasion, heat, mild chemicals and weathering.

- Tube:** Black EPDM
- Reinforcement:** Multiple textile plies
- Cover:** Black EPDM; wrapped finish
- Temp. Range:** -20°F to +180°F (-29°C to +82°C)
- Brand Method:** White text on blue stripe
- Brand Example:** PARKER SERIES 7306E WATER DISCHARGE HOSE  
XXX PSI MAX WP 25
- Industry Standards:** None applicable
- Applications:**
  - Alkalies, brine, glycols, herbicides, mild chemicals, slurries, water
  - Agriculture, construction, general industrial, irrigation, surface mining
- Vacuum:** Not recommended
- Compare to:** ContiTech Plicord Water Discharge 150

### Crimp Specifications

For currently qualified crimp specifications including coupling designation, refer to CrimpSource at [www.parker.com/crimpsource](http://www.parker.com/crimpsource). Refer to the COS-K4 crimper for crimp specs for hose 4" ID and smaller. Refer to the COS-K6 or COS-K10 crimpers for hose IDs larger than 4".

# Part Number	 ID (in)	 ID (mm)	 Reinf Layers	 OD (in)	 OD (mm)	 Approx Wt (lbs/ft)	 Approx Wt (kg/m)	 Max WP (psi)	 Max WP (bar)	 Nom Std Pack Qty (ft)	 Pkg Type
7306E-1500	1-1/2	38.1	2	1.8	46.0	0.42	0.63	150	10	100	Coil
7306E-2000	2	50.8	2	2.4	58.4	0.65	0.97	150	10	100	Coil
7306E-2500	2-1/2	63.5	2	2.9	71.1	0.80	1.19	150	10	100	Coil
7306E-3000	3	76.2	2	3.3	84.1	1.10	1.64	150	10	100	Coil
7306E-4000	4	102.0	2	4.3	110.0	1.35	2.01	150	10	100	Coil

**WARNING:** This product can expose you to chemicals including Carbon Black, which is known to the State of California to cause cancer. For more information go to [www.p65warnings.ca.gov](http://www.p65warnings.ca.gov).

**WARNING!** Couplings attached with bands or clamps may reduce the working pressure of the hose assembly to less than the maximum rated working pressure of the hose. Refer to the NAHAD Industrial Hose Assembly Guidelines.



# DAY-FLO® EPDM Heavy Duty Water Discharge Hose












Series 7306H

Series 7306H is a heavy duty discharge hose designed to handle alkalis, brine, glycols, herbicides, mild chemicals, slurries and water. The hose construction incorporates a heavy wall and elevated working pressure for durability and superior service. The EPDM cover is resistant to abrasion, heat, mild chemicals and weathering.

- Tube:** Black EPDM
- Reinforcement:** Multiple textile plies
- Cover:** Black EPDM; wrapped finish
- Temp. Range:** -30°F to +212°F (-34°C to +100°C)
- Brand Method:** White text on blue stripe
- Brand Example:** PARKER SERIES 7306H DAY-FLO H.D. WATER DISCHARGE HOSE  
XXX PSI MAX WP
- Design Factor:** 4:1
- Industry Standards:** None applicable
- Applications:**
  - Alkalis, brine, glycols, herbicides, mild chemicals, slurries, water
  - Agriculture, construction, general industrial, irrigation, surface mining
- Vacuum:** Not recommended
- Compare to:** ContiTech Plicord HD Water Discharge; Kuriyama Heavy Water Discharge

### Crimp Specifications

For currently qualified crimp specifications including coupling designation, refer to CrimpSource at [www.parker.com/crimpsource](http://www.parker.com/crimpsource). Refer to the COS-K4 crimper for crimp specs for hose 4" ID and smaller. Refer to the COS-K6 or COS-K10 crimpers for hose IDs larger than 4".

# Part Number	 ID (in)	 ID (mm)	 Reinf Layers	 OD (in)	 OD (mm)	 Approx Wt (lbs/ft)	 Approx Wt (kg/m)	 Max WP (psi)	 Max WP (bar)	 Nom Std Pack Qty (ft)	 Pkg Type
7306H-1500	1-1/2	38.0	4	2.0	51.6	0.85	1.27	200	14	100	Coil
7306H-2000	2	50.8	4	2.5	64.4	1.10	1.64	200	14	100	Coil
7306H-2500	2-1/2	63.5	4	3.1	77.4	1.34	2.00	200	14	100	Coil
7306H-3000	3	76.2	4	3.6	90.1	1.59	2.37	200	14	100	Coil
7306H-4000	4	101.6	4	4.6	115.7	2.10	3.13	200	14	100	Coil
7306H-5000	5	127.0	4	5.6	141.7	2.75	4.10	200	14	100	Coil
7306H-6000	6	152.4	4	6.6	168.8	3.30	4.92	200	14	100	Coil
7306H-8000	8	203.2	4	8.6	219.6	4.35	6.48	200	14	100	Coil

**WARNING:** This product can expose you to chemicals including Carbon Black, which is known to the State of California to cause cancer. For more information go to [www.p65warnings.ca.gov](http://www.p65warnings.ca.gov).

**WARNING!** Couplings attached with bands or clamps may reduce the working pressure of the hose assembly to less than the maximum rated working pressure of the hose. Refer to the NAHAD Industrial Hose Assembly Guidelines.



# Lightweight High Pressure Water Jetting Hose

Series SS122

Series SS122 is a lightweight, high pressure, high volume water jetting hose for cleaning, stripping and washdown applications. The SBR cover is resistant to abrasion and weathering.

- Tube:** Black SBR
- Reinforcement:** Multiple textile plies
- Cover:** Black SBR; wrapped finish
- Temp. Range:** -40°F to +180°F (-40°C to +82°C)
- Brand Method:** Black text on blue stripe
- Brand Example:** PARKER SS122 HIGH PRESSURE JETTING HOSE XXX PSI WP
- Design Factor:** 4:1
- Industry Standards:** None applicable
- Applications:**
  - Slurries, water
  - Cleaning, stripping, washdown
  - Construction, general industrial, oilfield, shipyards
- Vacuum:** Not recommended

### Crimp Specifications

For currently qualified crimp specifications including coupling designation, refer to CrimpSource at [www.parker.com/crimpsource](http://www.parker.com/crimpsource). Refer to the COS-K4 crimper for crimp specs for hose 4" ID and smaller. Refer to the COS-K6 or COS-K10 crimpers for hose IDs larger than 4".

#											
Part Number	ID (in)	ID (mm)	Reinf Layers	OD (in)	OD (mm)	Approx Wt (lbs/ft)	Approx Wt (kg/m)	Max WP (psi)	Max WP (bar)	Nom Std Pack Qty (ft)	Pkg Type
SS122-1250	1-1/4	31.8	2	1.7	43.7	0.52	0.77	500	35	100	Coil
SS122-1500	1-1/2	38.1	2	2.0	50.0	0.63	0.94	500	35	100	Coil
SS122-2000	2	50.8	2	2.5	63.0	0.82	1.22	500	35	100	Coil
SS122-2500	2-1/2	63.5	4	3.1	78.7	1.28	1.90	500	35	100	Coil
SS122-3000	3	76.2	4	3.7	92.7	1.59	2.37	500	35	100	Coil
SS122-4000	4	101.6	4	4.7	118.4	2.10	3.13	500	35	100	Coil

**WARNING:** This product can expose you to chemicals including Carbon Black, which is known to the State of California to cause cancer. For more information go to [www.p65warnings.ca.gov](http://www.p65warnings.ca.gov).

**WARNING!** Couplings attached with bands or clamps may reduce the working pressure of the hose assembly to less than the maximum rated working pressure of the hose. Refer to the NAHAD Industrial Hose Assembly Guidelines.





# STINGER™ II

## High Pressure Mine and Multipurpose Hose

Series 7268E



Series 7268E is a versatile, high pressure hose designed to handle air, mild chemicals, oil, and water. The hose construction incorporates high tensile wire braid reinforcement that provides durability, kink resistance, high pressure capability, and superior coupling retention. The flame resistant bright yellow cover meets MSHA requirements and is also resistant to abrasion and oil. Series 7268E provides service for high pressure air, dust suppression and water applications in construction, general industrial, mines and quarries.

- Tube:** Black chloroprene
- Reinforcement:** One wire braid
- Cover:** Yellow nitrile/PVC; perforated wrapped finish
- Temp. Range:** -20°F to +212°F (-29°C to +100°C)
- Brand Method:** Embossed (1-1/2" black ink)
- Brand Example:** PARKER SERIES 7268E STINGER II (ID) 1000 PSI MAX WP MSHA #
- Design Factor:** 4:1
- Industry Standards:** MSHA
- Applications:**
  - Air, mild chemicals, oil, water
  - Heavy duty air tools, compressors; drill hose, dust suppression in mines
  - Construction, general industrial, mines and quarries
- Vacuum:** Not recommended
- Compare to:** Boston Concord Yellow Jack; ContiTech Minespray, Super Ortac; Gates 1000MP/Mine Spray

### Crimp Specifications

For currently qualified crimp specifications including coupling designation, refer to CrimpSource at [www.parker.com/crimpsource](http://www.parker.com/crimpsource). Refer to the COS-K4 crimper for crimp specs for hose 4" ID and smaller. Refer to the COS-K6 or COS-K10 crimpers for hose IDs larger than 4".

# Part Number	ID (in)	ID (mm)	Reinf Layers	OD (in)	OD (mm)	Approx Wt (lbs/ft)	Approx Wt (kg/m)	Min Bend Rad (in)	Min Bend Rad (mm)	Max WP (psi)	Max WP (bar)	Nom Std Pack Qty (ft)	Pkg Type
7268E-751												524	Reel
7268E-751050	3/4	19.1	1	1.0	26.5	0.34	0.51	6	152	1000	69	50	Coil
7268E-751100												100	Coil
7268E-1001												524	Reel
7268E-1001050	1	25.4	1	1.3	34.0	0.50	0.75	8	203	1000	69	50	Coil
7268E-1001100												100	Coil
7268E-1251050	1-1/4	31.8	1	1.6	41.4	0.67	1.00	12	305	1000	69	50	Coil
7268E-1251100												100	Coil
7268E-1501050	1-1/2	38.1	1	1.9	48.0	0.86	1.28	14	356	1000	69	50	Coil
7268E-1501100												100	Coil
7268E-2001	2	50.8	1	2.4	62.0	1.14	1.70	18	457	1000	69	50	Coil
7268E-2001100												100	Coil

**WARNING:** This product can expose you to chemicals including Carbon Black, which is known to the State of California to cause cancer. For more information go to [www.p65warnings.ca.gov](http://www.p65warnings.ca.gov).

**WARNING!** Couplings attached with bands or clamps may reduce the working pressure of the hose assembly to less than the maximum rated working pressure of the hose. Refer to the NAHAD Industrial Hose Assembly Guidelines.



# HURRICANE™

## Pressure Washer Hose

### Series 7258














Series 7258 is a flexible, high pressure, high temperature pressure washer hose for hot water and mild chemicals. The hose construction incorporates a high tensile wire braid reinforcement that provides durability, kink resistance and superior coupling retention. Both cover colors are resistant to oil and weathering.

**NOTE:** Do not use for carpet cleaning or steam service.

<b>Tube:</b>	Black chloroprene
<b>Reinforcement:</b>	One wire braid
<b>Cover:</b>	Black (BK) chloroprene, wrapped finish; Blue (BL) chloroprene; perforated wrapped finish
<b>Temp. Range:</b>	-40°F to +250°F (-40°C to +121°C)
<b>Brand Method:</b>	White ink
<b>Brand Example:</b>	PARKER SERIES 7258 HURRICANE™ 3000 PSI MAX WP
<b>Design Factor:</b>	4:1 (1/2" @ 3.5:1)
<b>Industry Standards:</b>	None applicable
<b>Applications:</b>	<ul style="list-style-type: none"> <li>• Hot water, mild chemicals</li> <li>• Agriculture, construction, general industrial, oilfield, shipyards</li> </ul>
<b>Vacuum:</b>	Not recommended
<b>Compare to:</b>	Gates Power Clean

### Crimp Specifications

For currently qualified crimp specifications including coupling designation, refer to CrimpSource at [www.parker.com/crimpsource](http://www.parker.com/crimpsource). Refer to the COS-K4 crimper for crimp specs for hose 4" ID and smaller. Refer to the COS-K6 or COS-K10 crimpers for hose IDs larger than 4".

# Part Number	 ID (in)	 ID (mm)	 Reinf Layers	 OD (in)	 OD (mm)	 Approx Wt (lbs/ft)	 Approx Wt (kg/m)	 Min Bend Rad (in)	 Min Bend Rad (mm)	 Max WP (psi)	 Max WP (bar)	 Nom Std Pack Qty (ft)	 Pkg Type
7258-250BK	1/4	6.4	1	0.5	12.7	0.14	0.21	2	38	3000	207	500	Reel
7258-380BK	3/8	9.5	1	0.6	15.7	0.19	0.28	2	51	3000	207	500	Reel
7258-501BK	1/2	12.7	1	0.7	18.9	0.23	0.34	3	76	2500	172	500	Reel
7258-250BL	1/4	6.4	1	0.5	12.7	0.14	0.21	2	38	3000	207	500	Reel
7258-380BL	3/8	9.5	1	0.6	15.7	0.19	0.28	2	51	3000	207	500	Reel

**Factory Assemblies:** Available from stock in popular configurations. Refer to the following page.

**⚠ WARNING:** This product can expose you to chemicals including Carbon Black, which is known to the State of California to cause cancer. For more information go to [www.p65warnings.ca.gov](http://www.p65warnings.ca.gov).

**⚠ WARNING!** Couplings attached with bands or clamps may reduce the working pressure of the hose assembly to less than the maximum rated working pressure of the hose. Refer to the NAHAD Industrial Hose Assembly Guidelines.

# HURRICANE™

## Pressure Washer Hose – Factory Assemblies

Series 7258BK (Black) and 7258BL (Blue)

**Temp Range:** -40°F to +250°F (-40°C to +121°C)

**Design Factor:** 4:1

Crimped-on Carbon Steel Rigid Male x Swivel Male,

Black PVC Bend Restrictors Each End

Coiled and Tied, No Center Disc

**NOTE:** Refer to the previous page for bulk hose information.



### Series 7258BK (Black)

# Part Number	ID (in)	Length (ft)	Approx Wt (lbs/ea)	Max WP (psi)	Fitting 1	Thread Size (in)	Fitting 2	Thread Size (in)	Std Pack Qty (ea)	Pkg Type
725825BKRS-600	1/4	50	7.25	3000	101HY-4-4	1/4 - 18	113HY-4-4	1/4 - 18	5	Carton
725838BKRS-600	3/8	50	9.85	3000	10143-6-6	3/8 - 18	11343-6-6	3/8 - 18	5	Carton

**WARNING:** This product can expose you to chemicals including Carbon Black, which is known to the State of California to cause cancer. For more information go to [www.p65warnings.ca.gov](http://www.p65warnings.ca.gov).

### Series 7258BL (Blue)

# Part Number	ID (in)	Length (ft)	Approx Wt (lbs/ea)	Max WP (psi)	Fitting 1	Thread Size (in)	Fitting 2	Thread Size (in)	Std Pack Qty (ea)	Pkg Type
725825BLRS-600	1/4	50	7.25	3000	101HY-4-4	1/4 - 18	113HY-4-4	1/4 - 18	5	Carton
725838BLRS-600	3/8	50	9.85	3000	10143-6-6	3/8 - 18	11343-6-6	3/8 - 18	5	Carton

**WARNING:** This product can expose you to chemicals including Carbon Black, which is known to the State of California to cause cancer. For more information go to [www.p65warnings.ca.gov](http://www.p65warnings.ca.gov).

## Black Molded PVC Strain Relievers / Bend Restrictors

**NOTE:** Use only with Series 7258BK / 7258BL



# Part Number	Hose ID (in)	Hose ID (mm)	Strain Reliever ID (in)	Strain Reliever ID (mm)	Length (in)	Length (mm)	Std Pack Qty (ea)
S81550	1/4	6.4	0.530	13.5	7	177.8	Per Order
S81551	3/8	9.5	0.630	16.0	7	177.8	Per Order

**WARNING:** This product can expose you to chemicals including Lead, which is known to the State of California to cause cancer and birth defects or other reproductive harm. For more information go to [www.p65warnings.ca.gov](http://www.p65warnings.ca.gov).



# BLUE RIBBON® Pressure Washer Hose

Series 7247














Series 7247 is a high temperature, medium duty pressure washer hose for hot water and mild chemicals in food processing plants and general industrial applications. The hose construction incorporates a high tensile wire braid reinforcement that provides durability, kink resistance and superior coupling retention. The thick blue cover is resistant to abrasion and fatty, oily foods.

**NOTE:** Do not use for carpet cleaning or steam service.

- Tube:** Black chloroprene
- Reinforcement:** One wire braid
- Cover:** Blue chloroprene, perforated wrapped finish
- Temp. Range:** -40°F to +250°F (-40°C to +121°C)
- Brand Method:** White ink
- Brand Example:** PARKER SERIES 7247 BLUE RIBBON® PRESSURE WASHER HOSE (ID) 1500 MAX WP NOT FOR STEAM SERVICE
- Design Factor:** 4:1
- Industry Standards:** None applicable
- Applications:**
  - Hot water, mild chemicals
  - Breweries, dairies, food/poultry processing plants, general industrial
- Vacuum:** Not recommended
- Compare to:** Boston Pressure Washer 3000; ContiTech Neptune; Gates Power Clean

### Crimp Specifications

For currently qualified crimp specifications including coupling designation, refer to CrimpSource at [www.parker.com/crimpsource](http://www.parker.com/crimpsource). Refer to the COS-K4 crimper for crimp specs for hose 4" ID and smaller. Refer to the COS-K6 or COS-K10 crimpers for hose IDs larger than 4".

# Part Number	 ID (in)	 ID (mm)	 Reinf Layers	 OD (in)	 OD (mm)	 Approx Wt (lbs/ft)	 Approx Wt (kg/m)	 Min Bend Rad (in)	 Min Bend Rad (mm)	 Max WP (psi)	 Max WP (bar)	 Nom Std Pack Qty (ft)	 Pkg Type
7247-251BL	1/4	6.4	1	0.6	14.6	0.18	0.27	2	43	1500	103	500	Reel
7247-381BL	3/8	9.5	1	0.7	17.8	0.24	0.36	2	56	1500	103	500	Reel
7247-381BL050												6 x 50	Carton
7247-501BL	1/2	12.7	1	0.8	21.0	0.30	0.45	3	81	1500	103	500	Reel

**WARNING:** This product can expose you to chemicals including Carbon Black, which is known to the State of California to cause cancer. For more information go to [www.p65warnings.ca.gov](http://www.p65warnings.ca.gov).

**WARNING!** Couplings attached with bands or clamps may reduce the working pressure of the hose assembly to less than the maximum rated working pressure of the hose. Refer to the NAHAD Industrial Hose Assembly Guidelines.



# PWD™ High Pressure Washdown Hose

## Series 7143

Series 7143 is a flexible, high pressure, high temperature hose for hot water and mild chemicals in cleaning and washdown applications. The hose construction incorporates textile braided reinforcement for kink resistance and superior coupling retention. The non-marking cover is resistant to abrasion, heat, and fatty, oily foods. The multiple cover colors provide color-coded identification.

**NOTE:** Do not use for steam service.

- Tube:** Black EPDM
- Reinforcement:** Multiple textile braids
- Cover:** Black (BK), Gray (GY), Yellow (YL) EPDM; smooth finish
- Temp. Range:** -40°F to +250°F (-40°C to +121°C)
- Brand Method:** Black ink on gray and yellow hose; white ink on black hose
- Brand Example:** PARKER SERIES 7143 PWD (ID) XXXX PSI MAX WP
- Design Factor:** 3.5:1
- Industry Standards:** None applicable
- Applications:**
  - Hot water, mild chemicals
  - Breweries, dairies, food/poultry processing plants, general industrial
- Vacuum:** Not recommended
- Compare to:** Boston Washdown 1250; ContiTech Fortress; Gates Cyclone














Other cover colors available:

BK = BLACK

YL = YELLOW

### Crimp Specifications

For currently qualified crimp specifications including coupling designation, refer to CrimpSource at [www.parker.com/crimpsource](http://www.parker.com/crimpsource). Refer to the COS-K4 crimper for crimp specs for hose 4" ID and smaller. Refer to the COS-K6 or COS-K10 crimpers for hose IDs larger than 4".

# Part Number	 ID (in)	 ID (mm)	 Reinf Layers	 OD (in)	 OD (mm)	 Approx Wt (lbs/ft)	 Approx Wt (kg/m)	 Min Bend Rad (in)	 Min Bend Rad (mm)	 Max WP (psi)	 Max WP (bar)	 Nom Std Pack Qty (ft)	 Pkg Type
7143-382BK													
7143-382GY	3/8	9.5	2	0.7	18.6	0.20	0.30	4	102	1500	103	700	Reel
7143-382YL													

**WARNING:** This product can expose you to chemicals including Carbon Black, which is known to the State of California to cause cancer. For more information go to [www.p65warnings.ca.gov](http://www.p65warnings.ca.gov).

**WARNING!** Couplings attached with bands or clamps may reduce the working pressure of the hose assembly to less than the maximum rated working pressure of the hose. Refer to the NAHAD Industrial Hose Assembly Guidelines.



## ECW™ Economy White Washdown Hose

Series 7079










Series 7079 is a flexible, lightweight, medium pressure washdown hose for hot water and mild chemicals in cleaning and washdown applications. The hose construction incorporates multiple plies of textile reinforcement that provide flexibility, and the white, non-marking cover is resistant to abrasion, heat and ozone.

**NOTE:** Do not expose to fatty or oily foods. Do not use for steam service.

<b>Tube:</b>	Black EPDM
<b>Reinforcement:</b>	Multiple textile plies
<b>Cover:</b>	White EPDM; perforated smooth finish
<b>Temp. Range:</b>	-40°F to +212°F (-40°C to +100°C)
<b>Brand Method:</b>	Black ink
<b>Brand Example:</b>	PARKER SERIES 7079 ECW™ ECONOMY WASHDOWN (ID) 300 PSI MAX WP
<b>Design Factor:</b>	4:1
<b>Industry Standards:</b>	None applicable
<b>Applications:</b>	<ul style="list-style-type: none"> <li>• Hot water, mild chemicals</li> <li>• Breweries, dairies, food processing plants, general industrial</li> </ul>
<b>Vacuum:</b>	Not recommended
<b>Compare to:</b>	ContiTech Sani-Wash 300

### Crimp Specifications

For currently qualified crimp specifications including coupling designation, refer to CrimpSource at [www.parker.com/crimpsource](http://www.parker.com/crimpsource). Refer to the COS-K4 crimper for crimp specs for hose 4" ID and smaller. Refer to the COS-K6 or COS-K10 crimpers for hose IDs larger than 4".

#													
Part Number	ID (in)	ID (mm)	Reinf Layers	OD (in)	OD (mm)	Approx Wt (lbs/ft)	Approx Wt (kg/m)	Min Bend Rad (in)	Min Bend Rad (mm)	Max WP (psi)	Max WP (bar)	Nom Std Pack Qty (ft)	Pkg Type
7079-75304						0.37	0.55					400	Reel
7079-7530450	3/4	19.1	4	1.2	29.4	0.50	0.75	5	127	300	21	50	Carton

**WARNING:** This product can expose you to chemicals including Carbon Black, which is known to the State of California to cause cancer. For more information go to [www.p65warnings.ca.gov](http://www.p65warnings.ca.gov).

**WARNING!** Couplings attached with bands or clamps may reduce the working pressure of the hose assembly to less than the maximum rated working pressure of the hose. Refer to the NAHAD Industrial Hose Assembly Guidelines.



## HDW™ Heavy Duty White Creamery Washdown Hose Series 7080














Series 7080 is a heavy duty, medium pressure washdown hose designed to handle hot water and mild chemicals in cleaning and washdown applications. The hose construction incorporates multiple plies of textile reinforcement that provide flexibility, and the white, non-marking cover is resistant to abrasion, heat and ozone.

**NOTE:** Do not expose to fatty or oily foods. Do not use for steam service.

<b>Tube:</b>	Black EPDM
<b>Reinforcement:</b>	Multiple textile plies
<b>Cover:</b>	White EPDM; perforated smooth finish
<b>Temp. Range:</b>	-40°F to +212°F (-40°C to +100°C)
<b>Brand Method:</b>	Black ink
<b>Brand Example:</b>	PARKER SERIES 7080 HDW™ CREAMERY WASHDOWN (ID) 300 PSI MAX WP
<b>Design Factor:</b>	4:1
<b>Industry Standards:</b>	None applicable
<b>Applications:</b>	<ul style="list-style-type: none"> <li>• Hot water, mild chemicals</li> <li>• Breweries, dairies, food processing plants, general industrial</li> </ul>
<b>Vacuum:</b>	Not recommended
<b>Compare to:</b>	ContiTech Plicord Washdown

### Crimp Specifications

For currently qualified crimp specifications including coupling designation, refer to CrimpSource at [www.parker.com/crimpsource](http://www.parker.com/crimpsource). Refer to the COS-K4 crimper for crimp specs for hose 4" ID and smaller. Refer to the COS-K6 or COS-K10 crimpers for hose IDs larger than 4".

# Part Number	 ID (in)	 ID (mm)	 Reinf Layers	 OD (in)	 OD (mm)	 Approx Wt (lbs/ft)	 Approx Wt (kg/m)	 Min Bend Rad (in)	 Min Bend Rad (mm)	 Max WP (psi)	 Max WP (bar)	 Nom Std Pack Qty (ft)	 Pkg Type
7080-75304	3/4	19.1	4	1.3	31.8	0.48	0.72	7	165	300	21	400	Reel
7080-7530450												50	Carton

**WARNING:** This product can expose you to chemicals including Carbon Black, which is known to the State of California to cause cancer. For more information go to [www.p65warnings.ca.gov](http://www.p65warnings.ca.gov).

**WARNING!** Couplings attached with bands or clamps may reduce the working pressure of the hose assembly to less than the maximum rated working pressure of the hose. Refer to the NAHAD Industrial Hose Assembly Guidelines.



## White Washdown Hose

### Series 7360

Series 7360 is a low pressure washdown hose for hot water in cleaning applications where higher pressures are not required. The hose construction incorporates multiple plies of textile reinforcement that provide flexibility, and the white, non-marking cover is resistant to abrasion, heat and ozone.

**NOTE:** Do not expose to fatty or oily foods.

<b>Tube:</b>	White SBR
<b>Reinforcement:</b>	Multiple textile plies
<b>Cover:</b>	White SBR; wrapped finish
<b>Temp. Range:</b>	-20°F to +212°F (-29°C to +100°C)
<b>Brand Method:</b>	White text on blue stripe
<b>Brand Example:</b>	PARKER SERIES 7360 WASHDOWN HOSE 150 PSI WP
<b>Design Factor:</b>	4:1
<b>Industry Standards:</b>	None applicable
<b>Applications:</b>	<ul style="list-style-type: none"> <li>• Hot water</li> <li>• Breweries, dairies, food processing plants, general industrial, oil rigs, paper mills</li> </ul>
<b>Vacuum:</b>	Not recommended
<b>Compare to:</b>	ContiTech Plicord Washdown

### Crimp Specifications

For currently qualified crimp specifications including coupling designation, refer to CrimpSource at [www.parker.com/crimpsource](http://www.parker.com/crimpsource). Refer to the COS-K4 crimper for crimp specs for hose 4" ID and smaller. Refer to the COS-K6 or COS-K10 crimpers for hose IDs larger than 4".

# Part Number	ID (in)	ID (mm)	Reinf Layers	OD (in)	OD (mm)	Approx Wt (lbs/ft)	Approx Wt (kg/m)	Min Bend Rad (in)	Min Bend Rad (mm)	Max WP (psi)	Max WP (bar)	Nom Std Pack Qty (ft)	Pkg Type
7360-50150	1/2	12.7	2	1.0	25.6	0.35	0.52	4	102	150	10	50	Coil
7360-75150	3/4	19.1	2	1.3	31.8	0.45	0.67	6	152	150	10	50	Coil
7360-75150100												100	Coil
7360-100150	1	25.4	2	1.6	40.6	0.71	1.06	8	203	150	10	50	Coil
7360-150150	1-1/2	38.1	4	2.1	54.0	1.01	1.50	18	457	150	10	50	Coil
7360-200150	2	50.8	4	2.7	69.8	1.60	2.38	24	610	150	10	50	Coil

**WARNING:** This product can expose you to chemicals including Carbon Black, which is known to the State of California to cause cancer. For more information go to [www.p65warnings.ca.gov](http://www.p65warnings.ca.gov).

**WARNING!** Couplings attached with bands or clamps may reduce the working pressure of the hose assembly to less than the maximum rated working pressure of the hose. Refer to the NAHAD Industrial Hose Assembly Guidelines.



# Contractor's Water Hose – Factory Assemblies

Series 7055 (Black) and Series 7093CW (Black)

**Temp Range:** -40°F to +180°F (-40°C to +82°C)

**Design Factor:** 4:1

Crimped-on Brass, Male x Female Garden Hose Thread Couplings

Coiled and Tied, No Center Disc



Series 7055

Series 7055 is designed as a lightweight, abrasion and weather resistant hose for general industrial water service. The factory-installed, crimped-on lightweight brass couplings provide a secure hose/fitting interface, and the male and female garden hose ends provide easy, quick and secure connections.

## Series 7055 (Black)

# Part Number	⊙		↔		⚖		⌚		📦	
	ID (in)	ID (mm)	Length (ft)	Length (m)	Approx Wt (lbs/ea)	Approx Wt (kg/ea)	Max WP (psi)	Max WP (bar)	Std Pack Qty (ea)	Pkg Type
7055GHT63-300	5/8	15.9	25	7.62	4.91	2.23	100	7	10	Carton
7055GHT63-600			50	15.24	9.32	4.23			5	Carton
7055GHT75-300	3/4	19.1	25	7.62	7.23	3.28	100	7	6	Carton
7055GHT75-600			50	15.24	13.87	6.29			3	Carton
7055GHT100-600	1	25.4	50	15.24	23.69	10.75	100	7	2	Carton

**⚠️ WARNING:** This product can expose you to chemicals including Carbon Black, which is known to the State of California to cause cancer. For more information go to [www.p65warnings.ca.gov](http://www.p65warnings.ca.gov).

## Series 7093CW (Black)

# Part Number	⊙		↔		⚖		⌚		📦	
	ID (in)	ID (mm)	Length (ft)	Length (m)	Approx Wt (lbs/ea)	Approx Wt (kg/ea)	Max WP (psi)	Max WP (bar)	Std Pack Qty (ea)	Pkg Type
7093BCWGH-600	3/4	19.1	50	15.24	16.21	7.35	200	14	3	Carton
7093-75200CW			Bulk	Bulk	0.31/ft	0.14			350 ft.	Reel

**⚠️ WARNING:** This product can expose you to chemicals including Carbon Black, which is known to the State of California to cause cancer. For more information go to [www.p65warnings.ca.gov](http://www.p65warnings.ca.gov).

# Premium Contractor's Water Hose – Factory Assemblies

Series PR (Black EPDM)



Series PR is designed as a durable, lightweight, abrasion and weather resistant hose for agriculture, construction or general industrial water service. The factory-installed, crimped-on lightweight, crush resistant nickel-plated brass couplings provide a secure hose/fitting interface, and the male and female garden hose ends provide easy, quick and secure connections.

**Temp Range:** -40°F to +180°F (-40°C to +82°C)

**Design Factor:** 4:1

Crimped-on Crush Resistant Nickel Plated Brass,  
Male x Female Garden Hose Thread Couplings

Display Coils with Parker Center Retail Packaging Disc

# Part Number	ID (in)	ID (mm)	Length (ft)	Length (m)	Approx Wt (lbs/ea)	Approx Wt (kg/ea)	Max WP (psi)	Max WP (bar)	Std Pack Qty (ea)	Pkg Type
PR5825	5/8	15.9	25	7.62	5.58	2.53	125	9	8	Carton
PR5850			50	15.24	10.66	4.84			4	Carton
PR5875			75	22.86	15.86	7.19			3	Carton
PR58100			100	30.48	20.94	9.50			2	Carton
PR3450	3/4	19.1	50	15.24	14.07	6.38	125	9	3	Carton

**WARNING:** This product can expose you to chemicals including Carbon Black, which is known to the State of California to cause cancer. For more information go to [www.p65warnings.ca.gov](http://www.p65warnings.ca.gov).

# Premium Hot Water Hose – Factory Assemblies

Series HWR (Red EPDM)



Series HWR is designed as a lightweight, abrasion and weather resistant hose for general industrial/commercial hot water (to 212°F) water service. The factory-installed, crimped-on crush resistant nickel-plated brass couplings provide a secure hose/fitting interface, and the male and female garden hose ends provide easy, quick and secure connections.

**Temp Range:** -40°F to +212°F (-40°C to +100°C)

**Design Factor:** 4:1

Crimped-on Crush Resistant Nickel Plated Brass,  
Male x Female Garden Hose Thread Couplings

Display Coils with Parker Center Retail Packaging Disc

# Part Number	ID (in)	ID (mm)	Length (ft)	Length (m)	Approx Wt (lbs/ea)	Approx Wt (kg/ea)	Max WP (psi)	Max WP (bar)	Std Pack Qty (ea)	Pkg Type
HWR5825	5/8	15.9	25	7.62	5.73	2.60	125	9	8	Carton
HWR5850			50	15.24	10.95	4.97			4	Carton
HWR5875			75	22.86	16.30	7.39			3	Carton
HWR58100			100	30.48	21.52	9.76			2	Carton
HWR3450	3/4	19.1	50	15.24	14.36	6.51	125	9	2	Carton

**WARNING:** This product can expose you to chemicals including Lead, which is known to the State of California to cause cancer and birth defects or other reproductive harm. For more information go to [www.p65warnings.ca.gov](http://www.p65warnings.ca.gov).

# Premium Rubber Garden Hose – Factory Assemblies

Series RGR (Green EPDM)

Series RGR is designed as a lightweight, abrasion and weather resistant hose for general consumer/commercial water service. The green color naturally blends in with grass, plants and a garden/landscape environment. The factory-installed, crimped-on crush resistant nickel-plated brass couplings provide a secure hose/fitting interface, and the male and female garden hose ends provide easy, quick and secure connections.



**Temp Range:** -40°F to +180°F (-40°C to +82°C)

**Design Factor:** 4:1 (1/2" @ 3.5:1)

Crimped-on Crush Resistant Nickel Plated Brass,

Male x Female Garden Hose Thread Couplings

Display Coils with Parker Center Retail Packaging Disc

# Part Number	⊙		↔		⚖		⌚		📦	
	ID (in)	ID (mm)	Length (ft)	Length (m)	Approx Wt (lbs/ea)	Approx Wt (kg/ea)	Max WP (psi)	Max WP (bar)	Std Pack Qty (ea)	Pkg Type
RGR1250	1/2	12.7	50	15.24	7.68	3.48	100	7	6	Carton
RGR12100			100	30.48	14.78	6.70			3	Carton
RGR5825	5/8	15.9	25	7.62	5.81	2.64	125	9	8	Carton
RGR5850			50	15.24	11.01	4.99			4	Carton
RGR5875	5/8	15.9	75	22.86	16.20	7.35	125	9	3	Carton
RGR58100			100	30.48	21.39	9.70			2	Carton

**⚠ WARNING:** This product can expose you to chemicals including Lead, which is known to the State of California to cause cancer and birth defects or other reproductive harm. For more information go to [www.p65warnings.ca.gov](http://www.p65warnings.ca.gov).



**Welding Hose  
and Assemblies**



## Hose Selector Guide – by application

Series	Trademark	Hose Application / Construction		Tube	Cover	Size Range (in)	Pressure Range (psi)	Temp Range (°F)	Page No.
7031R	GST® II	Grade R, single, oxygen		EPDM	EPDM	3/4	300	-40 / +200	251
7109	SIAMEEZ®	Grade T, twin	Multiple fuel gases	Chloroprene	Chloroprene	3/16 - 3/8	200	-40 / +200	245
7110	SIAMEEZ®	Grade RM, twin	Acetylene only	Synthetic rubber	Synthetic rubber	3/16 - 3/8	200	-40 / +200	253
7120		Grade R, single, fuel	Acetylene only	EPDM	EPDM	3/16 - 1/2	200	-40 / +200	251
7121		Grade R, single, oxygen		EPDM	EPDM	3/16 - 3/4	200 - 300	-40 / +200	251
7123		Inert gas, black	Arc welding	EPDM	EPDM	3/16 - 1/4	200	-40 / +200	256
7126	SIAMEEZ®	Grade R, twin	Acetylene only	EPDM	EPDM	3/16 - 3/8	200	-40 / +200	249
7141		Grade T, single, fuel	Multiple fuel gases	Chloroprene	Chloroprene	3/16 - 3/4	200	-40 / +200	247
7142		Grade T, single, oxygen		Chloroprene	Chloroprene	3/16 - 3/4	200	-40 / +200	247
7172		Cable cover	Arc welding	Nitrile/SBR	EPDM	3/16 - 3/8	200	-20 / +212	257
7228T		Scarfig, single, fuel	Heavy duty	Chloroprene	Chloroprene	3/8 - 1/2	250	-40 / +200	254
7229T		Scarfig, single, oxygen	Heavy duty	Chloroprene	Chloroprene	3/8 - 1/2	250	-40 / +200	254

## Hose Selector Guide – by industry standard

Series	Industry Standards		
	ARPM	CGA	Nonconductive
7031R	■		
7109	■	■	
7110	■		
7120	■		
7121	■		
7123		■	
7126	■		
7141	■	■	
7142	■	■	
7172			■

The above tables are guides only. It is the responsibility of the end user to select and/or test the most appropriate product for the application. For more specific Industry Standards information, refer to the “Industry Standards” section of each respective product page. Contact Parker for additional information.

**A complete listing of industry standards is available in the Introduction section. See the pages immediately following the Table of Contents for a complete index by series, and by product application and name.**

Due to continual product improvements, Parker reserves the right to alter specifications without prior notice.



# SIAMEEZ®

## Grade T Twin Line Welding Hose

### Red – Fuel Gas Line; Green – Oxygen Line

#### Series 7109



Series 7109 is a premium twin line welding hose featuring a flame resistant and oil resistant tube and cover. The red line is compatible with commonly used fuel gases, including acetylene, hydrogen, natural gas, propane and propylene, and the green line is compatible with oxygen. The non-blooming tube minimizes the migration of combustible waxes or plasticizers to the surface of the rubber, and the multiple plies of textile reinforcement provide flexibility. The cover is resistant to abrasion, flame, mild chemicals, oil and ozone. Grade T is the only grade of welding hose recognized by the Compressed Gas Association (CGA) for oxy-fuel gas welding applications.

- Tube:** Black chloroprene
- Reinforcement:** Multiple textile plies
- Cover:** Green (oxygen) or Red (fuel gas) chloroprene; smooth finish
- Temp. Range:** -40°F to +200°F (-40°C to +93°C)
- Brand Method:** White ink (red hose line)
- Brand Example:** PARKER 7109 WELDING ⚠ WARNING FUEL GAS (ID) MAX WP 200 PSI ARPM/CGA IP-7-(YEAR) STD DUTY GRADE T COUPLE WITH ONE INCH FERRULES
- Design Factor:** 4:1
- Industry Standards:** ARPM IP-7; CGA E-1
- Applications:**
  - **Red:** Acetylene, hydrogen, natural gas, propane, propylene
  - **Green:** Oxygen
  - Bending, brazing, cutting, fabricating, gouging, joining, piercing, pre-heating, post-heating, severing, soldering, straightening, surfacing, trimming
  - Assembly and fabrication shops, construction, factories, foundries, mines, oil rigs, plumbing, railyards, salvage, scrapyards, shipyards, steel mills
- Vacuum:** Not recommended
- Compare to:** ContiTech Tinline Grade T; Thermoid Tuline Grade T

**Crimp Specifications**

For currently qualified crimp specifications including coupling designation, refer to CrimpSource at [www.parker.com/crimpsource](http://www.parker.com/crimpsource). Refer to the COS-K4 crimper for crimp specs for hose 4" ID and smaller. Refer to the COS-K6 or COS-K10 crimpers for hose IDs larger than 4".

#	⊙		▨	⊙		⚖	⚖	↷	↻	↻	↔	📦	
Part Number	ID (in)	ID (mm)	Reinf Layers	OD (in)	OD (mm)	Approx Wt (lbs/ft)	Approx Wt (kg/m)	Min Bend Rad (in)	Min Bend Rad (mm)	Max WP (psi)	MaxWP (bar)	Nom Std Pack Qty (ft)	Pkg Type
7109-191	3/16	4.8	2	0.4	11.1	0.16	0.24	2	51	200	14	800	Reel
7109-251	1/4	6.4	2	0.5	13.5	0.21	0.31	3	64	200	14	800	Reel
7109-311	5/16	7.9	2	0.6	15.1	0.28	0.42	3	76	200	14	750	Reel
7109-381	3/8	9.5	2	0.7	16.7	0.32	0.48	4	102	200	14	700	Reel

**Factory Assemblies:** Available from stock in popular configurations. See the following page.

(Continued on the following page)

**⚠ WARNING:** This product can expose you to chemicals including 1,3-Butadiene, which is known to the State of California to cause cancer and birth defects or other reproductive harm. For more information go to [www.p65warnings.ca.gov](http://www.p65warnings.ca.gov).

**⚠ WARNING!** Do not attempt to re-couple, repair or splice hose assemblies; replace all assemblies that show signs of abrading, abuse, age, damage or fatigue. Refer to ARPM IP-7, Specifications for Rubber Welding Hose and Hose Technical Bulletin 11-5, Guide for Use, Maintenance and Inspection of Welding Hose. Refer to CGA Safety Bulletin SB-11, *Use of Rubber Welding Hose*. Refer to the Safety & Technical Information section of this catalog for further information.

## Series 7109 – SIAMEEZ® Grade T Twin Line Welding Hose (Continued)


### Series 7109 Factory Assemblies

#### Grade T Fitted Hose Assemblies



# Part Number	ID (in)	ID (mm)	Length (ft)	Approx Wt (lbs/ea)	Approx Wt (kg/ea)	Nut Sizes	Std Pack Qty	Pkg Type
7109KABC-150	3/16	4.8	12-1/2	2.0	0.9	A & B	10	Carton
7109KABC-300			25	4.0	1.8			Carton
7109NLC-150			12-1/2	2.0	0.9	B & B	5	Carton
7109NLC-300			25	4.0	1.8			Carton
7109NLC-600			50	7.0	3.2			Carton
7109NLC-1200			100	14.0	6.4			Carton
7109NLF-150	1/4	6.4	12-1/2	3.0	1.4		10	Carton
7109NLF-300			25	6.0	2.7			Carton
7109NLF-600			50	11.0	5.0	B & B	5	Carton
7109NLF-900			75	16.0	7.3			Carton
7109NLF-1200			100	21.0	9.5			Carton
7109NLA-300			25	7.0	3.2			10
7109NLA-600	5/16	7.9	50	14.0	6.4	B & B	5	Carton
7109NLA-1200			100	29.0	13.2			Carton
7109NLM-300	3/8	9.5	25	8.0	3.6	B & B	5	Carton
7109NLM-600			50	16.0	7.3			Carton
7109NLM-1200			100	32.0	14.5			Carton

**WARNING:** This product can expose you to chemicals including 1,3-Butadiene, which is known to the State of California to cause cancer and birth defects or other reproductive harm. For more information go to [www.p65warnings.ca.gov](http://www.p65warnings.ca.gov).



#### Grade T Fitted Hose Assemblies with Steel Spring Guard Each End

# Part Number	ID (in)	ID (mm)	Length (ft)	Approx Wt (lbs/ea)	Approx Wt (kg/ea)	Nut Sizes	Std Pack Qty	Pkg Type
7109NLF-300SG	1/4	6.4	25	5.7	2.6	B & B	5	Carton
7109NLF-600SG			50	10.9	4.9			Carton
7109NLF-1200SG			100	21.4	9.7			Carton

**WARNING:** This product can expose you to chemicals including 1,3-Butadiene, which is known to the State of California to cause cancer and birth defects or other reproductive harm. For more information go to [www.p65warnings.ca.gov](http://www.p65warnings.ca.gov).





## Grade T Single Line Welding Hose

Series 7141 (Red – Fuel Gas Line)

Series 7142 (Green – Oxygen Line)



Series 7141/7142 is a premium single line welding hose featuring a flame resistant and oil resistant tube and cover. Red Series 7141 is only for fuel service and is compatible with commonly used fuel gases, including acetylene, hydrogen, natural gas, propane and propylene. Green Series 7142 is only for oxygen service. The non-blooming tube minimizes the migration of combustible waxes or plasticizers to the surface of the rubber, and the multiple plies of textile reinforcement provide flexibility. Single line welding hose is available in long continuous lengths, providing maximum versatility and ease of handling in a variety of applications where only single line hose is needed or where the fuel gas and oxygen sources are separated, and twin line hose is not practical. The hose cover is resistant to abrasion, mild chemicals, flame, oil and ozone—significant for combination plasma/oxy-fuel welding and cutting equipment applications, which frequently generate intense amounts of ozone and also require Grade T fuel gas hose. Grade T is the only grade of welding hose recognized by the Compressed Gas Association (CGA) for oxy-fuel gas welding applications.

**NOTE:** Grade T is also suitable for use with inert gas.

<b>Tube:</b>	Black chloroprene
<b>Reinforcement:</b>	Multiple textile plies
<b>Cover:</b>	<b>Series 7141:</b> Red chloroprene; ribbed finish (3/4" smooth finish) <b>Series 7142:</b> Green chloroprene; ribbed finish (3/4" smooth finish)
<b>Temp. Range:</b>	-40°F to +200°F (-40°C to +93°C)
<b>Brand Method:</b>	<b>Series 7141:</b> White ink <b>Series 7142:</b> Black ink
<b>Brand Example:</b>	<b>Series 7141:</b> PARKER 7141 WELDING ⚠ WARNING FUEL GAS (ID) MAX WP 200 PSI ARPM/CGA IP-7-(YEAR) STD DUTY GRADE T COUPLE WITH ONE INCH FERRULES <b>Series 7142:</b> PARKER 7142 WELDING ⚠ WARNING OXYGEN (ID) MAX WP 200 PSI ARPM/CGA IP-7-(YEAR) STD DUTY GRADE T COUPLE WITH ONE INCH FERRULES
<b>Design Factor:</b>	4:1
<b>Industry Standards:</b>	ARPM IP-7; CGA E-1
<b>Applications:</b>	<ul style="list-style-type: none"> <li>• <b>Series 7141 (red):</b> Acetylene hydrogen, natural gas, propane, propylene</li> <li>• <b>Series 7142 (green):</b> Oxygen</li> <li>• Bending, brazing, cutting, fabricating, gouging, joining, piercing, pre-heating, post-heating, severing, soldering, straightening, surfacing, trimming</li> <li>• Assembly and fabrication shops, construction, factories, foundries, mines, oil rigs, plumbing, rail yards, salvage, scrapyards, shipyards, steel mills</li> </ul>
<b>Vacuum:</b>	Not recommended
<b>Compare to:</b>	ContiTech Variflex Single Line Grade T; Thermoid Single Line Corrugated Grade T Welding

(Continued on the following page)














**⚠ WARNING:** This product can expose you to chemicals including 1,3-Butadiene, which is known to the State of California to cause cancer and birth defects or other reproductive harm. For more information go to [www.p65warnings.ca.gov](http://www.p65warnings.ca.gov).

## Series 7141 / 7142 – Grade T Single Line Welding Hose (Continued)

### Series 7141 (Red – Fuel Gas Line)

#### Crimp Specifications

For currently qualified crimp specifications including coupling designation, refer to CrimpSource at [www.parker.com/crimpsource](http://www.parker.com/crimpsource). Refer to the COS-K4 crimper for crimp specs for hose 4" ID and smaller. Refer to the COS-K6 or COS-K10 crimpers for hose IDs larger than 4".

# Part Number	 ID (in)	 ID (mm)	 Reinf Layers	 OD (in)	 OD (mm)	 Approx Wt (lbs/ft)	 Approx Wt (kg/m)	 Min Bend Rad (in)	 Min Bend Rad (mm)	 Max WP (psi)	 Max WP (bar)	 Nom Std Pack Qty (ft)	 Pkg Type
7141-19200	3/16	4.8	2	0.4	11.1	0.08	0.12	2	51	200	14	800	Reel
7141-25200	1/4	6.4	2	0.5	13.5	0.10	0.15	3	64	200	14	800	Reel
7141-31200	5/16	7.9	2	0.6	15.1	0.14	0.21	3	76	200	14	750	Reel
7141-38200	3/8	9.5	2	0.7	16.7	0.16	0.24	4	102	200	14	700	Reel
7141-50200	1/2	12.7	2	0.9	22.2	0.29	0.43	5	127	200	14	500	Reel
7141-75200	3/4	19.1	4	1.2	29.4	0.43	0.64	6	152	200	14	400	Reel














**Welding Couplings:** As specified in CGA publication E-1. Bulk welding hose couplings are not sold separately by Parker (except 3/4").

**WARNING:** This product can expose you to chemicals including 1,3-Butadiene, which is known to the State of California to cause cancer and birth defects or other reproductive harm. For more information go to [www.p65warnings.ca.gov](http://www.p65warnings.ca.gov).

### Series 7142 (Green – Oxygen Line)

#### Crimp Specifications

For currently qualified crimp specifications including coupling designation, refer to CrimpSource at [www.parker.com/crimpsource](http://www.parker.com/crimpsource). Refer to the COS-K4 crimper for crimp specs for hose 4" ID and smaller. Refer to the COS-K6 or COS-K10 crimpers for hose IDs larger than 4".

# Part Number	 ID (in)	 ID (mm)	 Reinf Layers	 OD (in)	 OD (mm)	 Approx Wt (lbs/ft)	 Approx Wt (kg/m)	 Min Bend Rad (in)	 Min Bend Rad (mm)	 Max WP (psi)	 Max WP (bar)	 Nom Std Pack Qty (ft)	 Pkg Type
7142-19200	3/16	4.8	2	0.4	11.1	0.08	0.12	2	51	200	14	800	Reel
7142-25200	1/4	6.4	2	0.5	13.5	0.10	0.15	3	64	200	14	800	Reel
7142-31200	5/16	7.9	2	0.6	15.1	0.14	0.21	3	76	200	14	705	Reel
7142-38200	3/8	9.5	2	0.7	16.7	0.16	0.24	4	102	200	14	700	Reel
7142-50200	1/2	12.7	2	0.9	22.2	0.29	0.43	5	127	200	14	500	Reel
7142-75200	3/4	19.1	4	1.2	29.4	0.43	0.64	6	152	200	14	400	Reel

**Welding Couplings:** As specified in CGA publication E-1. Bulk welding hose couplings are not sold separately by Parker (except 3/4").

**WARNING:** This product can expose you to chemicals including 1,3-Butadiene, which is known to the State of California to cause cancer and birth defects or other reproductive harm. For more information go to [www.p65warnings.ca.gov](http://www.p65warnings.ca.gov).

**WARNING!** Do not attempt to re-couple, repair or splice hose assemblies; replace all assemblies that show signs of abrading, abuse, age, damage or fatigue. Refer to ARPM IP-7, Specifications for Rubber Welding Hose and Hose Technical Bulletin 11-5, Guide for Use, Maintenance and Inspection of Welding Hose. Refer to CGA Safety Bulletin SB-11, *Use of Rubber Welding Hose*. Refer to the Safety & Technical Information section of this catalog for further information.



# SIAMEEZ®

## Grade R Twin Line Welding Hose

### Red – Acetylene Only; Green – Oxygen Line

#### Series 7126



Series 7126 is a twin line welding hose; the red line is compatible ONLY with acetylene fuel gas, and the green line is compatible with oxygen. The non-blooming tube minimizes the migration of combustible waxes or plasticizers to the surface of the rubber, and the multiple plies of textile reinforcement provide flexibility. The cover is resistant to abrasion, heat, mild chemicals and ozone.

**Tube:** Black EPDM  
**Reinforcement:** Multiple textile plies  
**Cover:** Red (acetylene) or Green (oxygen) EPDM; smooth finish  
**Temp. Range:** -40°F to +200°F (-40°C to +93°C)  
**Brand Method:** White ink on red hose  
**Brand Example:** PARKER 7126 WELDING ⚠ WARNING ACETYLENE ONLY (ID) MAX WP 200 PSI ARPM IP-7-(YEAR) STD DUTY GRADE R COUPLE WITH ONE INCH FERRULES

**Design Factor:** 4:1

**Industry Standards:** ARPM IP-7

**Applications:**

- **Red:** Acetylene ONLY
- **Green:** Oxygen
- Bending, brazing, cutting, fabricating, gouging, joining, piercing, pre-heating, post-heating, severing, soldering, straightening, surfacing, trimming
- Assembly and fabrication shops, construction, factories, foundries, mines, oil rigs, plumbing, rail yards, salvage, scrapyards, shipyards, steel mills

**Vacuum:** Not recommended

**Compare to:** ContiTech Tinline Grade R; Thermoid Tuline Grade R

### Crimp Specifications

For currently qualified crimp specifications including coupling designation, refer to CrimpSource at [www.parker.com/crimpsource](http://www.parker.com/crimpsource). Refer to the COS-K4 crimper for crimp specs for hose 4" ID and smaller. Refer to the COS-K6 or COS-K10 crimpers for hose IDs larger than 4".

#													
Part Number	ID (in)	ID (mm)	Reinf Layers	OD (in)	OD (mm)	Approx Wt (lbs/ft)	Approx Wt (kg/m)	Min Bend Rad (in)	Min Bend Rad (mm)	Max WP (psi)	Max WP (bar)	Nom Std Pack Qty (ft)	Pkg Type
7126-191	3/16	4.8	2	0.4	11.1	0.13	0.19	2	51	200	14	800	Reel
7126-251	1/4	6.4	2	0.5	13.5	0.20	0.30	3	64	200	14	800	Reel
7126-311	5/16	7.9	2	0.6	15.1	0.25	0.37	3	76	200	14	750	Reel
7126-381	3/8	9.5	2	0.7	16.7	0.29	0.43	4	102	200	14	700	Reel

**Factory Assemblies:** Available from stock in popular configurations. See the following page.

**⚠ WARNING:** This product can expose you to chemicals including Carbon Black, which is known to the State of California to cause cancer. For more information go to [www.p65warnings.ca.gov](http://www.p65warnings.ca.gov).

**⚠ WARNING!** Do not attempt to re-couple, repair or splice hose assemblies; replace all assemblies that show signs of abrading, abuse, age, damage or fatigue. Refer to ARPM IP-7, Specifications for Rubber Welding Hose and Hose Technical Bulletin 11-5, Guide for Use, Maintenance and Inspection of Welding Hose. Refer to CGA Safety Bulletin SB-11, *Use of Rubber Welding Hose*. Refer to the Safety & Technical Information section of this catalog for further information.

## Series 7126 Factory Assemblies

Grade R Fitted Hose Assemblies



# Part Number	ID (in)	ID (mm)	Length (ft)	Approx Wt (lbs/ea)	Approx Wt (kg/ea)	Nut Sizes	Std Pack Qty	Pkg Type			
7126KAAC-150	3/16	4.8	12-1/2	2.0	0.9	A & A	10	Carton			
7126KAAC-300			25	3.5	1.6			Carton			
7126KABC-150			12-1/2	2.0	0.9	A & B		Carton			
7126KABC-300			25	3.5	1.6			Carton			
7126NLC-150			12-1/2	2.0	0.9	B & B		Carton			
7126NLC-300			25	4.0	1.8			Carton			
7126NLC-600			50	7.0	3.2			Carton			
7126NLC-1200			100	14.0	6.4			5	Carton		
7126NLF-150			1/4	6.4	12-1/2	2.0		0.9	B & B	10	Carton
7126NLF-300					25	6.0		2.7		Carton	
7126NLF-600					50	11.0		5.0		5	Carton
7126NLF-1200					100	20.0		9.1		Carton	
7126NLM-300			3/8	9.5	25	8.0		3.6	B & B	10	Carton
7126NLM-600					50	15.0		6.8		5	Carton
7126NLM-1200					100	28.0		12.7		Carton	

**⚠ WARNING:** This product can expose you to chemicals including Carbon Black, which is known to the State of California to cause cancer. For more information go to [www.p65warnings.ca.gov](http://www.p65warnings.ca.gov).



## Grade R Single Line Welding Hose

Series 7120 (Red – Acetylene Only)

Series 7121 and Series 7031(R)

(Green – Oxygen Line)



Series 7120/7121 is a single line acetylene/oxygen welding hose. Red Series 7120 is only for fuel service and is compatible only with acetylene. Green Series 7121 is only for oxygen service. The non-blooming tube minimizes the migration of combustible waxes or plasticizers to the surface of the rubber, and the multiple plies of textile reinforcement provide flexibility. Single line welding hose is available in long continuous lengths, providing maximum versatility and ease of handling in a variety of applications where only single line hose is needed or where the fuel gas and oxygen sources are separated, and twin line hose is not practical. The cover is resistant to abrasion, heat, mild chemicals and ozone.

**NOTES:**

- For 3/4" Grade R oxygen hose, refer to Series 7031(R).
- Grade R is also suitable for use with inert gas.

<b>Tube:</b>	Black EPDM
<b>Reinforcement:</b>	Multiple textile plies
<b>Cover:</b>	<p><b>Series 7120:</b> Red (acetylene) EPDM; ribbed finish</p> <p><b>Series 7121:</b> Green (oxygen) EPDM; ribbed finish</p> <p><b>Series 7031(R):</b> Green (oxygen) EPDM; smooth finish</p>
<b>Temp. Range:</b>	-40°F to +200°F (-40°C to +93°C)
<b>Brand Method:</b>	<p><b>Series 7120:</b> White ink</p> <p><b>Series 7121/7031(R):</b> Black ink</p>
<b>Brand Example:</b>	<p><b>Series 7120:</b> PARKER 7120 WELDING ⚠ WARNING ACETYLENE ONLY (ID) MAX WP 200 PSI ARPM IP-7-(YEAR) STD DUTY GRADE R COUPLE WITH ONE INCH FERRULES</p> <p><b>Series 7121:</b> PARKER 7121 WELDING ⚠ WARNING OXYGEN (ID) MAX WP 200 PSI ARPM IP-7-(YEAR) STD DUTY GRADE R COUPLE WITH ONE INCH FERRULES</p> <p><b>Series 7031(R):</b> PARKER 7031 GST® II/OXYGEN (ID) MAX WP 300 PSI (200 PSI OXYGEN) ARPM IP-7-(YEAR) STD DUTY GRADE R)</p>
<b>Design Factor:</b>	4:1
<b>Industry Standards:</b>	ARPM IP-7
<b>Applications:</b>	<ul style="list-style-type: none"> <li>• <b>Series 7120 (red):</b> Acetylene ONLY</li> <li>• <b>Series 7121 and 7031(R) (green):</b> Oxygen</li> <li>• Bending, brazing, cutting, fabricating, gouging, joining, piercing, pre-heating, post-heating, severing, soldering, straightening, surfacing, trimming</li> <li>• Assembly and fabrication shops, construction, factories, foundries, mines, oil rigs, plumbing, rail yards, salvage, scrapyards, shipyards, steel mills</li> </ul>
<b>Vacuum:</b>	Not recommended
<b>Compare to:</b>	Thermoid Green GP/Oxygen

(Continued on the following page)














**⚠ WARNING:** This product can expose you to chemicals including Carbon Black, which is known to the State of California to cause cancer. For more information go to [www.p65warnings.ca.gov](http://www.p65warnings.ca.gov).

## Series 7120 / 7121 / 7031(R) – Grade R Single Line Welding Hose (Continued)

### Series 7120 (Red – Acetylene line only)

#### Crimp Specifications

For currently qualified crimp specifications including coupling designation, refer to CrimpSource at [www.parker.com/crimpsource](http://www.parker.com/crimpsource). Refer to the COS-K4 crimper for crimp specs for hose 4" ID and smaller. Refer to the COS-K6 or COS-K10 crimpers for hose IDs larger than 4".

# Part Number	 ID (in)	 ID (mm)	 Reinf Layers	 OD (in)	 OD (mm)	 Approx Wt (lbs/ft)	 Approx Wt (kg/m)	 Min Bend Rad (in)	 Min Bend Rad (mm)	 Max WP (psi)	 Max WP (bar)	 Nom Std Pack Qty (ft)	 Pkg Type
7120-19200	3/16	4.8	2	0.4	11.1	0.08	0.12	2	51	200	14	800	Reel
7120-25200	1/4	6.4	2	0.5	13.5	0.10	0.15	3	64	200	14	800	Reel
7120-31200	5/16	7.9	2	0.6	15.1	0.13	0.19	3	76	200	14	750	Reel
7120-38200	3/8	9.5	2	0.7	16.7	0.14	0.21	4	102	200	14	700	Reel
7120-50200	1/2	12.7	4	0.9	22.2	0.26	0.39	5	127	200	14	500	Reel














**Welding Couplings:** As specified in CGA publication E-1. Bulk welding hose couplings are not sold separately by Parker (except 3/4")

**⚠ WARNING:** This product can expose you to chemicals including Carbon Black, which is known to the State of California to cause cancer. For more information go to [www.p65warnings.ca.gov](http://www.p65warnings.ca.gov).

### Series 7121/7031(R) (Green – Oxygen Line)

#### Crimp Specifications

For currently qualified crimp specifications including coupling designation, refer to CrimpSource at [www.parker.com/crimpsource](http://www.parker.com/crimpsource). Refer to the COS-K4 crimper for crimp specs for hose 4" ID and smaller. Refer to the COS-K6 or COS-K10 crimpers for hose IDs larger than 4".

# Part Number	 ID (in)	 ID (mm)	 Reinf Layers	 OD (in)	 OD (mm)	 Approx Wt (lbs/ft)	 Approx Wt (kg/m)	 Min Bend Rad (in)	 Min Bend Rad (mm)	 Max WP (psi)	 Max WP (bar)	 Nom Std Pack Qty (ft)	 Pkg Type
7121-19200	3/16	4.8	2	0.4	11.1	0.08	0.12	2	51	200	14	800	Reel
7121-25200	1/4	6.4	2	0.5	13.5	0.10	0.15	3	64	200	14	800	Reel
7121-31200	5/16	7.9	2	0.6	15.1	0.13	0.19	3	76	200	14	750	Reel
7121-38200	3/8	9.5	2	0.7	16.7	0.14	0.21	4	102	200	14	700	Reel
7121-50200	1/2	12.7	4	0.9	22.2	0.26	0.39	5	127	200	14	500	Reel
7031-75304R	3/4	19.1	4	1.2	29.4	0.37	0.55	6	152	300†	21†	400	Reel
7031-7530450R												50	Carton

† 200 psi (13.8 bar) maximum recommended working pressure for oxygen service.

**Welding Couplings:** As specified in CGA publication E-1. Bulk welding hose couplings are not sold separately by Parker (except 3/4")

**⚠ WARNING:** This product can expose you to chemicals including Carbon Black, which is known to the State of California to cause cancer. For more information go to [www.p65warnings.ca.gov](http://www.p65warnings.ca.gov).

**⚠ WARNING!** Do not attempt to re-couple, repair or splice hose assemblies; replace all assemblies that show signs of abrading, abuse, age, damage or fatigue. Refer to ARPM IP-7, Specifications for Rubber Welding Hose and Hose Technical Bulletin 11-5, Guide for Use, Maintenance and Inspection of Welding Hose. Refer to CGA Safety Bulletin SB-11, *Use of Rubber Welding Hose*. Refer to the Safety & Technical Information section of this catalog for further information.



# SIAMEEZ®

## Grade RM Twin Line Welding Hose

### Red – Acetylene Only; Green – Oxygen Line

#### Series 7110



Series 7110 is a twin line welding hose featuring a flame resistant and oil resistant cover. The red line is compatible ONLY with acetylene fuel gas, and the green line is compatible with oxygen. The non-blooming tube minimizes the migration of combustible waxes or plasticizers to the surface of the rubber, and the multiple plies of textile reinforcement provide flexibility.

- Tube:** Black synthetic rubber
- Reinforcement:** Multiple textile plies
- Cover:** Red (acetylene) or green (oxygen) synthetic rubber; smooth finish
- Temp. Range:** -40°F to +200°F (-40°C to +93°C)
- Brand Method:** White ink on red hose
- Brand Example:** PARKER 7110 WELDING ⚠ WARNING ACETYLENE ONLY (ID) MAX WP 200 PSI ARPM IP-7-(YEAR) STD DUTY GRADE RM COUPLE WITH ONE INCH FERRULES
- Design Factor:** 4:1
- Industry Standards:** ARPM IP-7
- Applications:**
  - **Red:** Acetylene ONLY; **Green:** Oxygen
  - Bending, brazing, cutting, fabricating, gouging, joining, piercing, pre-heating, post-heating, severing, soldering, straightening, surfacing, trimming
  - Assembly and fabrication shops, construction, factories, foundries, mines, oil rigs, plumbing, rail yards, salvage, scrapyards, shipyards, steel mills
- Vacuum:** Not recommended
- Compare to:** ContiTech Twinline Grade RM; Thermoid Tuline Grade RM

### Crimp Specifications

For currently qualified crimp specifications including coupling designation, refer to CrimpSource at [www.parker.com/crimpsource](http://www.parker.com/crimpsource). Refer to the COS-K4 crimper for crimp specs for hose 4" ID and smaller. Refer to the COS-K6 or COS-K10 crimpers for hose IDs larger than 4".

#	⊙	▬	⊙	⚖	↩	⊙	↔	📦					
Part Number	ID (in)	ID (mm)	Reinf Layers	OD (in)	OD (mm)	Approx Wt (lbs/ft)	Approx Wt (kg/m)	Min Bend Rad (in)	Min Bend Rad (mm)	Max WP (psi)	Max WP (bar)	Nom Std Pack Qty (ft)	Pkg Type
7110-191	3/16	4.8	2	0.4	11.1	0.16	0.24	2	51	200	14	800	Reel
7110-251	1/4	6.4	2	0.5	13.5	0.21	0.31	3	64	200	14	800	Reel
7110-311	5/16	7.9	2	0.6	15.1	0.28	0.42	3	76	200	14	750	Reel
7110-381	3/8	9.5	2	0.7	16.7	0.32	0.48	4	102	200	14	700	Reel

**Factory Assemblies:** Available from stock in popular configurations. See the following page.

**⚠ WARNING:** This product can expose you to chemicals including 1,3-Butadiene, which is known to the State of California to cause cancer and birth defects or other reproductive harm. For more information go to [www.p65warnings.ca.gov](http://www.p65warnings.ca.gov).

**⚠ WARNING!** Do not attempt to re-couple, repair or splice hose assemblies; replace all assemblies that show signs of abrading, abuse, age, damage or fatigue. Refer to ARPM IP-7, Specifications for Rubber Welding Hose and Hose Technical Bulletin 11-5, Guide for Use, Maintenance and Inspection of Welding Hose. Refer to CGA Safety Bulletin SB-11, *Use of Rubber Welding Hose*. Refer to the Safety & Technical Information section of this catalog for further information.

## Series 7110 Factory Assemblies

### Grade RM Fitted Hose Assemblies

#	⊙	↔	⚖	↔	📦			
Part Number	ID (in)	ID (mm)	Length (ft)	Approx Wt (lbs/ea)	Approx Wt (kg/ea)	Nut Sizes	Std Pack Qty	Pkg Type
7110NLF-300			25	6.0	2.7		10	Carton
7110NLF-600	1/4	6.4	50	11.0	5.0	B & B	5	Carton
7110NLF-1200			100	21.0	9.5			Carton



**⚠ WARNING:** This product can expose you to chemicals including 1,3-Butadiene, which is known to the State of California to cause cancer and birth defects or other reproductive harm. For more information go to [www.p65warnings.ca.gov](http://www.p65warnings.ca.gov).



## Welding and Scarfing Hose

### Grade T Performance

Series 7228T (Red – Fuel Gas Line)

Series 7229T (Green – Oxygen Line)

Series 7228T/7229T is a heavy duty welding and scarfing hose featuring a flame resistant and oil resistant tube and cover. Red Series 7228T is compatible with commonly used fuel gases, including acetylene, hydrogen, natural gas, propane and propylene. Green Series 7229T is only for oxygen service. The non-blooming tube minimizes the migration of combustible waxes or plasticizers to the surface of the rubber. Single line welding and scarfing hose is available in long continuous lengths, providing maximum versatility and ease of handling in a variety of applications where the fuel gas and oxygen sources are separated. The robust construction incorporates premium rubber compounds to provide Grade T performance, and the braided reinforcement provides working pressures greater than conventional welding hose, maximum kink resistance and secure coupling retention. The thick cover is resistant to abrasion, cuts, flame, gouges, mild chemicals, oil and ozone.

<b>Tube:</b>	Black chloroprene
<b>Reinforcement:</b>	Multiple textile braids
<b>Cover:</b>	<b>Series 7228T:</b> Red chloroprene; smooth finish <b>Series 7229T:</b> Green chloroprene; smooth finish
<b>Temp. Range:</b>	-40°F to +200°F (-40°C to +93°C)
<b>Brand Method:</b>	<b>Series 7228T:</b> White ink <b>Series 7229T:</b> Black ink
<b>Brand Example:</b>	<b>Series 7228T:</b> PARKER USA 7228T WELDING ⚠ WARNING FUEL GAS - SCARFING HOSE (ID) 250 MAX PSI WP <b>Series 7229T:</b> PARKER USA 7229T WELDING ⚠ WARNING OXYGEN - SCARFING HOSE (ID) 250 MAX PSI WP
<b>Design Factor:</b>	4:1
<b>Industry Standards:</b>	None applicable
<b>Applications:</b>	<ul style="list-style-type: none"> <li>• <b>Series 7228T:</b> Acetylene, hydrogen, natural gas, propane, propylene; <b>Series 7229T:</b> Oxygen</li> <li>• Scarfing/deseaming; burning defective areas on the surface of ingots or semi-finished products such as billets</li> <li>• Scarfing/tapering: forging the ends of two pieces to be joined to avoid an enlarged joint</li> </ul>
<b>Vacuum:</b>	Not recommended
<b>Compare to:</b>	Thermoid Green GP/Oxygen

(Continued on the following page)














**⚠ WARNING:** This product can expose you to chemicals including 1,3-Butadiene, which is known to the State of California to cause cancer and birth defects or other reproductive harm. For more information go to [www.p65warnings.ca.gov](http://www.p65warnings.ca.gov).

**⚠ WARNING!** Do not attempt to re-couple, repair or splice hose assemblies; replace all assemblies that show signs of abrading, abuse, age, damage or fatigue. Refer to ARPM IP-7, Specifications for Rubber Welding Hose and Hose Technical Bulletin 11-5, Guide for Use, Maintenance and Inspection of Welding Hose. Refer to CGA Safety Bulletin SB-11, *Use of Rubber Welding Hose*. Refer to the Safety & Technical Information section of this catalog for further information.



## Series 7228T / 7229T – Welding and Scarfing Hose (Continued)














### Series 7228T (Red – Fuel Gas Line)

# Part Number	 ID (in)	 ID (mm)	 Reinf Layers	 OD (in)	 OD (mm)	 Approx Wt (lbs/ft)	 Approx Wt (kg/ft)	 Min Bend Rad (in)	 Min Bend Rad (mm)	 Max WP (psi)	 Max WP (bar)	 Nom Std Pack Qty (ft)	 Pkg Type
7228T-382	3/8	9.5	2	0.8	20.6	0.27	0.40	5	114	250	17	500	Reel
7228T-502	1/2	12.7	2	0.9	23.8	0.33	0.49	6	152	250	17	500	Reel

**Welding Couplings:** As specified in CGA publication E-1. Bulk welding hose couplings are not sold separately by Parker.

**⚠ WARNING:** This product can expose you to chemicals including 1,3-Butadiene, which is known to the State of California to cause cancer and birth defects or other reproductive harm. For more information go to [www.p65warnings.ca.gov](http://www.p65warnings.ca.gov).

### Series 7229T (Green – Oxygen Line)

# Part Number	 ID (in)	 ID (mm)	 Reinf Layers	 OD (in)	 OD (mm)	 Approx Wt (lbs/ft)	 Approx Wt (kg/m)	 Min Bend Rad (in)	 Min Bend Rad (mm)	 Max WP (psi)	 Max WP (bar)	 Nom Std Pack Qty (ft)	 Pkg Type
7229T-382	3/8	9.5	2	0.8	20.6	0.27	0.40	5	114	250	17	500	Reel
7229T-502												500	Reel
7229T-502050	1/2	12.7	2	0.9	23.8	0.33	0.49	6	152	250	17	5 x 50	Carton
7229T-502100												100	Carton

**Welding Couplings:** As specified in CGA publication E-1. Bulk welding hose couplings are not sold separately by Parker.

**⚠ WARNING:** This product can expose you to chemicals including 1,3-Butadiene, which is known to the State of California to cause cancer and birth defects or other reproductive harm. For more information go to [www.p65warnings.ca.gov](http://www.p65warnings.ca.gov).



## Inert Gas Hose

Series 7123



Series 7123 is designed to handle inert/noble gases such as argon, carbon dioxide, helium and nitrogen in arc welding systems. The hose construction incorporates multiple plies of textile reinforcement that provide flexibility, and the cover is resistant to abrasion, heat, mild chemicals and ozone.

- Tube:** Black EPDM
- Reinforcement:** Multiple textile plies
- Cover:** Black EPDM; ribbed finish
- Temp. Range:** -40°F to +200°F (-40°C to +93°C)
- Brand Method:** White ink
- Brand Example:** PARKER 7123 INERT GAS (ID) MAX WP 200 PSI
- Design Factor:** 4:1
- Industry Standards:** CGA E-1 color requirements
- Applications:**
  - Air, argon, carbon dioxide, helium, nitrogen
  - Shield gas
  - Arc welding systems
- Vacuum:** Not recommended

#													
Part Number	ID (in)	ID (mm)	Reinf Layers	OD (in)	OD (mm)	Approx Wt (lbs/ft)	Approx Wt (kg/m)	Min Bend Rad (in)	Min Bend Rad (mm)	Max WP (psi)	Max WP (bar)	Nom Std Pack Qty (ft)	Pkg Type
7123-19200	3/16	4.8	2	0.4	11.1	0.07	0.10	2	51	200	14	800	Reel
7123-25200	1/4	6.4	2	0.5	12.7	0.09	0.13	3	64	200	14	800	Reel

**Welding Couplings:** As specified in CGA publication E-1. Bulk inert gas hose couplings are not sold separately by Parker.

**WARNING:** This product can expose you to chemicals including Carbon Black, which is known to the State of California to cause cancer. For more information go to [www.p65warnings.ca.gov](http://www.p65warnings.ca.gov).



# Cable Cover Hose Nonconductive

Series 7172



Series 7172 is a cable cover and water coolant hose used in arc welding systems. The hose construction is electrically nonconductive with a minimum resistance of one megaohm per inch at 1000 volts DC. The cover is resistant to abrasion, mild chemicals and ozone.

- NOTES:**
- For specially branded or unbranded hose, contact Parker.
  - The user must determine if the hose is suitable for applications subject to electrical hazard. Contact Parker for additional information.

- Tube:** Black nitrile/SBR blend
- Reinforcement:** Multiple textile plies
- Cover:** Black EPDM; smooth finish
- Temp. Range:** -20°F to +212°F (-29°C to +100°C)
- Brand Method:** White ink
- Brand Example:** PARKER SERIES 7172 ELECTRICALLY NON-CONDUCTIVE CABLE COVER / WATER COOLANT HOSE (ID) 200 PSI MAX WP
- Design Factor:** 4:1
- Industry Standards:** Nonconductive
- Applications:**
- Air, water
  - Cable cover and coolant hose for arc welding systems
- Vacuum:** Not recommended

# Part Number	ID (in)	ID (mm)	Reinf Layers	OD (in)	OD (mm)	Approx Wt (lbs/ft)	Approx Wt (kg/m)	Min Bend Rad (in)	Min Bend Rad (mm)	Max WP (psi)	Max WP (bar)	Nom Std Pack Qty (ft)	Pkg Type
7172-19200	3/16	4.8	2	0.4	10.5	0.06	0.09	2	38	200	14	750	Reel
7172-25200	1/4	6.4	2	0.5	12.1	0.07	0.10	2	51	200	14	750	Reel
7172-31200	5/16	7.9	2	0.5	12.7	0.08	0.12	3	64	200	14	750	Reel
7172-38200	3/8	9.5	2	0.6	15.3	0.11	0.16	3	76	200	14	650	Reel

**Welding Couplings:** Bulk welding hose couplings are not sold separately by Parker.

**WARNING:** This product can expose you to chemicals including DEHP, which is known to the State of California to cause cancer and birth defects or other reproductive harm. For more information go to [www.p65warnings.ca.gov](http://www.p65warnings.ca.gov).

**NOTES:**

Lined area for notes.

**Couplings & Equipment**



# Couplings & Equipment Selector Guide

Series	Hose Application / Construction		Size Range (in)	Page No.
660-T	Ferrule vise crimper, manual	1" ID hose capacity	1	280
670-T	Ferrule vise crimper, air powered	1" ID hose capacity	1	280
7610/CS	Crimp coupling, steam	Female Ground Joint NPSM with Wing Nut and O-Ring	3/4 - 1	271
7612	Spud adapter, steam	3/4" Female Pipe Straight x 1-1/2" Ground Joint Male		271
7661/LA-FJ	Crimp coupling	Female JIC 37° – Straight Swivel	2	269
7661/LA-NP	Crimp coupling	Male NPTF Pipe – Straight Rigid	2	270
7661/LAR-FJ	Crimp coupling	Female JIC 37° – Straight Swivel with Internal O-Ring	1	270
7661/LAR-MP	Crimp coupling	Male NPTF Pipe – Straight Rigid with Internal O-Ring	1	270
7661/TY-FA	Crimp coupling	Female SAE 45° – Straight Swivel	1/4 - 5/8	268
7661/TY-FF	Crimp coupling	Female NPTF Pipe – Straight Rigid	1/4	268
7661/TY-FJ	Crimp coupling	Female JIC 37° – Straight Swivel	1/4 - 1/2	268
7661/TY-MP	Crimp coupling	Male NPTF Pipe – Straight Rigid	1/4 - 1/2	269
7661/TY-SP	Crimp coupling	Male NPTF Pipe – Straight Swivel	1/2	269
CGHBL	Brass stem	Welding connection	3/4	272
COS-K1	Adjustable crimper	1-1/4" ID hose capacity	1-1/4	274
COS-K2	Adjustable crimper	2" ID hose capacity	2	275
COS-K4	Adjustable crimper	4" ID hose capacity	4	276
COS-K6	Adjustable crimper	6" ID hose capacity	6	278
COS-10	Adjustable crimper	10" ID hose capacity	10	279
HBL-C	Crimp coupling stem, DEF	Male BSPP w/Seal – Straight Rigid (SS)	3/4	272
HBL-C	Crimp coupling stem, DEF	Male NPTF Pipe – Straight Rigid (SS)	3/4	273
S10143	Crimp coupling	Male NPTF Pipe – Straight Rigid	1/4 - 2	265
S10171	Crimp coupling	Male NPTF Pipe – Straight Rigid	1-1/4 - 2	266
S101CC	Crimp coupling	Male NPTF Pipe – Straight Rigid	1 - 2	266
S101CS	Crimp coupling	Male NPTF Pipe – Straight Rigid	3/4 - 1	271
S101HY	Crimp coupling	Male NPTF Pipe – Straight Rigid	1/4 - 1-1/4	261
S101WC	Crimp coupling	Male NPTF Pipe – Straight Rigid	2	267
S102HY	Crimp coupling	Female NPTF Pipe – Straight Rigid	1/4 - 1	262
S103HY	Crimp coupling	Male JIC 37° – Straight Rigid	1/4 - 1	262
S10643	Crimp coupling	Female JIC 37° – Straight Swivel	1/4 - 2	265
S106HY	Crimp coupling	Female JIC 37° – Straight Swivel	1/4 - 1-1/4	263
S106WC	Crimp coupling	Female JIC 37° – Straight Swivel	2	267
S107HY	Crimp coupling	Female NPSM Pipe – Straight Swivel	1/4 - 1/2	263
S11343	Crimp coupling	Male NPTF Pipe – Straight Swivel	1/4 - 1/2	266
S113HY	Crimp coupling	Male NPTF Pipe – Straight Swivel	1/4 - 1	264
S139HY	Crimp coupling	Female JIC 37° – 90° Swivel Short Drop Elbow	1/4 - 1	264
S1APWC	Crimp coupling, oilfield	Male API – Straight Rigid	2	267
S20820	Reattachable coupling	Female SAE 45° – Straight Swivel	5/16	272
SMCP	Crimp ferrules, DEF	Nickel-Plated Brass	3/4	273

The above table is a guide only. It is the responsibility of the end user to select and/or test the most appropriate product for the application. For more specific Industry Standards information, refer to the "Industry Standards" section of each respective product page. Contact Parker for additional information.

**A complete listing of industry standards is available in the Introduction section.**

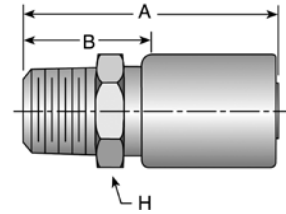
**See the pages immediately following the Table of Contents for a complete index by series, and by product application and name.**






**⚠ WARNING:** This product can expose you to chemicals including Lead, which is known to the State of California to cause cancer and birth defects or other reproductive harm. For more information go to [www.p65warnings.ca.gov](http://www.p65warnings.ca.gov).

Due to continual product improvements, Parker reserves the right to alter specifications without prior notice.

# Series HY

## S101HY Male NPTF Pipe – Straight Rigid



# Part Number	 Hose ID (in)	 Thread ID (in)	Thread Dash Size	Dimensions					 Approx Wt Per Ctn (lbs)	 Std Pack Qty (per carton)	 Pkg Type
				A (in)	A (mm)	H (in)	B (in)	B (mm)			
S101HY-2-4	1/4	1/8x27	-2	2.34	59	5/8	1.00	25	1.94	20	Carton
S101HY-4-4	1/4	1/4x18	-4	2.53	64	9/16	1.19	30	2.73	25	Carton
S101HY-4-6	3/8	1/4x18	-4	2.55	65	11/16	1.19	30	3.06	20	Carton
S101HY-6-4	1/4	3/8x18	-6	2.53	64	3/4	1.19	30	2.68	20	Carton
S101HY-6-6	3/8	3/8x18	-6	2.55	65	3/4	1.19	30	4.20	25	Carton
S101HY-6-8	1/2	3/8x18	-6	2.72	69	7/8	1.38	35	4.54	20	Carton
S101HY-8-6	3/8	1/2x14	-8	2.73	69	7/8	1.38	35	4.36	20	Carton
S101HY-8-8	1/2	1/2x14	-8	2.91	74	7/8	1.41	40	6.53	25	Carton
S101HY-8-10	5/8	1/2x14	-8	2.94	75	1-1/8	1.59	40	7.26	20	Carton
S101HY-8-12	3/4	1/2x14	-8	3.08	78	1-1/4	1.50	38	4.33	10	Carton
S101HY-12-8	1/2	3/4x14	-12	2.91	74	1-1/16	1.56	40	7.60	20	Carton
S101HY-12-10	5/8	3/4x14	-12	2.98	76	1-1/8	1.59	40	3.80	10	Carton
S101HY-12-12	3/4	3/4x14	-12	3.08	78	1-1/4	1.50	38	4.58	10	Carton
S101HY-12-16	1	3/4x14	-12	3.23	82	1-3/8	1.63	41	5.40	10	Carton
S101HY-16-12	3/4	1x11-1/2	-16	3.27	83	1-3/8	1.69	43	5.10	10	Carton
S101HY-16-16	1	1x11-1/2	-16	3.42	87	1-3/8	1.81	46	6.29	10	Carton
S101HY-20-20	1-1/4	1-1/4 x 11-1/2	-20	3.84	98	1-3/4	2.00	51	6.62	4	Carton

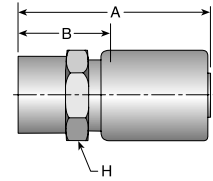
**WARNING:** This product can expose you to chemicals including Lead, which is known to the State of California to cause cancer and birth defects or other reproductive harm. For more information go to [www.p65warnings.ca.gov](http://www.p65warnings.ca.gov).






### Crimp Specifications

For currently qualified crimp specifications including coupling designation, refer to CrimpSource at [www.parker.com/crimpsource](http://www.parker.com/crimpsource). Refer to the COS-K4 crimper for crimp specs for hose 4" ID and smaller. Refer to the COS-K6 or COS-K10 crimpers for hose IDs larger than 4".

# Series HY

## S102HY Female NPTF Pipe – Straight Rigid

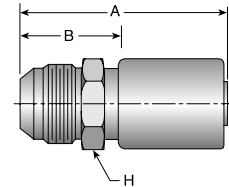







# Part Number	 Hose ID (in)	 Thread ID (in)	Thread Dash Size	Dimensions					 Approx Wt Per Ctn (lbs)	 Std Pack Qty (per carton)	 Pkg Type
				A (in)	A (mm)	H (in)	B (in)	B (mm)			
S102HY-2-4	1/4	1/8x27	-2	2.34	59	5/8	1.00	25	2.24	20	Carton
S102HY-4-4	1/4	1/4x18	-4	2.47	63	11/16	1.13	29	3.23	25	Carton
S102HY-4-6	3/8	1/4x18	-4	2.48	63	11/16	1.13	29	2.94	20	Carton
S102HY-6-4	1/4	3/8x18	-6	2.47	63	7/8	1.13	29	2.94	20	Carton
S102HY-6-6	3/8	3/8x18	-6	2.48	63	7/8	1.13	29	4.58	25	Carton
S102HY-8-6	3/8	1/2x14	-8	2.75	70	1	1.41	36	5.53	25	Carton
S102HY-8-8	1/2	1/2x14	-8	2.84	72	1	1.50	38	6.98	25	Carton
S102HY-12-12	3/4	3/4x14	-12	2.83	72	1-1/4	1.25	32	4.05	10	Carton
S102HY-16-16	1	1x11-1/2	-16	3.27	83	1-1/2	1.66	42	6.18	10	Carton

**WARNING:** This product can expose you to chemicals including Lead, which is known to the State of California to cause cancer and birth defects or other reproductive harm. For more information go to [www.p65warnings.ca.gov](http://www.p65warnings.ca.gov).

# Series HY

## S103HY Male JIC 37° – Straight Rigid



# Part Number	 Hose ID (in)	 Thread ID (in)	Thread Dash Size	Dimensions					 Approx Wt Per Ctn (lbs)	 Std Pack Qty (per carton)	 Pkg Type
				A (in)	A (mm)	H (in)	B (in)	B (mm)			
S103HY-4-4	1/4	7/16x20	-4	2.52	64	5/8	1.19	30	2.75	25	Carton
S103HY-6-4	1/4	9/16x18	-6	2.53	64	11/16	1.19	30	2.68	20	Carton
S103HY-6-6	3/8	9/16x18	-6	2.54	65	11/16	1.19	30	3.80	25	Carton
S103HY-6-8	1/2	9/16x18	-6	2.72	69	7/8	1.38	35	5.50	25	Carton
S103HY-8-6	3/8	3/4x16	-8	2.64	67	13/16	1.28	33	3.96	20	Carton
S103HY-8-8	1/2	3/4x16	-8	2.81	71	5/8	1.47	37	6.10	25	Carton
S103HY-10-8	1/2	7/8x14	-10	2.91	74	1	1.56	40	5.60	20	Carton
S103HY-10-10	5/8	7/8x14	-10	2.98	76	1-1/8	1.59	40	9.08	25	Carton
S103HY-10-12	3/4	7/8x14	-10	3.08	78	1-1/4	1.50	38	2.23	5	Carton
S103HY-12-8	1/2	1-1/16x12	-12	3.02	77	1-1/8	1.66	42	8.98	25	Carton
S103HY-12-10	5/8	1-1/16x12	-12	3.09	78	1-1/8	1.72	44	9.65	25	Carton
S103HY-12-12	3/4	1-1/16x12	-12	3.19	81	1-1/4	1.63	41	4.60	10	Carton
S103HY-16-12	3/4	1-5/16x12	-16	3.23	82	1-3/8	1.66	42	5.29	10	Carton
S103HY-16-16	1	1-5/16x12	-16	3.39	86	1-3/8	1.78	45	6.44	10	Carton

**WARNING:** This product can expose you to chemicals including Lead, which is known to the State of California to cause cancer and birth defects or other reproductive harm. For more information go to [www.p65warnings.ca.gov](http://www.p65warnings.ca.gov).

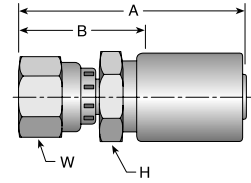
### Crimp Specifications

For currently qualified crimp specifications including coupling designation, refer to CrimpSource at [www.parker.com/crimpsource](http://www.parker.com/crimpsource). Refer to the COS-K4 crimper for crimp specs for hose 4" ID and smaller. Refer to the COS-K6 or COS-K10 crimpers for hose IDs larger than 4".



# Series HY

## S106HY Female JIC 37° – Straight Swivel

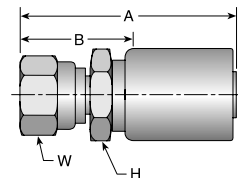


# Part Number	Hose ID (in)	Thread ID (in)	Thread Dash Size	Dimensions						Approx Wt Per Ctn (lbs)	Std Pack Qty (per carton)	Pkg Type
				A (in)	A (mm)	H (in)	W (in)	B (in)	B (mm)			
S106HY-4-4	1/4	7/16x20	-4	2.60	66	9/16	9/16	1.25	32	3.18	25	Carton
S106HY-4-6	3/8	7/16x20	-4	2.67	68	3/4	9/16	1.31	33	3.30	20	Carton
S106HY-5-4	1/4	1/2x20	-5	2.65	67	9/16	5/8	1.31	33	2.52	20	Carton
S106HY-6-4	1/4	9/16x18	-6	2.67	68	5/8	11/16	1.31	33	2.62	20	Carton
S106HY-6-6	3/8	9/16x18	-6	2.69	68	11/16	11/16	1.34	34	8.35	50	Carton
S106HY-6-8	1/2	9/16x18	-6	2.86	73	7/8	9/16	1.50	38	4.80	20	Carton
S106HY-8-6	3/8	3/4x16	-8	2.72	69	7/8	7/8	1.38	35	3.96	20	Carton
S106HY-8-8	1/2	3/4x16	-8	2.90	74	7/8	7/8	1.56	40	13.20	50	Carton
S106HY-8-10	5/8	3/4x16	-8	2.98	76	1-1/8	7/8	1.59	40	7.06	20	Carton
S106HY-8-12	3/4	3/4x16	-8	3.08	78	1-1/4	7/8	1.53	39	2.64	10	Carton
S106HY-10-8	1/2	7/8x14	-10	2.98	76	1	1	1.63	41	6.20	20	Carton
S106HY-10-10	5/8	7/8x14	-10	3.06	78	1-1/8	1	1.69	43	9.95	25	Carton
S106HY-10-12	3/4	7/8x14	-10	3.16	80	1-1/4	1	1.59	40	5.23	10	Carton
S106HY-12-8	1/2	1-1/16x12	-12	3.05	77	1-1/8	1-1/4	1.69	43	3.84	10	Carton
S106HY-12-10	5/8	1-1/16x12	-12	3.12	79	1-1/8	1-1/4	1.75	44	4.48	10	Carton
S106HY-12-12	3/4	1-1/16x12	-12	3.22	82	1-1/4	1-1/4	1.66	42	13.08	25	Carton
S106HY-12-16	1	1-1/16x12	-12	3.38	86	1-3/8	1-1/4	1.75	44	6.40	10	Carton
S106HY-16-16	1	1-5/16x12	-16	3.45	88	1-3/8	1-1/2	1.84	47	6.86	10	Carton
S106HY-20-20	1-1/4	1-5/8x12	-20	4.09	104	2	2	2.25	57	5.00	4	Carton

**WARNING:** This product can expose you to chemicals including Lead, which is known to the State of California to cause cancer and birth defects or other reproductive harm. For more information go to [www.p65warnings.ca.gov](http://www.p65warnings.ca.gov).

# Series HY

## S107HY Female NPSM Pipe – Straight Swivel



# Part Number	Hose ID (in)	Thread ID (in)	Thread Dash Size	Dimensions						Approx Wt Per Ctn (lbs)	Std Pack Qty (per carton)	Pkg Type
				A (in)	A (mm)	H (in)	W (in)	B (in)	B (mm)			
S107HY-4-4	1/4	1/4x18	-4	2.66	68	9/16	11/16	1.31	33	2.76	20	Carton
S107HY-6-6	3/8	3/8x18	-6	2.55	65	3/4	7/8	1.19	30	5.25	25	Carton
S107HY-8-8	1/2	1/2x14	-8	2.91	74	3/4	1	1.56	40	7.55	25	Carton

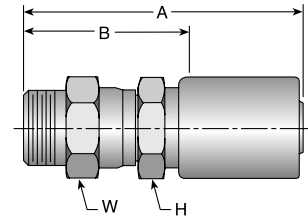
**WARNING:** This product can expose you to chemicals including Lead, which is known to the State of California to cause cancer and birth defects or other reproductive harm. For more information go to [www.p65warnings.ca.gov](http://www.p65warnings.ca.gov).

### Crimp Specifications

For currently qualified crimp specifications including coupling designation, refer to CrimpSource at [www.parker.com/crimpsource](http://www.parker.com/crimpsource). Refer to the COS-K4 crimper for crimp specs for hose 4" ID and smaller. Refer to the COS-K6 or COS-K10 crimpers for hose IDs larger than 4".

# Series HY

## S113HY Male NPTF Pipe – Straight Swivel



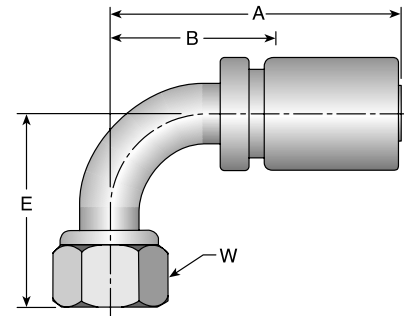
# Part Number	Hose ID (in)	Thread ID (in)	Thread Dash Size	Dimensions						Approx Wt Per Ctn (lbs)	Std Pack Qty (per carton)	Pkg Type
				A (in)	A (mm)	H (in)	W (in)	B (in)	B (mm)			
S113HY-4-4	1/4	1/4x18	-4	3.06	78	9/16	5/8	1.72	44	2.95	25	Carton
S113HY-6-6	3/8	3/8x18	-6	3.11	79	11/16	11/16	1.75	44	6.23	25	Carton
S113HY-8-8	1/2	1/2x14	-8	3.50	89	7/8	7/8	2.16	55	8.55	25	Carton
S113HY-12-12	3/4	3/4x14	-12	3.95	100	1-1/4	1-1/4	2.38	60	7.50	10	Carton
S113HY-16-16	1	1x11-1/2	-16	4.23	107	1-1/2	1-1/2	2.63	67	11.52	10	Carton

**Material:** Plated steel

**WARNING:** This product can expose you to chemicals including Lead, which is known to the State of California to cause cancer and birth defects or other reproductive harm. For more information go to [www.p65warnings.ca.gov](http://www.p65warnings.ca.gov).

# Series HY

## S139HY Female JIC 37° – 90° Swivel Short Drop Elbow



# Part Number	Hose ID (in)	Thread ID (in)	Thread Dash Size	Dimensions						Approx Wt Per Ctn (lbs)	Std Pack Qty (per carton)	Pkg Type	
				A (in)	A (mm)	E (in)	E (mm)	W (in)	B (in)				B (mm)
S139HY-4-4	1/4	7/16x20	-4	2.40	61	0.83	21	9/16	1.13	29	1.47	10	Carton
S139HY-6-4	1/4	9/16x18	-6	2.65	67	0.91	23	3/4	1.38	35	1.63	10	Carton
S139HY-6-6	3/8	9/16x18	-6	2.57	65	0.91	23	11/16	1.29	33	2.17	10	Carton
S139HY-8-6	3/8	3/4x16	-8	2.64	67	1.14	29	7/8	1.37	35	2.70	10	Carton
S139HY-8-8	1/2	3/4x16	-8	2.85	72	1.14	29	7/8	1.56	40	3.60	10	Carton
S139HY-10-8	1/2	7/8x14	-10	3.01	76	1.26	32	1	1.72	44	3.72	10	Carton
S139HY-10-10	5/8	7/8x14	-10	3.09	78	1.26	32	1	1.73	44	4.73	10	Carton
S139HY-12-8	1/2	1-1/16x12	-12	3.61	92	1.83	46	1-1/4	2.25	57	7.00	10	Carton
S139HY-12-10	5/8	1-1/16x12	-12	3.61	92	1.89	48	1-1/4	2.25	57	7.00	10	Carton
S139HY-12-12	3/4	1-1/16x12	-12	3.68	93	1.89	48	1-1/4	2.15	55	3.50	5	Carton
S139HY-16-12	3/4	1-5/16x12	-16	4.33	110	2.14	54	1-1/2	2.78	71	4.30	5	Carton
S139HY-16-16	1	1-5/16x12	-16	4.31	109	2.31	59	1-1/2	2.69	68	4.78	5	Carton

**Material:** Plated steel

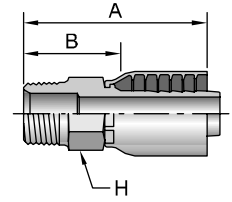
**WARNING:** This product can expose you to chemicals including Lead, which is known to the State of California to cause cancer and birth defects or other reproductive harm. For more information go to [www.p65warnings.ca.gov](http://www.p65warnings.ca.gov).

### Crimp Specifications

For currently qualified crimp specifications including coupling designation, refer to CrimpSource at [www.parker.com/crimpsource](http://www.parker.com/crimpsource). Refer to the COS-K4 crimper for crimp specs for hose 4" ID and smaller. Refer to the COS-K6 or COS-K10 crimpers for hose IDs larger than 4".

## Series 43

### S10143 Male NPTF Pipe – Straight Rigid



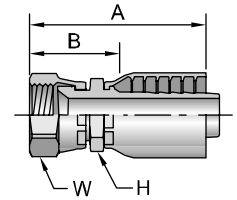
# Part Number	Hose ID (in)	Thread ID (in)	Thread Dash Size	Dimensions					Approx Wt Per Ctn (lbs)	Std Pack Qty (per carton)	Pkg Type
				A (in)	A (mm)	H (in)	B (in)	B (mm)			
S10143-4-4	1/4	1/4x18	-4	2.01	51	9/16	1.26	32	3.00	25	Carton
S10143-6-6	3/8	3/8x18	-6	2.37	60	3/4	1.34	34	4.25	25	Carton
S10143-8-8	1/2	1/2x14	-8	2.84	72	7/8	1.58	40	5.30	20	Carton
S10143-12-12	3/4	3/4x14	-12	3.09	78	1-1/16	1.65	42	4.35	10	Carton
S10143-16-16	1	1x11-1/2	-16	2.59	66	1-3/8	1.97	50	3.71	5	Carton
S10143-20-20	1-1/4	1-1/4x11-1/2	-20	4.08	104	1-3/4	2.39	61	5.50	5	Carton
S10143-24-24	1-1/2	1-1/2x11-1/2	-24	3.50	89	2	2.13	54	8.06	5	Carton
S10143-32-32	2	2x11-1/2	-32	4.05	103	2-1/2	2.27	58	13.37	5	Carton

**Material:** Plated steel

**WARNING:** This product can expose you to chemicals including Lead, which is known to the State of California to cause cancer and birth defects or other reproductive harm. For more information go to [www.p65warnings.ca.gov](http://www.p65warnings.ca.gov).

## Series 43

### S10643 Female JIC 37° – Straight Swivel



# Part Number	Hose ID (in)	Thread ID (in)	Thread Dash Size	Dimensions					Approx Wt Per Ctn (lbs)	Std Pack Qty (per carton)	Pkg Type	
				A (in)	A (mm)	H (in)	W (in)	B (in)				B (mm)
S10643-4-4	1/4	7/16x20	-4	1.94	49	9/16	9/16	1.19	30	2.63	25	Carton
S10643-6-6	3/8	9/16x18	-6	2.29	58	11/16	11/16	1.26	32	4.33	25	Carton
S10643-8-8	1/2	3/4x16	-8	2.63	67	13/16	7/8	1.37	35	5.14	20	Carton
S10643-12-12	3/4	1-1/16x12	-12	3.17	81	1-1/16	1-1/4	1.73	44	2.35	5	Carton
S10643-16-16	1	1-5/16x12	-16	3.62	92	1-3/8	1-1/2	2.00	51	4.15	5	Carton
S10643-20-20	1-1/4	1-5/8x12	-20	3.94	100	1-7/8	2	2.25	57	7.60	5	Carton
S10643-24-24	1-1/2	1-7/8x12	-24	3.84	98	2-1/8	2-1/4	2.47	63	4.00	2	Carton
S10643-32-32	2	2-1/2x12	-32	4.73	120	2-1/2	2-7/8	2.95	75	3.08	1	Carton

**Material:** Plated steel

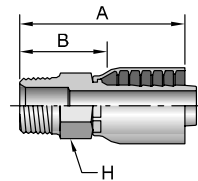
**WARNING:** This product can expose you to chemicals including Lead, which is known to the State of California to cause cancer and birth defects or other reproductive harm. For more information go to [www.p65warnings.ca.gov](http://www.p65warnings.ca.gov).






#### Crimp Specifications

For currently qualified crimp specifications including coupling designation, refer to CrimpSource at [www.parker.com/crimpsource](http://www.parker.com/crimpsource). Refer to the COS-K4 crimper for crimp specs for hose 4" ID and smaller. Refer to the COS-K6 or COS-K10 crimpers for hose IDs larger than 4".

## Series 43

### S11343 Male NPTF Pipe – Straight Swivel



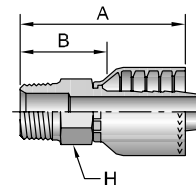
# Part Number	 Hose ID (in)	 Thread ID (in)	Thread Dash Size	Dimensions					 Approx Wt Per Ctn (lbs)	 Std Pack Qty (per carton)	 Pkg Type
				A (in)	A (mm)	H (in)	B (in)	B (mm)			
S11343-4-4	1/4	1/4X18	-4	2.68	68	5/8	1.93	49	1.53	10	Carton
S11343-6-6	3/8	3/8X18	-6	3.08	78	3/4	2.05	52	2.55	10	Carton
S11343-8-8	1/2	1/2X14	-8	3.52	89	7/8	2.26	57	3.70	10	Carton






**Material:** Plated steel

**WARNING:** This product can expose you to chemicals including Lead, which is known to the State of California to cause cancer and birth defects or other reproductive harm. For more information go to [www.p65warnings.ca.gov](http://www.p65warnings.ca.gov).

## Series 71

### S10171 Male NPTF Pipe – Straight Rigid



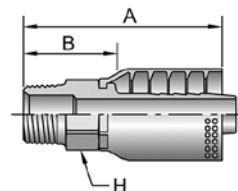
# Part Number	 Hose ID (in)	 Thread ID (in)	Thread Dash Size	Dimensions					 Approx Wt Per Ctn (lbs)	 Std Pack Qty (per carton)	 Pkg Type
				A (in)	A (mm)	H (in)	B (in)	B (mm)			
S10171-20-20	1-1/4	1-1/4x11-1/2	-20	4.06	103	1-3/4	2.39	61	2.50	2	Carton
S10171-24-24	1-1/2	1-1/2x11-1/2	-24	4.32	110	2	2.19	56	2.02	1	Carton
S10171-32-32	2	2x11-1/2	-32	4.66	118	2-1/2	2.52	64	6.45	2	Carton






**Material:** Plated steel

**WARNING:** This product can expose you to chemicals including Lead, which is known to the State of California to cause cancer and birth defects or other reproductive harm. For more information go to [www.p65warnings.ca.gov](http://www.p65warnings.ca.gov).

## Series CC

### S101CC Male NPTF Pipe – Straight Rigid



# Part Number	 Hose ID (in)	 Thread ID (in)	Thread Dash Size	Dimensions					 Approx Wt Per Ctn (lbs)	 Std Pack Qty (per carton)	 Pkg Type
				A (in)	A (mm)	H (in)	B (in)	B (mm)			
S101CC-16-16CW	1	1x11-1/2	-16	3.94	100	1-3/8	2.00	51	18.60	20	Carton
S101CC-20-20CW	1-1/4	1-1/4x11-1/2	-20	4.06	103	1-3/4	2.39	61	3.00	–	Carton
S101CC-24-24CW	1-1/2	1-1/2x11-1/2	-24	3.50	89	2	2.13	54	5.00	5	Carton
S101CC-32-32CW	2	2x11-1/2	-32	5.39	137	2-5/8	2.14	54	13.00	2	Carton

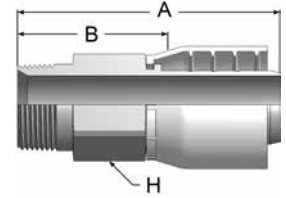
**Material:** Stainless Steel Inserts, Carbon Steel Ferrules

**WARNING:** This product can expose you to chemicals including Lead, which is known to the State of California to cause cancer and birth defects or other reproductive harm. For more information go to [www.p65warnings.ca.gov](http://www.p65warnings.ca.gov).

#### Crimp Specifications

For currently qualified crimp specifications including coupling designation, refer to CrimpSource at [www.parker.com/crimpsource](http://www.parker.com/crimpsource). Refer to the COS-K4 crimper for crimp specs for hose 4" ID and smaller. Refer to the COS-K6 or COS-K10 crimpers for hose IDs larger than 4".

## Series WC S1APWC Male API – Straight Rigid

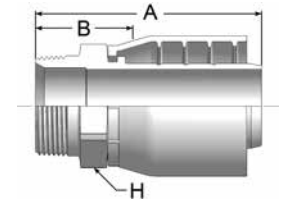


# Part Number	Hose ID (in)	Thread ID (in)	Thread Dash Size	Dimensions					Approx Wt Per Ctn (lbs)	Std Pack Qty (per carton)	Pkg Type
				A (in)	A (mm)	H (in)	B (in)	B (mm)			
S1APWC-32-32	2	2x11-1/2	-32	7.17	182	2-5/8	3.92	99	2.00	2	Carton

**Material:** Plated steel

**WARNING:** This product can expose you to chemicals including Lead, which is known to the State of California to cause cancer and birth defects or other reproductive harm. For more information go to [www.p65warnings.ca.gov](http://www.p65warnings.ca.gov).

## Series WC S101WC Male NPTF Pipe – Straight Rigid

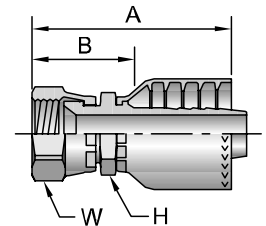


# Part Number	Hose ID (in)	Thread ID (in)	Thread Dash Size	Dimensions					Approx Wt Per Ctn (lbs)	Std Pack Qty (per carton)	Pkg Type
				A (in)	A (mm)	H (in)	B (in)	B (mm)			
S101WC-32-32	2	2x11-1/2	-32	5.39	137	2-5/8	2.14	54	2.00	2	Carton

**Material:** Plated steel

**WARNING:** This product can expose you to chemicals including Lead, which is known to the State of California to cause cancer and birth defects or other reproductive harm. For more information go to [www.p65warnings.ca.gov](http://www.p65warnings.ca.gov).

## Series WC S106WC Female JIC 37° – Straight Swivel



# Part Number	Hose ID (in)	Thread ID (in)	Thread Dash Size	Dimensions						Approx Wt Per Ctn (lbs)	Std Pack Qty (per carton)	Pkg Type
				A (in)	A (mm)	H (in)	W (in)	B (in)	B (mm)			
S106WC-32-32	2	2-1/2x12	-32	5.95	151	2-5/8	2-7/8	2.70	69	2.00	2	Carton

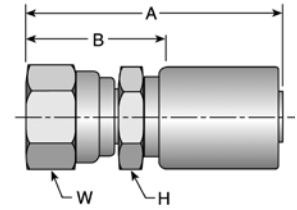
**Material:** Plated steel

**WARNING:** This product can expose you to chemicals including Lead, which is known to the State of California to cause cancer and birth defects or other reproductive harm. For more information go to [www.p65warnings.ca.gov](http://www.p65warnings.ca.gov).

### Crimp Specifications

For currently qualified crimp specifications including coupling designation, refer to CrimpSource at [www.parker.com/crimpsource](http://www.parker.com/crimpsource). Refer to the COS-K4 crimper for crimp specs for hose 4" ID and smaller. Refer to the COS-K6 or COS-K10 crimpers for hose IDs larger than 4".

## Series 7661/TY-FA Female SAE 45° – Straight Swivel

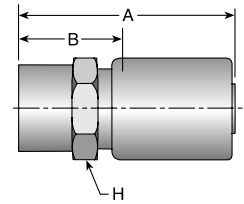


# Part Number	Hose ID (in)	Thread ID (in)	Thread Dash Size	Dimensions						Approx Wt Per Ctn (lbs)	Std Pack Qty (per carton)	Pkg Type
				A (in)	A (mm)	H (in)	W (in)	B (in)	B (mm)			
7661-06FA04TY	1/4	5/8x18	-6	2.72	69	11/16	3/4	1.38	35	2.20	20	Carton
7661-08FA08TY	1/2	3/4x16	-8	2.91	74	7/8	7/8	1.405	36	4.20	20	Carton
7661-10FA10TY	5/8	7/8x14	-10	3.06	78	1-1/8	1	1.69	43	6.20	20	Carton

**Material:** Plated steel

**WARNING:** This product can expose you to chemicals including Lead, which is known to the State of California to cause cancer and birth defects or other reproductive harm. For more information go to [www.p65warnings.ca.gov](http://www.p65warnings.ca.gov).

## Series 7661/TY-FF Female NPTF Pipe – Straight Rigid

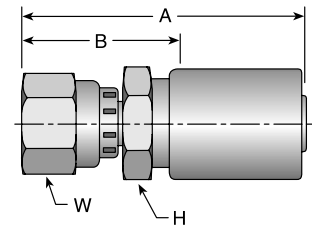


# Part Number	Hose ID (in)	Thread ID (in)	Thread Dash Size	Dimensions						Approx Wt Per Ctn (lbs)	Std Pack Qty (per carton)	Pkg Type
				A (in)	A (mm)	H (in)	B (in)	B (mm)				
7661-04FF04TY	1/4	1/4x18	-4	2.47	63	11/16	1.15	26	3.23	25	Carton	

**Material:** Plated steel

**WARNING:** This product can expose you to chemicals including Lead, which is known to the State of California to cause cancer and birth defects or other reproductive harm. For more information go to [www.p65warnings.ca.gov](http://www.p65warnings.ca.gov).

## Series 7661/TY-FJ Female JIC 37° – Straight Swivel



# Part Number	Hose ID (in)	Thread ID (in)	Thread Dash Size	Dimensions						Approx Wt Per Ctn (lbs)	Std Pack Qty (per carton)	Pkg Type
				A (in)	A (mm)	H (in)	W (in)	B (in)	B (mm)			
7661-04FJ04TY	1/4	7/16x20	-4	2.60	66	9/16	9/16	1.25	32	3.18	25	Carton
7661-08FJ08TY	1/2	3/4x16	-8	2.90	74	7/8	7/8	1.56	40	26.40	100	Carton
7661-10FJ08TY	1/2	7/8x14	-10	2.98	76	1	1	1.63	41	5.28	20	Carton

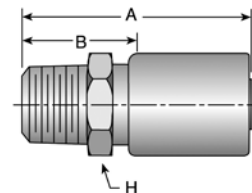
**Material:** Plated steel

**WARNING:** This product can expose you to chemicals including Lead, which is known to the State of California to cause cancer and birth defects or other reproductive harm. For more information go to [www.p65warnings.ca.gov](http://www.p65warnings.ca.gov).

### Crimp Specifications

For currently qualified crimp specifications including coupling designation, refer to CrimpSource at [www.parker.com/crimpsource](http://www.parker.com/crimpsource). Refer to the COS-K4 crimper for crimp specs for hose 4" ID and smaller. Refer to the COS-K6 or COS-K10 crimpers for hose IDs larger than 4".

## Series 7661/TY-MP Male NPTF Pipe – Straight Rigid

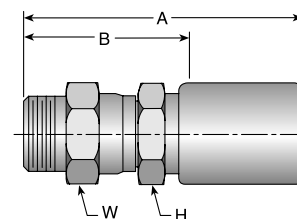


# Part Number	Hose ID (in)	Thread ID (in)	Thread Dash Size	Dimensions						Approx Wt Per Ctn (lbs)	Std Pack Qty (per carton)	Pkg Type
				A (in)	A (mm)	H (in)	B (in)	B (mm)				
7661-04MP04TY	1/4	1/4x18	-4	2.53	64	9/16	1.19	30	7.00	50	Carton	
7661-06MP08TY	1/2	3/8x18	-6	2.72	69	7/8	1.38	35	6.00	20	Carton	
7661-08MP08TY	1/2	1/2x14	-8	2.91	74	7/8	1.56	40	30.00	100	Carton	
7661-12MP08TY	1/2	3/4x14	-12	2.91	74	1-1/16	1.56	40	80.00	80	Carton	

**Material:** Plated steel

**WARNING:** This product can expose you to chemicals including Lead, which is known to the State of California to cause cancer and birth defects or other reproductive harm. For more information go to [www.p65warnings.ca.gov](http://www.p65warnings.ca.gov).

## Series 7661/TY-SP Male NPTF Pipe – Straight Swivel

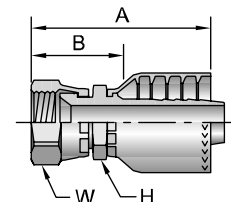


# Part Number	Hose ID (in)	Thread ID (in)	Thread Dash Size	Dimensions						Approx Wt Per Ctn (lbs)	Std Pack Qty (per carton)	Pkg Type
				A (in)	A (mm)	H (in)	W (in)	B (in)	B (mm)			
7661-08SP08TY	1/2	1/2x14	-8	3.50	89	7/8	7/8	2.16	55	34.20	100	Carton

**Material:** Plated steel

**WARNING:** This product can expose you to chemicals including Lead, which is known to the State of California to cause cancer and birth defects or other reproductive harm. For more information go to [www.p65warnings.ca.gov](http://www.p65warnings.ca.gov).

## Series 7661/LA-FJ Female JIC 37° – Straight Swivel



# Part Number	Hose ID (in)	Thread ID (in)	Thread Dash Size	Dimensions						Approx Wt Per Ctn (lbs)	Std Pack Qty (per carton)	Pkg Type
				A (in)	A (mm)	H (in)	W (in)	B (in)	B (mm)			
7661-32FJ32LA	2	2-1/2x12	-32	5.39	137	2-5/8	2-7/8	2.70	69	27.20	7	Carton

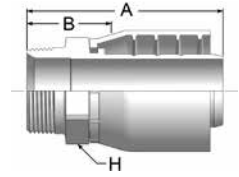
**Material:** Plated steel

**WARNING:** This product can expose you to chemicals including Lead, which is known to the State of California to cause cancer and birth defects or other reproductive harm. For more information go to [www.p65warnings.ca.gov](http://www.p65warnings.ca.gov).

### Crimp Specifications

For currently qualified crimp specifications including coupling designation, refer to CrimpSource at [www.parker.com/crimpsource](http://www.parker.com/crimpsource). Refer to the COS-K4 crimper for crimp specs for hose 4" ID and smaller. Refer to the COS-K6 or COS-K10 crimpers for hose IDs larger than 4".

## Series 7661/LA-NP Male NPTF Pipe – Straight Rigid

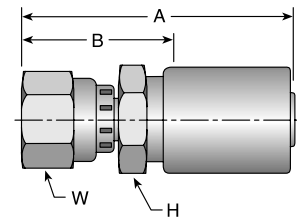


# Part Number	Hose ID (in)	Thread ID (in)	Thread Dash Size	Dimensions					Approx Wt Per Ctn (lbs)	Std Pack Qty (per carton)	Pkg Type
				A (in)	A (mm)	H (in)	B (in)	B (mm)			
7661-32NP32LA	2	2x11-1/2	-32	5.39	137	2-5/8	2.14	54	26.90	8	Carton

**Material:** Plated steel

**WARNING:** This product can expose you to chemicals including Lead, which is known to the State of California to cause cancer and birth defects or other reproductive harm. For more information go to [www.p65warnings.ca.gov](http://www.p65warnings.ca.gov).

## Series 7661/LAR-FJ Female JIC 37° – Straight Swivel with Internal O-Ring

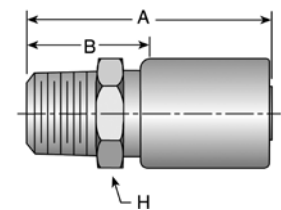


# Part Number	Hose ID (in)	Thread ID (in)	Thread Dash Size	Dimensions						Approx Wt Per Ctn (lbs)	Std Pack Qty (per carton)	Pkg Type
				A (in)	A (mm)	H (in)	W (in)	B (in)	B (mm)			
7661-16FJ16LAR	1	1-5/16x12	-16	3.55	90	1-3/8	1-3/8	1.81	46	17.15	25	Carton

**Material:** Plated steel

**WARNING:** This product can expose you to chemicals including Lead, which is known to the State of California to cause cancer and birth defects or other reproductive harm. For more information go to [www.p65warnings.ca.gov](http://www.p65warnings.ca.gov).

## Series 7661/LAR-MP Male NPTF Pipe – Straight Rigid with Internal O-Ring



# Part Number	Hose ID (in)	Thread ID (in)	Thread Dash Size	Dimensions					Approx Wt Per Ctn (lbs)	Std Pack Qty (per carton)	Pkg Type
				A (in)	A (mm)	H (in)	B (in)	B (mm)			
7661-16MP16LAR	1	1x11-1/2	-16	3.42	87	1-3/8	1.69	43	15.73	25	Carton

**Material:** Plated steel

**WARNING:** This product can expose you to chemicals including Lead, which is known to the State of California to cause cancer and birth defects or other reproductive harm. For more information go to [www.p65warnings.ca.gov](http://www.p65warnings.ca.gov).

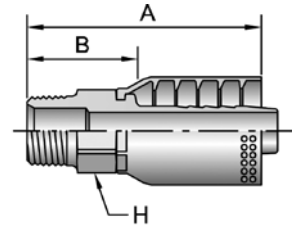
### Crimp Specifications

For currently qualified crimp specifications including coupling designation, refer to CrimpSource at [www.parker.com/crimpsource](http://www.parker.com/crimpsource). Refer to the COS-K4 crimper for crimp specs for hose 4" ID and smaller. Refer to the COS-K6 or COS-K10 crimpers for hose IDs larger than 4".



## Series CS

### S101CS Male NPTF Pipe – Straight Rigid



# Part Number	Hose ID (in)	Thread ID (in)	Thread Dash Size	Dimensions					Approx Wt Per Ctn (lbs)	Std Pack Qty (per carton)	Pkg Type
				A (in)	A (mm)	H (in)	B (in)	B (mm)			
S101CS-12-12	3/4	3/4x14	-12	3.56	90	1-1/8	1.75	44	16.05	25	Carton
S101CS-16-16	1	1x11-1/2	-16	3.94	100	1-3/8	2.00	51	27.43	25	Carton

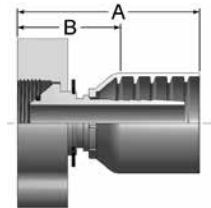
**Material:** Plated steel

**WARNING:** This product can expose you to chemicals including Lead, which is known to the State of California to cause cancer and birth defects or other reproductive harm. For more information go to [www.p65warnings.ca.gov](http://www.p65warnings.ca.gov).

## Series 7610/CS

### Crimp Coupling for Steam Hose

#### Female Ground Joint NPSM with Wing Nut and O-Ring



# Part Number	Description	Hose ID (in)	Thread (in)	Dimensions				Approx Wt Per Ctn (lbs)	Std Pack Qty (per carton)	Pkg Type
				A (in)	A (mm)	B (in)	B (mm)			
7610-12CSGJF	With Wing Nut	3/4	1-1/2	3.70	94	1.57	40	4.00	4	Carton
7610-12CSGJFS	Spud	3/4	1-1/2	n/a	n/a	n/a	n/a	4.00	4	Carton
7610-16CSGJF	With Wing Nut	1	1-1/2	3.97	100	1.53	39	4.00	4	Carton

**Material:** Coupling, plated steel; Wing Nut, malleable iron

**WARNING:** This product can expose you to chemicals including Lead, which is known to the State of California to cause cancer and birth defects or other reproductive harm. For more information go to [www.p65warnings.ca.gov](http://www.p65warnings.ca.gov).

## Series 7612

### Spud Adapter for Steam Hose

#### 3/4" Female Pipe Straight x 1-1/2" Ground Joint Male



# Part Number	Description	Approx Wt Per Ctn (lbs)	Std Pack Qty (per carton)	Pkg Type
7612-750GFS3	3/4" Female Pipe Straight to 1-1/2" Ground Joint Male	10.00	10	Carton

**Material:** Plated steel

**WARNING:** This product can expose you to chemicals including Lead, which is known to the State of California to cause cancer and birth defects or other reproductive harm. For more information go to [www.p65warnings.ca.gov](http://www.p65warnings.ca.gov).

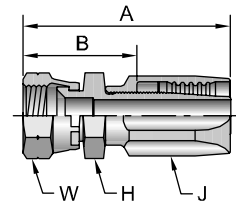
#### Crimp Specifications

For currently qualified crimp specifications including coupling designation, refer to CrimpSource at [www.parker.com/crimpsource](http://www.parker.com/crimpsource). Refer to the COS-K4 crimper for crimp specs for hose 4" ID and smaller. Refer to the COS-K6 or COS-K10 crimpers for hose IDs larger than 4".

## Series 20

### Reattachable Couplings for LPG Fuel Hose

#### Female SAE 45° – Straight Swivel



# Part Number	Hose ID (in)	Thread ID (in)	Thread Dash Size	Dimensions							Approx Wt Per Ctn (lbs)	Std Pack Qty (per carton)	Pkg Type
				A (in)	A (mm)	H (in)	J (in)	W (in)	B (in)	B (mm)			
S20820-6-6	5/16	5/8x18	-6	2.36	60	3/4	13/16	3/4	1.44	37	4.20	25	Carton

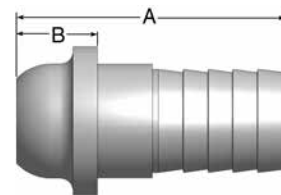
**Material:** Plated steel

**WARNING:** This product can expose you to chemicals including Lead, which is known to the State of California to cause cancer and birth defects or other reproductive harm. For more information go to [www.p65warnings.ca.gov](http://www.p65warnings.ca.gov).

## Series CGHBL

### Stem for Welding Hose

**NOTE:** Use D Nuts



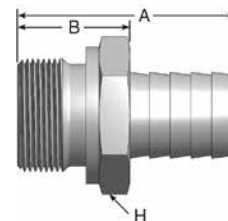
# Part Number	Hose ID (in)	Dimensions				Approx Wt Per Each (lbs)	Std Pack Qty (per carton)	Pkg Type
		A (in)	A (mm)	B (in)	B (mm)			
CGHBL-12-12	3/4	2.26	57	0.62	16	0.50	Per Order	Carton

**Material:** Brass

## Series HBL-C

### Male BSPP w/Seal – Straight Rigid

#### For Series 7116M DEF Hose



# Part Number	Hose ID (in)	Thread ID (in)	Thread Dash Size	Dimensions					Approx Wt Per Ctn (lbs)	Std Pack Qty (per carton)	Pkg Type
				A (in)	A (mm)	H (in)	B (in)	B (mm)			
S1D00NMHBL-12-12C	3/4	3/4x14	-12	2.00	51	1-1/4	1.03	26	4.36	25	Carton

**Material:** 304 stainless steel

**NOTE:** Requires SMCP24631 or SMCP24633 ferrules.

**WARNING:** This product can expose you to chemicals including Lead, which is known to the State of California to cause cancer and birth defects or other reproductive harm. For more information go to [www.p65warnings.ca.gov](http://www.p65warnings.ca.gov).

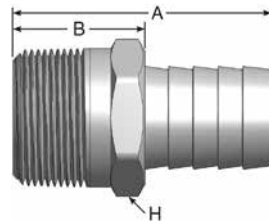
#### Crimp Specifications

For currently qualified crimp specifications including coupling designation, refer to CrimpSource at [www.parker.com/crimpsource](http://www.parker.com/crimpsource). Refer to the COS-K4 crimper for crimp specs for hose 4" ID and smaller. Refer to the COS-K6 or COS-K10 crimpers for hose IDs larger than 4".

# Series HBL-C

## Male NPTF Pipe – Straight Rigid

### For Series 7116M DEF Hose



# Part Number	Hose ID (in)	Thread ID (in)	Thread Dash Size	Dimensions					Approx Wt Per Ctn (lbs)	Std Pack Qty (per carton)	Pkg Type
				A (in)	A (mm)	H (in)	B (in)	B (mm)			
<b>S125HBL-12-12C</b>	3/4	3/4x14	-12	1.98	50	1-1/16	1.01	26	4.36	25	Carton

**Material:** 304 stainless steel

**NOTE:** Requires SMCP24631 or SMCP24633 ferrules.

**WARNING:** This product can expose you to chemicals including Lead, which is known to the State of California to cause cancer and birth defects or other reproductive harm. For more information go to [www.p65warnings.ca.gov](http://www.p65warnings.ca.gov).

# Series SMCP

## Ferrule



# Part Number	Hose Series	Hose ID (in)	Ferrule Lg (in)	Ferrule ID (in)	Ferrule ID (mm)	Approx Wt Per Ctn (lbs)	Std Pack Qty (per carton)	Pkg Type
<b>SMCP24633</b>	7116M	3/4	1.200	0.843	21.4	2.50	25	Carton

**Material:** Nickel plated brass

**WARNING:** This product can expose you to chemicals including Titanium Dioxide, which is known to the State of California to cause cancer. For more information go to [www.p65warnings.ca.gov](http://www.p65warnings.ca.gov).

### Crimp Specifications

For currently qualified crimp specifications including coupling designation, refer to CrimpSource at [www.parker.com/crimpsource](http://www.parker.com/crimpsource). Refer to the COS-K4 crimper for crimp specs for hose 4" ID and smaller. Refer to the COS-K6 or COS-K10 crimpers for hose IDs larger than 4".

# COS-K1

## Adjustable Crimper

The COS-K1 is a versatile adjustable crimper that provides accurate, reliable, repeatable, quick and easy crimping for hose up to 1-1/4" ID.

- 60 tons of crimping force
- 1.0 horsepower hydraulic pump
- 115 VAC single phase power
- Bench mountable
- Capability:
  - to 1-1/4" industrial hose
  - to 1-1/4" 4-spiral wire hose



# Part Number	Description	Die Closure (in)	Dimensions	Approx Wt (lbs)	Availability
COS-K1	115 VAC, 1-phase		12.5" W x 22" L x 22.5" H	140	
COS-K2-SHELF	Die storage rack			43	Included
COS-K2-STAND	Crimper stand			50	Included
EN98-020-01S	Split die set, red	0.520		4	Optional
EN98-020-02S	Split die set, yellow	0.670		4	Optional
EN98-020-03S	Split die set, blue	0.830		4	Optional
EN98-020-04S	Split die set, green	1.100		4	Optional
EN98-020-05S	Split die set, black	1.320		4	Optional
EN98-020-06S	Split die set, brown	1.500		4	Optional
EN98-020-07S	Split die set, clear	1.730		4	Optional
EN98-020-08S	Split die set, purple	1.920		4	Optional

For optional dies and accessories, contact Parker Customer Service.

**WARNING:** This product can expose you to chemicals including Lead, which is known to the State of California to cause cancer and birth defects or other reproductive harm. For more information go to [www.p65warnings.ca.gov](http://www.p65warnings.ca.gov).

### Crimp Specifications

For currently qualified crimp specifications including coupling designation, refer to CrimpSource at [www.parker.com/crimpsource](http://www.parker.com/crimpsource). Refer to the COS-K4 crimper for crimp specs for hose 4" ID and smaller. Refer to the COS-K6 or COS-K10 crimpers for hose IDs larger than 4".


# COS-K2

## Adjustable Crimper

The COS-K2 is a versatile adjustable crimper that provides accurate, reliable, repeatable, quick and easy crimping for hose up to 2" ID.

- 80 tons of crimping force
- Available in two models:
  - 1.0 horsepower, 115 VAC single phase (COS-K2)
  - 2.0 horsepower, 220 VAC single phase (COS-K2SP220)
- Bench mountable
- Capability:
  - to 2" industrial hose
  - to 2" 4-spiral wire hose
  - to 1-1/2" 6-spiral wire hose



# Part Number	Description	Die Closure (in)	Dimensions	 Approx Wt (lbs)	Availability
COS-K2	115 VAC, 1-phase		17" W x 32" L x 29" H	375	
COS-K2SP220	220 VAC, 1-phase		17" W x 32" L x 29" H	375	
COS-K2-SHELF	Die storage rack			43	Optional
COS-K2-STAND	Crimper stand			50	Optional
EN98-020-01S	Split die set, red	0.520		4	Optional
EN98-020-02S	Split die set, yellow	0.670		4	Optional
EN98-020-03S	Split die set, blue	0.830		4	Optional
EN98-020-04S	Split die set, green	1.100		4	Optional
EN98-020-05S	Split die set, black	1.320		4	Optional
EN98-020-06S	Split die set, brown	1.500		4	Optional
EN98-020-07S	Split die set, clear	1.730		4	Optional
EN98-020-08S	Split die set, purple	1.920		4	Optional
EN98-032-05S	Split die set, pink	2.140		17	Optional
EN98-032-01S	Split die set, pink	2.300		17	Optional
EN98-032-06S	Split die set, tan	2.500		17	Optional
EN98-032-02S	Split die set, white	2.800		17	Optional

For optional dies and accessories, contact Parker Customer Service.

**WARNING:** This product can expose you to chemicals including Lead, which is known to the State of California to cause cancer and birth defects or other reproductive harm. For more information go to [www.p65warnings.ca.gov](http://www.p65warnings.ca.gov).

### Crimp Specifications

For currently qualified crimp specifications including coupling designation, refer to CrimpSource at [www.parker.com/crimpsource](http://www.parker.com/crimpsource). Refer to the COS-K4 crimper for crimp specs for hose 4" ID and smaller. Refer to the COS-K6 or COS-K10 crimpers for hose IDs larger than 4".

# COS-K4

## Adjustable Crimper

### Electronic Crimp Setting/Adjustment

The COS-K4 is a versatile adjustable crimper that provides accurate, reliable, repeatable, quick and easy crimping for hose up to 4" ID.

- 265 tons of crimping force
- 7.5 horsepower hydraulic pump, 8 gallon reservoir (5 horsepower pump for single phase model)
- Available in 3 models:
  - 220 Volt, 3-phase (standard)
  - 440 Volt, 3-phase (optional)
  - 220 Volt, 1-phase, 5 hp (optional)
- Master die ID: 145mm
- Master die opening without dies: 205mm
- Master die opening with dies: Die diameter + 60mm
- Maximum crimping diameter: 136mm
- Electronic crimp setting/adjustment
- Manual and automatic operation
- Heavy-duty base
- Capability:
  - to 4" industrial hose
  - to 2" 4-spiral wire hose
  - to 1-1/2" 6-spiral wire hose



K4 Crimper Stand

# Part Number	Description	Die Closure (mm)	Die Length (mm)	Dimensions	Approx Wt (lbs)	Availability
<b>COS-K4SP220</b>	220 Volt, 1-phase (standard)			29" W x 20" L x 32" H	573	
<b>COS-K4TP220</b>	220 Volt, 3-phase (optional)			29" W x 20" L x 32" H	573	
<b>COS-K4TP440</b>	440 Volt, 3-phase, 5 hp (optional)			29" W x 20" L x 32" H	573	
<b>101247-99</b>	Crimper stand, storage rack, die-change tool for 99mm dies				90	Optional
<b>EBS-60</b>	Back set-stop, electrical				5	Optional
<b>MBS-60</b>	Back set-stop, mechanical				6	Optional


(Continued on the following page)

**WARNING:** This product can expose you to chemicals including Lead, which is known to the State of California to cause cancer and birth defects or other reproductive harm. For more information go to [www.p65warnings.ca.gov](http://www.p65warnings.ca.gov).

### Crimp Specifications

For currently qualified crimp specifications including coupling designation, refer to CrimpSource at [www.parker.com/crimpsource](http://www.parker.com/crimpsource). Refer to the COS-K4 crimper for crimp specs for hose 4" ID and smaller. Refer to the COS-K6 or COS-K10 crimpers for hose IDs larger than 4".

## COS-K4, Industrial Hose Adjustable Crimper (Continued)

# Part Number	Description	Die Closure (mm)	Die Length (mm)	 Approx Wt (lbs)	Availability
18506-07	Solid Die Set	7	55	4	Optional
18506-08	Solid Die Set	8	55	4	Optional
18506-10	Solid Die Set	10	55	4	Optional
18506-12	Solid Die Set	12	55	4	Optional
18506-14	Solid Die Set	14	55	4	Optional
18506-16	Solid Die Set	16	55	4	Optional
18506-19	Solid Die Set	19	55	4	Optional
18506-22	Solid Die Set	22	70	4	Optional
18506-26	Solid Die Set	26	70	4	Optional
18506-30	Solid Die Set	30	70	4	Optional
18506-34	Solid Die Set	34	75	4	Optional
18506-39	Solid Die Set	39	75	4	Optional
18506-45	Solid Die Set	45	90	4	Optional
18506-51	Solid Die Set	51	90	4	Optional
18506-57	Solid Die Set	57	100	4	Optional
18506-63	Solid Die Set	63	110	4	Optional
18506-69	Solid Die Set	69	110	4	Optional
18506-74	Solid Die Set	74	110	4	Optional
18506-78	Solid Die Set	78	110	4	Optional
145S-84-125	Solid Die Set	84	125	9	Optional
145S-88-130	Solid Die Set	88	130	9	Optional
145S-92-125	Solid Die Set	92	125	9	Optional
145S-96-125	Solid Die Set	96	125	9	Optional
145S-100-125	Solid Die Set	100	125	9	Optional
145S-108-125	Solid Die Set	108	125	9	Optional
145S-116-125	Solid Die Set	116	125	9	Optional
145S-120-125	Solid Die Set	120	125	9	Optional
145S-126-125	Solid Die Set	126	125	9	Optional

For optional dies and accessories, contact Parker Customer Service.

**⚠ WARNING:** This product can expose you to chemicals including Lead, which is known to the State of California to cause cancer and birth defects or other reproductive harm. For more information go to [www.p65warnings.ca.gov](http://www.p65warnings.ca.gov).

### Crimp Specifications

For currently qualified crimp specifications including coupling designation, refer to CrimpSource at [www.parker.com/crimpsource](http://www.parker.com/crimpsource). Refer to the COS-K4 crimper for crimp specs for hose 4" ID and smaller. Refer to the COS-K6 or COS-K10 crimpers for hose IDs larger than 4".

# COS-K6

## Adjustable Crimper

### Electronic Crimp Setting/Adjustment

The COS-K6 is a versatile adjustable crimper that provides accurate, reliable, repeatable, quick and easy crimping for hose up to 6" ID.

- 265 tons of crimping force
- 7.5 horsepower motor with 2 stage hydraulic pump, 24 gallon reservoir
- Available in 3 models:
  - 230 Volt, 3-phase (standard)
  - 440 Volt, 3-phase (optional)
  - 230 Volt, 1-phase, 5 hp (optional)
- Master die ID: 160mm
- Master head opening without dies: 286mm
- Master die closed diameter: 128mm
- Adapter dies: 160mm to 99mm
- Electronic crimp setting/adjustment
- Manual, automatic and semi-automatic operation
- Capability:
  - to 6" industrial hose
  - to 2" 6-spiral wire hose



Part Number	Description	Dimensions	Approx Wt (lbs)
COS-K6-230/1	230 Volt, 1-phase, 5 hp (optional)	54" W x 49" D x 57" H	4000
COS-K6-230/3	230 Volt, 3-phase (standard)	54" W x 49" D x 57" H	4000
COS-K6-440/3	440 Volt, 3-phase (optional)	54" W x 49" D x 57" H	4000

For optional dies and accessories, contact Parker Customer Service.

**WARNING:** This product can expose you to chemicals including Lead, which is known to the State of California to cause cancer and birth defects or other reproductive harm. For more information go to [www.p65warnings.ca.gov](http://www.p65warnings.ca.gov).

### Crimp Specifications

For currently qualified crimp specifications including coupling designation, refer to CrimpSource at [www.parker.com/crimpsource](http://www.parker.com/crimpsource). Refer to the COS-K4 crimper for crimp specs for hose 4" ID and smaller. Refer to the COS-K6 or COS-K10 crimpers for hose IDs larger than 4".



# COS-K10

## Adjustable Crimper

### Electronic Crimp Setting/Adjustment

The COS-K10 is a versatile adjustable crimper that provides accurate, reliable, repeatable, quick and easy crimping for hose up to 10" ID.

- 485 tons of crimping force
- 7.5 horsepower motor with 2 stage hydraulic pump, 45 gallon reservoir
- Available in 3 models:
  - 230 Volt, 3-phase (standard)
  - 440 Volt, 3-phase (optional)
  - 230 Volt, 1-phase, 5 hp (optional)
- Master die ID: 230mm
- Master head opening without dies: 350mm
- Master die closed diameter: 125mm
- Adapter dies: 145mm to 99mm and 230mm to 125mm
- Electronic crimp setting/adjustment
- Manual, automatic and semi-automatic operation
- Capability:
  - to 10" industrial hose
  - to 2-1/2" 6-spiral wire hose



Power Unit/Cabinet

Part Number	Description	Dimensions (Power Unit/Crimper/Stand)	Approx Wt (lbs)
COS-K10-230/1	230 Volt, 1-phase, 5 hp (optional)	62" W x 54" D x 86" H	6185
COS-K10-230/3	230 Volt, 3-phase (standard)	62" W x 54" D x 86" H	6185
COS-K10-440/3	440 Volt, 3-phase (optional)	62" W x 54" D x 86" H	6185

For optional dies and accessories, contact Parker Customer Service.

**WARNING:** This product can expose you to chemicals including Lead, which is known to the State of California to cause cancer and birth defects or other reproductive harm. For more information go to [www.p65warnings.ca.gov](http://www.p65warnings.ca.gov).

### Crimp Specifications

For currently qualified crimp specifications including coupling designation, refer to CrimpSource at [www.parker.com/crimpsource](http://www.parker.com/crimpsource). Refer to the COS-K4 crimper for crimp specs for hose 4" ID and smaller. Refer to the COS-K6 or COS-K10 crimpers for hose IDs larger than 4".

# Vise Crimpers

## 660-T Manual / 670-T Air-Powered

The 660-T/670-T is a versatile, lightweight bench-mounted crimper for quick and easy crimping of low pressure industrial hose to 1" ID using barbed inserts and lightweight ferrules.


**NOTE:** Parker does not provide crimp specifications for these crimpers.



670-T Air Powered



660-T Manual

# Part Number	Description	Die Closure (in)	 Approx Wt (lbs)	Availability
660-T	Manual unit		21	
660-TBS	Back stop, mechanical			Optional
670-T	Air powered unit		95	
660-TBS	Back stop, mechanical			Included
662-T-310	Die, smooth	0.310	1	Optional
662-T-350	Die, smooth	0.350	1	Optional
662-T-375	Die, smooth	0.375	1	Optional
662-T-400	Die, smooth	0.400	1	Optional
662-T-425	Die, smooth	0.425	1	Optional
662-T-450	Die, smooth	0.450	1	Optional
662-T-475	Die, smooth	0.475	1	Optional
662-T-500	Die, smooth	0.500	1	Optional
662-T-525	Die, smooth	0.525	1	Optional
662-T-550	Die, smooth	0.550	1	Optional
662-T-575	Die, smooth	0.575	1	Optional
662-T-600	Die, smooth	0.600	1	Optional
662-T-625	Die, smooth	0.625	1	Optional
662-T-650	Die, smooth	0.650	1	Optional
662-T-675	Die, smooth	0.675	1	Optional
662-T-700	Die, smooth	0.700	1	Optional
662-T-725	Die, smooth	0.725	1	Optional
662-T-750	Die, smooth	0.750	1	Optional
662-T-775	Die, smooth	0.775	1	Optional
662-T-800	Die, smooth	0.800	1	Optional
662-T-825	Die, smooth	0.825	1	Optional
662-T-850	Die, smooth	0.850	1	Optional
662-T-875	Die, smooth	0.875	1	Optional
662-T-900	Die, smooth	0.900	1	Optional
662-T-925	Die, smooth	0.925	1	Optional
662-T-950	Die, smooth	0.950	1	Optional
662-T-975	Die, smooth	0.975	1	Optional
662-T-1075	Die, smooth	1.075	1	Optional
662-T-1075H	Die, ribbed	1.075	1	Optional
662-T-1150	Die, smooth	1.150	1	Optional

For optional dies and accessories, contact Parker Customer Service.

**WARNING:** This product can expose you to chemicals including Lead, which is known to the State of California to cause cancer and birth defects or other reproductive harm. For more information go to [www.p65warnings.ca.gov](http://www.p65warnings.ca.gov).

## Safety & Technical Information



## Safety & Technical Information

Description	Page No.
Age Control	294
Basic Hose Constructions	292
Couplings – Thread Compatibility	297
Couplings – Dimensions of 150-Lb. Steel Flanges ASA	298
Couplings – Dimensions of 300-Lb. Steel Flanges ASA	298
Critical Applications	287
Electrical Properties of Rubber Hose	294
Force-to-Bend and Minimum Bend Radius	295
Industrial Hose Assemblies	287
Industry Publications	291
Oil and Fuel Resistance	295
Parker Safety Guide No. 4400-B.1	283
Safety Overview	287
Suction and Vacuum	296

**A complete listing of industry standards is available in the Introduction section. See the pages immediately following the Table of Contents for a complete index by series, and by product application and name.**



## Parker Safety Guide for Selecting and Using Hose, Tubing, Fittings, Connectors, Conductors, Valves and Related Accessories

Parker Publication No. 4400-B.1

**WARNING:** Failure or improper selection or improper use of hose, tubing, fittings, assemblies, valves, connectors, conductors or related accessories (“Products”) can cause death, personal injury and property damage. Possible consequences of failure or improper selection or improper use of these Products include but are not limited to:

- Fittings thrown off at high speed.
- High velocity fluid discharge.
- Explosion or burning of the conveyed fluid.
- Electrocutation from high voltage electric powerlines.
- Contact with suddenly moving or falling objects that are controlled by the conveyed fluid.
- Injections by high-pressure fluid discharge.
- Dangerously whipping Hose.
- Tube or pipe burst.
- Weld joint fracture.
- Contact with conveyed fluids that may be hot, cold, toxic or otherwise injurious.
- Sparking or explosion caused by static electricity buildup or other sources of electricity.
- Sparking or explosion while spraying paint or flammable liquids.
- Injuries resulting from inhalation, ingestion or exposure to fluids.

Before selecting or using any of these Products, it is important that you read and follow the instructions below. No product from any division in Parker Fluid Connectors Group is approved for in-flight aerospace applications. For hoses and fittings used in in-flight aerospace applications, please contact Parker Aerospace Group.

### 1.0 GENERAL INSTRUCTIONS

**1.1 Scope:** This safety guide provides instructions for selecting and using (including assembling, installing, and maintaining) these Products. For convenience, all rubber and/or thermoplastic products commonly called “hose” or “tubing” are called “Hose” in this safety guide. Metallic tube or pipe are called “tube”. All assemblies made with Hose are called “Hose Assemblies”. All assemblies made with Tube are called “Tube Assemblies”. All products commonly called “fittings”, “couplings” or “adapters” are called “Fittings”. Valves are fluid system components that control the passage of fluid. Related accessories are ancillary devices that enhance or monitor performance including crimping, flaring, flanging, presetting, bending, cutting, deburring, swaging machines, sensors, tags, lockout handles, spring guards and associated tooling. This safety guide is a supplement to and is to be used with the specific Parker publications for the specific Hose, Fittings and Related Accessories that are being considered for use. Parker publications are available at [www.parker.com](http://www.parker.com). SAE J1273 ([www.sae.org](http://www.sae.org)) and ISO 17165-2 ([www.ansi.org](http://www.ansi.org)) also provide recommended practices for hydraulic Hose Assemblies, and should be followed.

**1.2 Fail-Safe:** Hose, Hose Assemblies, Tube, Tube Assemblies and Fittings can and do fail without warning for many reasons. Design all systems and equipment in a fail-safe mode, so that failure of the Hose, Hose Assembly, Tube, Tube Assembly or Fitting will not endanger persons or property.

**1.3 Distribution:** Provide a copy of this safety guide to each person responsible for selecting or using Hose, Tube and Fitting products. Do not select or use Parker Hose, Tube or Fittings without thoroughly reading and understanding this safety guide as well as the specific Parker publications for the Products.

**1.4 User Responsibility:** Due to the wide variety of operating conditions and applications for Hose, Tube and Fittings. Parker does not represent or warrant that any particular Hose, Tube or Fitting is suitable for any specific end use system. This safety guide does not analyze all technical parameters that must be considered in selecting a product. The user, through its own analysis and testing, is solely responsible for:

- Making the final selection of the Products.
- Assuring that the user’s requirements are met and that the application presents no health or safety hazards.
- Following the safety guide for Related Accessories and being trained to operate Related Accessories.
- Providing all appropriate health and safety warnings on the equipment on which the Products are used.
- Assuring compliance with all applicable government and industry standards.

**1.5 Additional Questions:** Call the appropriate Parker technical service department if you have any questions or require any additional information. See the Parker publication for the Products being considered or used, or call 1-800-CPARKER, or go to [www.parker.com](http://www.parker.com), for telephone numbers of the appropriate technical service department.

### 2.0 HOSE, TUBE AND FITTINGS SELECTION INSTRUCTIONS

**2.1 Electrical Conductivity:** Certain applications require that the Hose be nonconductive to prevent electrical current flow. Other applications require the Hose and the Fittings and the Hose/Fitting interface to be sufficiently conductive to drain off static electricity. Extreme care must be exercised when selecting Hose, Tube and Fittings for these or any other applications in which electrical conductivity or nonconductivity is a factor.

The electrical conductivity or nonconductivity of Hose, Tube and Fittings is dependent upon many factors and may be susceptible to change. These factors include but are not limited to the various materials used to make the Hose and the Fittings, Fitting finish (some Fitting finishes are electrically conductive while others are nonconductive), manufacturing methods (including moisture control), how the Fittings contact the Hose, age and amount of deterioration or damage or other changes, moisture content of the Hose at any particular time, and other factors.

The following are considerations for electrically nonconductive and conductive Hose. For other applications consult the individual catalog pages and the appropriate industry or regulatory standards for proper selection.

**2.1.1 Electrically Nonconductive Hose:** Certain applications require that the Hose be nonconductive to prevent electrical current flow or to maintain electrical isolation. For applications that require Hose to be electrically nonconductive, including but not limited to applications near high voltage electric lines, only special nonconductive Hose can be used. The manufacturer of the equipment in which the nonconductive Hose is to be used must be consulted to be certain that the Hose, Tube and Fittings that are selected are proper for the application. Do not use any Parker Hose or Fittings for any such application requiring nonconductive Hose, including but not limited to applications near high voltage electric lines or dense magnetic fields, unless (i) the application is expressly approved in the Parker technical publication for the product, (ii) the Hose is marked “nonconductive”, and (iii) the manufacturer of the equipment on which the Hose is to be used specifically approves the particular Parker Hose, Tube and Fittings for such use.

**2.1.2 Electrically Conductive Hose:** Parker manufactures special Hose for certain applications that require electrically conductive Hose. Parker manufactures special Hose for conveying paint in airless paint spraying applications. This Hose is labeled “Electrically Conductive Airless Paint Spray Hose” on its layline and packaging. This Hose must be properly connected to the appropriate Parker Fittings and properly grounded in order to dissipate dangerous static charge buildup, which occurs in all airless paint spraying applications. Do not use any other Hose for airless paint spraying, even if electrically conductive. Use of any other Hose or failure to properly connect the Hose can cause a fire or an explosion resulting in death, personal injury, and property damage. All hoses that convey fuels must be grounded.

Parker manufactures a special Hose for certain compressed natural gas (“CNG”) applications where static electricity buildup may occur. Parker CNG Hose assemblies comply with the requirements of ANSI/IAS NGV 4.2; CSA 12.52, “Hoses for Natural Gas Vehicles and Dispensing Systems” ([www.ansi.org](http://www.ansi.org)). This Hose is labeled “Electrically Conductive for CNG Use” on its layline and packaging. This Hose must be properly connected to the appropriate Parker Fittings and properly grounded in order to dissipate dangerous static charge buildup, which occurs in, for example, high velocity CNG dispensing or transfer. Do not use any other Hose for CNG applications where static charge buildup may occur, even if electrically conductive. Use of other Hoses in CNG applications or failure to properly connect or ground this Hose can cause a fire or an explosion resulting in death, personal injury, and property damage. Care must also be taken to protect against CNG permeation through the Hose wall. See section 2.6, Permeation, for more information. Parker CNG Hose is intended for dispenser and vehicle use within the specified temperature range. Parker CNG Hose should not be used in confined spaces or unventilated areas or areas exceeding the specified temperature range. Final assemblies must be tested for leaks. CNG Hose Assemblies should be tested on a monthly basis for conductivity per ANSI/IAS NGV 4.2; CSA 12.52.

## Parker Safety Guide, Parker Publication No. 4400-B.1 (Continued)

Parker manufactures special Hose for aerospace in-flight applications. Aerospace in-flight applications employing Hose to transmit fuel, lubricating fluids and hydraulic fluids require a special Hose with a conductive inner tube. This Hose for in-flight applications is available only from Parker's Stratoflex Products Division. Do not use any other Parker Hose for in-flight applications, even if electrically conductive. Use of other Hoses for in-flight applications or failure to properly connect or ground this Hose can cause a fire or an explosion resulting in death, personal injury and property damage. These Hose assemblies for in-flight applications must meet all applicable aerospace industry, aircraft engine and aircraft requirements.

- 2.2 Pressure:** Hose, Tube and Fitting selection must be made so that the published maximum working pressure of the Hose, Tube and Fittings are equal to or greater than the maximum system pressure. The maximum working pressure of a Hose, or Tube Assembly is the lower of the respective published maximum working pressures of the Hose, Tube and the Fittings used. Surge pressures or peak transient pressures in the system must be below the published maximum working pressure for the Hose, Tube and Fitting. Surge pressures and peak pressures can usually only be determined by sensitive electrical instrumentation that measures and indicates pressures at millisecond intervals. Mechanical pressure gauges indicate only average pressures and cannot be used to determine surge pressures or peak transient pressures. Published burst pressure ratings for Hose is for manufacturing test purposes only and is no indication that the Product can be used in applications at the burst pressure or otherwise above the published maximum recommended working pressure.
- 2.3 Suction:** Hoses used for suction applications must be selected to insure that the Hose will withstand the vacuum and pressure of the system. Improperly selected Hose may collapse in suction application.
- 2.4 Temperature:** Be certain that fluid and ambient temperatures, both steady and transient, do not exceed the limitations of the Hose, Tube, Fitting and Seals. Temperatures below and above the recommended limit can degrade Hose, Tube, Fittings and Seals to a point where a failure may occur and release fluid. Tube and Fittings performances are normally degraded at elevated temperature. Material compatibility can also change at temperatures outside of the rated range. Properly insulate and protect the Hose Assembly when routing near hot objects (e.g. manifolds). Do not use any Hose in any application where failure of the Hose could result in the conveyed fluids (or vapors or mist from the conveyed fluids) contacting any open flame, molten metal, or other potential fire ignition source that could cause burning or explosion of the conveyed fluids or vapors.
- 2.5 Fluid Compatibility:** Hose, and Tube Assembly selection must assure compatibility of the Hose tube, cover, reinforcement, Tube, Plating and Seals with the fluid media used. See the fluid compatibility chart in the Parker publication for the product being considered or used. This information is offered only as a guide. Actual service life can only be determined by the end user by testing under all extreme conditions and other analysis.
- Hose, and Tube that is chemically compatible with a particular fluid must be assembled using Fittings and adapters containing likewise compatible seals. Flange or flare processes can change Tube material properties that may not be compatible with certain requirements such as NACE
- 2.6 Permeation:** Permeation (that is, seepage through the Hose or Seal) will occur from inside the Hose or Fitting to outside when Hose or Fitting is used with gases, liquid and gas fuels, and refrigerants (including but not limited to such materials as helium, diesel fuel, gasoline, natural gas, or LPG). This permeation may result in high concentrations of vapors which are potentially flammable, explosive, or toxic, and in loss of fluid. Dangerous explosions, fires, and other hazards can result when using the wrong Hose for such applications. The system designer must take into account the fact that this permeation will take place and must not use Hose or Fitting if this permeation could be hazardous. The system designer must take into account all legal, government, insurance, or any other special regulations which govern the use of fuels and refrigerants. Never use a Hose or Fitting even though the fluid compatibility is acceptable without considering the potential hazardous effects that can result from permeation through the Hose or Tube Assembly.
- Permeation of moisture from outside the Hose or Fitting to inside the Hose or Fitting will also occur in Hose or Tube assemblies, regardless of internal pressure. If this moisture permeation would have detrimental effects (particularly, but not limited to refrigeration and air conditioning systems), incorporation of sufficient drying capacity in the system or other appropriate system safeguards should be selected and used. The sudden pressure release of highly pressurized gas could also result in Explosive Decompression failure of permeated Seals and Hoses.
- 2.7 Size:** Transmission of power by means of pressurized fluid varies with pressure and rate of flow. The size of the components must be adequate to keep pressure losses to a minimum and avoid damage due to heat generation or excessive fluid velocity.
- 2.8 Routing:** Attention must be given to optimum routing to minimize inherent problems (kinking or flow restriction due to Hose collapse, twisting of the Hose, proximity to hot objects or heat sources). For additional routing recommendations see SAE J1273 and ISO 17165-2. Hose Assemblies have a finite life and should be installed in a manner that allows for ease of inspection and future replacement. Hose because of its relative short life, should not be used in residential and commercial buildings inside of inaccessible walls or floors, unless specifically allowed in the product literature. Always review all product literature for proper installation and routing instructions.
- 2.9 Environment:** Care must be taken to insure that the Hose, Tube and Fittings are either compatible with or protected from the environment (that is, surrounding conditions) to which they are exposed. Environmental conditions including but not limited to ultraviolet radiation, sunlight, heat, ozone, moisture, water, salt water, chemicals and air pollutants can cause degradation and premature failure.
- 2.10 Mechanical Loads:** External forces can significantly reduce Hose, Tube and Fitting life or cause failure. Mechanical loads which must be considered include excessive flexing, twist, kinking, tensile or side loads, bend radius, and vibration. Use of swivel type Fittings or adapters may be required to insure no twist is put into the Hose. Use of proper Hose or Tube clamps may also be required to reduce external mechanical loads. Unusual applications may require special testing prior to Hose selection.
- 2.11 Physical Damage:** Care must be taken to protect Hose from wear, snagging, kinking, bending smaller than minimum bend radius and cutting, any of which can cause premature Hose failure. Any Hose that has been kinked or bent to a radius smaller than the minimum bend radius, and any Hose that has been cut or is cracked or is otherwise damaged should be removed and discarded. Fittings with damages such as scratches on sealing surfaces and deformation should be replaced.
- 2.12 Proper End Fitting:** See instructions 3.2 through 3.5. These recommendations may be substantiated by testing to industry standards such as SAE J517 for hydraulic applications, or MIL-A-5070, AS1339, or AS3517 for Hoses from Parker's Stratoflex Products Division for aerospace applications.
- 2.13 Length:** When determining the proper Hose or Tube length of an assembly, be aware of Hose length change due to pressure, Tube length change due to thermal expansion or contraction, and Hose or Tube and machine tolerances and movement must be considered. When routing short hose assemblies, it is recommended that the minimum free hose length is always used. Consult the hose manufacturer for their minimum free hose length recommendations. Hose assemblies should be installed in such a way that any motion or flexing occurs within the same plane.
- 2.14 Specifications and Standards:** When selecting Hose, Tube and Fittings, government, industry, and Parker specifications and recommendations must be reviewed and followed as applicable.
- 2.15 Hose Cleanliness:** Hose and Tube components may vary in cleanliness levels. Care must be taken to insure that the Hose and Tube Assembly selected has an adequate level of cleanliness for the application.
- 2.16 Fire Resistant Fluids:** Some fire resistant fluids that are to be conveyed by Hose or Tube require use of the same type of Hose or Tube as used with petroleum base fluids. Some such fluids require a special Hose, Tube, Fitting and Seal, while a few fluids will not work with any Hose at all. See instructions 2.5 and 1.5. The wrong Hose, Tube, Fitting or Seal may fail after a very short service. In addition, all liquids but pure water may burn fiercely under certain conditions, and even pure water leakage may be hazardous.
- 2.17 Radiant Heat:** Hose and Seals can be heated to destruction without contact by such nearby items as hot manifolds or molten metal. The same heat source may then initiate a fire. This can occur despite the presence of cool air around the Hose or Seal. Performance of Tube and Fitting subjected to the heat could be degraded.
- 2.18 Welding or Brazing:** When using a torch or arc welder in close proximity to hydraulic lines, the hydraulic lines should be removed or shielded with appropriate fire resistant materials. Flame or weld spatter could burn through the Hose or Seal and possibly ignite escaping fluid resulting in a catastrophic failure. Heating of plated parts, including Hose Fittings and adapters, above 450°F (232°C) such as during welding, brazing or soldering may emit deadly gases. Any elastomer seal on fittings shall be removed prior to welding or brazing, any metallic surfaces shall be protected after brazing or welding when necessary. Welding and brazing filler material shall be compatible with the Tube and Fitting that are joined.
- 2.19 Atomic Radiation:** Atomic radiation affects all materials used in Hose and Tube assemblies. Since the long-term effects may be unknown, do not expose Hose or Tube assemblies to atomic radiation. Nuclear applications may require special Tube and Fittings.
- 2.20 Aerospace Applications:** The only Hose, Tube and Fittings that may be used for in-flight aerospace applications are those available from Parker's Stratoflex Products Division. Do not use any other Hose or Fittings for

## Parker Safety Guide, Parker Publication No. 4400-B.1 (Continued)

in-flight applications. Do not use any Hose or Fittings from Parker's Stratoflex Products Division with any other Hose or Fittings, unless expressly approved in writing by the engineering manager or chief engineer of Stratoflex Products Division and verified by the user's own testing and inspection to aerospace industry standards.

- 2.21 Unlocking Couplings:** Ball locking couplings or other Fittings with quick disconnect ability can unintentionally disconnect if they are dragged over obstructions, or if the sleeve or other disconnect member, is bumped or moved enough to cause disconnect. Threaded Fittings should be considered where there is a potential for accidental uncoupling.
- 3.0 HOSE AND FITTINGS ASSEMBLY AND INSTALLATION INSTRUCTIONS**
- 3.1 Component Inspection:** Prior to assembly, a careful examination of the Hose and Fittings must be performed. All components must be checked for correct style, size, catalog number, and length. The Hose must be examined for cleanliness, obstructions, blisters, cover looseness, kinks, cracks, cuts or any other visible defects. Inspect the Fitting and sealing surfaces for burrs, nicks, corrosion or other imperfections. Do NOT use any component that displays any signs of nonconformance.
- 3.2 Hose and Fitting Assembly:** Do not assemble a Parker Fitting on a Parker Hose that is not specifically listed by Parker for that Fitting, unless authorized in writing by the engineering manager or chief engineer of the appropriate Parker division. Do not assemble a Parker Fitting on another manufacturer's Hose or a Parker Hose on another manufacturer's Fitting unless (i) the engineering manager or chief engineer of the appropriate Parker division approves the Assembly in writing or that combination is expressly approved in the appropriate Parker literature for the specific Parker product, and (ii) the user verifies the Assembly and the application through analysis and testing. For Parker Hose that does not specify a Parker Fitting, the user is solely responsible for the selection of the proper Fitting and Hose Assembly procedures. See instruction 1.4.
- To prevent the possibility of problems such as leakage at the Fitting or system contamination, it is important to completely remove all debris from the cutting operation before installation of the Fittings. The Parker published instructions must be followed for assembling the Fittings on the Hose. These instructions are provided in the Parker Fitting catalog for the specific Parker Fitting being used, or by calling 1-800-CPARKER, or at [www.parker.com](http://www.parker.com).
- 3.3 Related Accessories:** Do not crimp or swage any Parker Hose or Fitting with anything but the listed swage or crimp machine and dies in accordance with Parker published instructions. Do not crimp or swage another manufacturer's Fitting with a Parker crimp or swage die unless authorized in writing by the engineering manager or chief engineer of the appropriate Parker division.
- 3.4 Parts:** Do not use any Parker Fitting part (including but not limited to socket, shell, nipple, or insert) except with the correct Parker mating parts, in accordance with Parker published instructions, unless authorized in writing by the engineering manager or chief engineer of the appropriate Parker division.
- 3.5 Field Attachable/Permanent:** Do not reuse any field attachable Hose Fitting that has blown or pulled off a Hose. Do not reuse a Parker permanent Hose Fitting (crimped or swaged) or any part thereof. Complete Hose Assemblies may only be reused after proper inspection under section 4.0. Do not assemble Fittings to any previously used hydraulic Hose that was in service, for use in a fluid power application.
- 3.6 Pre-Installation Inspection:** Prior to installation, a careful examination of the Hose Assembly must be performed. Inspect the Hose Assembly for any damage or defects. DO NOT use any Hose Assembly that displays any signs of nonconformance.
- 3.7 Minimum Bend Radius:** Installation of a Hose at less than the minimum listed bend radius may significantly reduce the Hose life. Particular attention must be given to preclude sharp bending at the Hose to Fitting juncture. Any bending during installation at less than the minimum bend radius must be avoided. If any Hose is kinked during installation, the Hose must be discarded.
- 3.8 Twist Angle and Orientation:** Hose Assembly installation must be such that relative motion of machine components does not produce twisting.
- 3.9 Securement:** In many applications, it may be necessary to restrain, protect, or guide the Hose to protect it from damage by unnecessary flexing, pressure surges, and contact with other mechanical components. Care must be taken to insure such restraints do not introduce additional stress or wear points.
- 3.10 Proper Connection of Ports:** Proper physical installation of the Hose Assembly requires a correctly installed port connection insuring that no twist or torque is transferred to the Hose when the Fittings are being tightened or otherwise during use.
- 3.11 External Damage:** Proper installation is not complete without insuring that tensile loads, side loads, kinking, flattening, potential abrasion, thread damage or damage to sealing surfaces are corrected or eliminated. See instruction 2.10.

**3.12 System Checkout:** All air entrapment must be eliminated and the system pressurized to the maximum system pressure (at or below the Hose maximum working pressure) and checked for proper function and freedom from leaks. Personnel must stay out of potential hazardous areas while testing and using.

**3.13 Routing:** The Hose Assembly should be routed in such a manner so if a failure does occur, the escaping media will not cause personal injury or property damage. In addition, if fluid media comes in contact with hot surfaces, open flame or sparks, a fire or explosion may occur. See section 2.4.

**3.14 Ground Fault Equipment Protection Devices (GFEPDs): WARNING! Fire and Shock Hazard.** To minimize the danger of fire if the heating cable of a Multitube bundle is damaged or improperly installed, use a Ground Fault Equipment Protection Device. Electrical fault currents may be insufficient to trip a conventional circuit breaker.

**For ground fault protection, the IEEE 515:** ([www.ansi.org](http://www.ansi.org)) standard for heating cables recommends the use of GFEPDs with a nominal 30 milliampere trip level for "piping systems in classified areas, those areas requiring a high degree of maintenance, or which may be exposed to physical abuse or corrosive atmospheres".

### 4.0 TUBE AND FITTINGS ASSEMBLY AND INSTALLATION INSTRUCTIONS

**4.1 Component Inspection:** Prior to assembly, a careful examination of the Tube and Fittings must be performed. All components must be checked for correct style, size, material, seal, and length. Inspect the Fitting and sealing surfaces for burrs, nicks, corrosion, missing seal or other imperfections. Do NOT use any component that displays any signs of nonconformance.

**4.2 Tube and Fitting Assembly:** Do not assemble a Parker Fitting with a Tube that is not specifically listed by Parker for that Fitting, unless authorized in writing by the engineering manager or chief engineer of the appropriate Parker division. The Tube must meet the requirements specified to the Fitting.

The Parker published instructions must be followed for assembling the Fittings to a Tube. These instructions are provided in the Parker Fitting catalog for the specific Parker Fitting being used, or by calling 1-800-CPARKER, or at [www.parker.com](http://www.parker.com).

**4.3 Related Accessories:** Do not preset or flange Parker Fitting components using another manufacturer's equipment or procedures unless authorized in writing by the engineering manager or chief engineer of the appropriate Parker division. Tube, Fitting component and tooling must be checked for correct style, size and material. Operation and maintenance of Related Accessories must be in accordance with the operation manual for the designated Accessory.

**4.4 Securement:** In many applications, it may be necessary to restrain, protect, or guide the Tube to protect it from damage by unnecessary flexing, pressure surges, vibration, and contact with other mechanical components. Care must be taken to insure such restraints do not introduce additional stress or wear points.

**4.5 Proper Connection of Ports:** Proper physical installation of the Tube Assembly requires a correctly installed port connection insuring that no torque is transferred to the Tube when the Fittings are being tightened or otherwise during use.

**4.6 External Damage:** Proper installation is not complete without insuring that tensile loads, side loads, flattening, potential abrasion, thread damage or damage to sealing surfaces are corrected or eliminated. See instruction 2.10.

**4.7 System Checkout:** All air entrapment must be eliminated and the system pressurized to the maximum system pressure (at or below the Tube Assembly maximum working pressure) and checked for proper function and freedom from leaks. Personnel must stay out of potential hazardous areas while testing and using.

**4.8 Routing:** The Tube Assembly should be routed in such a manner so if a failure does occur, the escaping media will not cause personal injury or property damage. In addition, if fluid media comes in contact with hot surfaces, open flame or sparks, a fire or explosion may occur. See section 2.4.

### 5.0 HOSE AND FITTING MAINTENANCE AND REPLACEMENT INSTRUCTIONS

**5.1** Even with proper selection and installation, Hose life may be significantly reduced without a continuing maintenance program. The severity of the application, risk potential from a possible Hose failure, and experience with any Hose failures in the application or in similar applications should determine the frequency of the inspection and the replacement for the Products so that Products are replaced before any failure occurs. Certain products require maintenance and inspection per industry requirements. Failure to adhere to these requirements may lead to premature failure. A maintenance program must be established and followed by the user and, at minimum, must include instructions 5.2 through 5.7

# Parker Safety Guide, Parker Publication No. 4400-B.1 (Continued)

- 5.2 Visual Inspection Hose/Fitting:** Any of the following conditions require immediate shut down and replacement of the Hose Assembly:
- Fitting slippage on Hose;
  - Damaged, cracked, cut or abraded cover (any reinforcement exposed);
  - Hard, stiff, heat cracked, or charred Hose;
  - Cracked, damaged, or badly corroded Fittings;
  - Leaks at Fitting or in Hose;
  - Kinked, crushed, flattened or twisted Hose; and
  - Blistered, soft, degraded, or loose cover.
- 5.3 Visual Inspection All Other:** The following items must be tightened, repaired, corrected or replaced as required:
- Leaking port conditions;
  - Excess dirt buildup/;
  - Worn clamps, guards or shields; and
  - System fluid level, fluid type, and any air entrapment.
- 5.4 Functional Test:** Operate the system at maximum operating pressure and check for possible malfunctions and leaks. Personnel must avoid potential hazardous areas while testing and using the system. See section 2.2.
- 5.5 Replacement Intervals:** Hose assemblies and elastomeric seals used on Hose Fittings and adapters will eventually age, harden, wear and deteriorate under thermal cycling and compression set. Hose Assemblies and elastomeric seals should be inspected and replaced at specific replacement intervals, based on previous service life, government or industry recommendations, or when failures could result in unacceptable downtime, damage, or injury risk. See section 1.2. Hose and Fittings may be subjected to internal mechanical and/or chemical wear from the conveying fluid and may fail without warning. The user must determine the product life under such circumstances by testing. Also see section 2.5.
- 5.6 Hose Inspection and Failure:** Hydraulic power is accomplished by utilizing high pressure fluids to transfer energy and do work. Hoses, Fittings and Hose Assemblies all contribute to this by transmitting fluids at high pressures. Fluids under pressure can be dangerous and potentially lethal and, therefore, extreme caution must be exercised when working with fluids under pressure and handling the Hoses transporting the fluids. From time to time, Hose Assemblies will fail if they are not replaced at proper time intervals. Usually these failures are the result of some form of misapplication, abuse, wear or failure to perform proper maintenance. When Hoses fail, generally the high pressure fluids inside escape in a stream which may or may not be visible to the user. Under no circumstances should the user attempt to locate the leak by “feeling” with their hands or any other part of their body. High pressure fluids can and will penetrate the skin and cause severe tissue damage and possibly loss of limb. Even seemingly minor hydraulic fluid injection injuries must be treated immediately by a physician with knowledge of the tissue damaging properties of hydraulic fluid.

If a Hose failure occurs, immediately shut down the equipment and leave the area until pressure has been completely released from the Hose Assembly. Simply shutting down the hydraulic pump may or may not eliminate the pressure in the Hose Assembly. Many times check valves, etc., are employed in a system and can cause pressure to remain in a Hose Assembly even when pumps or equipment are not operating. Tiny holes in the Hose, commonly known as pinholes, can eject small, dangerously powerful but hard to see streams of hydraulic fluid. It may take several minutes or even hours for the pressure to be relieved so that the Hose Assembly may be examined safely.

Once the pressure has been reduced to zero, the Hose Assembly may be taken off the equipment and examined. It must always be replaced if a failure has occurred. Never attempt to patch or repair a Hose Assembly that has failed. Consult the nearest Parker distributor or the appropriate Parker division for Hose Assembly replacement information.

Never touch or examine a failed Hose Assembly unless it is obvious that the Hose no longer contains fluid under pressure. The high pressure fluid is extremely dangerous and can cause serious and potentially fatal injury.

- 5.7 Elastomeric seals:** Elastomeric seals will eventually age, harden, wear and deteriorate under thermal cycling and compression set. Elastomeric seals should be inspected and replaced.
- 5.8 Refrigerant gases:** Special care should be taken when working with refrigeration systems. Sudden escape of refrigerant gases can cause blindness if the escaping gases contact the eye and can cause freezing or other severe injuries if it contacts any other portion of the body.
- 5.9 Compressed natural gas (CNG):** Parker CNG Hose Assemblies should be tested after installation and before use, and at least on a monthly basis per instructions provided on the Hose Assembly tag. The recommended procedure is to pressurize the Hose and check for leaks and to visually inspect the Hose for damage and to perform an electrical resistance test.
- Caution:** Matches, candles, open flame or other sources of ignition shall not be used for Hose inspection. Leak check solutions should be rinsed off after use.
- 6.0 HOSE STORAGE**
- 6.1 Age Control:** Hose and Hose Assemblies must be stored in a manner that facilitates age control and first-in and first-out usage based on manufacturing date of the Hose and Hose Assemblies. Unless otherwise specified by the manufacturer or defined by local laws and regulations:
- 6.1.1** The shelf life of rubber hose in bulk form or hose made from two or more materials is 28 quarters (7 years) from the date of manufacture, with an extension of 12 quarters (3 years), if stored in accordance with ISO 2230;
- 6.1.2** The shelf life of thermoplastic and polytetrafluoroethylene hose is considered to be unlimited;
- 6.1.3** Hose assemblies that pass visual inspection and proof test shall not be stored for longer than 2 years.
- 6.1.4 Storage:** Stored Hose and Hose Assemblies must not be subjected to damage that could reduce their expected service life and must be placed in a cool, dark and dry area with the ends capped. Stored Hose and Hose Assemblies must not be exposed to temperature extremes, ozone, oils, corrosive liquids or fumes, solvents, high humidity, rodents, insects, ultraviolet light, electromagnetic fields or radioactive materials.

Issue Date	ECO Number:	Revision Letter:	Revision Date:	Specification
24-SEP-2015	XXXXXX	A	30-OCT-2015	FC-Safety Guide

THIS DOCUMENT CONTAINS INFORMATION THAT IS CONFIDENTIAL AND PROPRIETARY TO PARKER HANNIFIN. THIS DOCUMENT IS FURNISHED ON THE UNDERSTANDING THAT THE DOCUMENT AND THE INFORMATION IT CONTAINS WILL NOT BE COPIED OR DISCLOSED TO OTHERS EXCEPT WITH THE WRITTEN CONSENT OF PARKER, WILL NOT BE USED FOR ANY PURPOSE OTHER THAN CONDUCTING BUSINESS WITH PARKER, AND WILL BE RETURNED AND ALL FURTHER USE DISCONTINUED UPON REQUEST BY PARKER. COPYRIGHT PARKER. YEAR OF COPYRIGHT IS FIRST YEAR INDICATED ON THIS DOCUMENT. ALL RIGHTS RESERVED



## Safety Overview

It is important to employ safe practices in the use of industrial hose due to the number of potentially dangerous applications encountered and products conveyed, and the number of people that may be involved or exposed. Strictly observe these simple practices to help avoid accidents:

- **Training:** Train all operators thoroughly.
- **Evaluation:** Evaluate the application to determine the hose assembly performance requirements.
- **Selection:** Select the most appropriate hose and couplings for the application; ensure that the couplings are compatible with the media and hose, and securely attached to the hose.
- **Service:** Regularly inspect and maintain both the hose and couplings while in service.

## Industrial Hose Assemblies

### Coupling Compatibility and Maximum Working Pressure Rating

**NOTE: This advisory does not apply to hose, hose couplings, hose assemblies and related accessories manufactured by any other Parker Fluid Connector Division worldwide. Products from other Parker divisions must be assembled and applied in strict compliance with their respective catalog instructions, Safety Guide precautions, and other statutory, industry and regulatory requirements.**

Safety issues may develop due to the misunderstanding of the relationship between the maximum working pressure ratings of industrial hose assembly components, as well as how to obtain a maximum working pressure rating for a fabricated industrial hose assembly.

It is important to recognize that the pressure rating of any hose assembly is that of the lowest rated component. The three components of an industrial hose assembly that are subject to a maximum working pressure rating are the hose, the coupling/coupling end connection, and the hose-to-coupling attachment device. Many OEM- and distributor-fabricated assemblies incorporate the three components manufactured by different companies: These components are not designed and tested together as a compatible system. Confusion may occur because the hose is often boldly marked with its maximum rated working pressure while the coupling and/or attachment device are generally unmarked or difficult to read. Therefore, the pressure rating for the assembly may incorrectly be assumed to be the pressure rating of the hose.

Parker has tested, qualified and validated a group of specific hoses and specific couplings. When fabricated according to Parker-specified procedure and criteria,

Parker certifies the assembly pressure rating to be equal to that of the hose. These hose, coupling and attachment specifications are available online in the CrimpSource<sup>®</sup> section of the Parker Hose Products Division website: [www.parker.com/crimpsource](http://www.parker.com/crimpsource).

**⚠ WARNING! When using components or assembly procedures not prescribed in the CrimpSource<sup>®</sup> specifications, the working pressure of the hose assembly may be less than the working pressure of the hose. Couplings and attachment devices that fall into this category are inserts/stems and bands or clamps; inserts and crimped brass ferrules; screw-together reattachable couplings; internally expanded couplings; and swaged couplings. Coupling end connections may also fall into this category. For these items, contact the hose or coupling manufacturer to determine the maximum working pressure rating of a specific hose or coupling and end connection. To determine an attachment device rating, test and validate the entire assembly.**

**⚠ WARNING! When using components or assembly procedures not prescribed in the CrimpSource<sup>®</sup> specifications, it is the responsibility of the assembler to ensure the integrity and compatibility of the components and to inform the end user of the assembly's maximum working pressure rating by permanently marking the assembly with that rating.**

## Critical Applications

While many industrial hose applications are potentially dangerous, some are of particular concern because their danger may not be readily apparent. This is especially true for applications involving untrained or inexperienced operators.

### Aircraft Fueling Hose

Use only API/NFPA qualified hose for aircraft fueling applications. Aircraft fueling hose incorporates high grade rubber compounds that dissipate static charges and will not contaminate fuel.

**Note: To avoid fuel contamination do not use gasoline dispenser or farm pump hose to fuel aircraft.**

### Anhydrous Ammonia (NH<sub>3</sub>) Hose

Many accidents involving anhydrous ammonia occur due to selection of an incorrect hose for the application. Anhydrous ammonia hose must be specially designed and compounded to handle the media, with a perforated cover to prevent gas build-up amidst the layers of hose. Refer to ARPM publications IP-14 "Specifications for Anhydrous Ammonia Hose" and IP-11-2 "Manual for Use, Maintenance, Testing and Inspection of Anhydrous Ammonia Hose."

## Critical Applications (Continued)

**⚠ WARNING! Use ONLY anhydrous ammonia hose for anhydrous ammonia service. Contact with anhydrous ammonia in its liquid or gaseous (vapor) phase will burn skin, eyes and lungs, causing serious bodily injury or death.**

- Do not use anhydrous ammonia hose for LPG service. It may fail suddenly and quickly. Anhydrous ammonia hose and LPG hose are frequently used in proximity and may be accidentally switched.
- Use only Parker permanent crimp couplings when fabricating anhydrous ammonia hose assemblies. Refer to CrimpSource<sup>®</sup> at [www.parker.com/crimpsource](http://www.parker.com/crimpsource).
- Do not use with couplings containing o-rings, which may dry out, crack and fail over time. Do not use with male swivel couplings or other couplings containing hidden o-rings.

Anhydrous ammonia hose is designed to allow a limited amount of permeation of gas through the wall of the hose when in service, and staining of the hose cover in the pin-pricked areas does not necessarily indicate leakage for a hose in service. However, a visible gas mist escaping through the hose is an indication of leakage. To verify the integrity of a hose in service, perform a hydrostatic test on the assembly; immediately remove from service any that fail the test.

**NOTE: For non-agricultural or refrigeration applications, contact Parker.**

### Chemical Hose

A chemical hose system failure could cause the release of poisonous, corrosive, or flammable material resulting in property damage, serious bodily injury or death. All reputable manufacturers of chemical hose recommend specific hose constructions to handle various chemicals. Refer to the chemical guides in this catalog, or contact Parker for technical assistance before using or recommending a hose product. Refer to ARPM publication IP-11-7 "Manual for Maintenance, Testing, and Inspection of Chemical Hose."

### Handling

- Use care to prevent mishandling. Crushing or kinking of the hose can cause severe damage to the reinforcement.
- Use proper hose suspension equipment when lifting or dragging a hose to ensure that the recommended curvature is not exceeded. Avoid sharp bends at the end fittings and at manifold connections.

### Operation

- Use safety precautions such as wearing eye or face protection, rubber gloves, boots, and other types of protective clothing.
- Monitor pressures and temperatures to ensure that the hose is not exposed to conditions above specified limits.
- Do not allow chemicals to contact the exterior of the hose or allow hose to lie in a pool of chemicals since the hose cover may not have the same level of corrosion resistance as the tube. Corrosive materials that come into contact with the reinforcing material will cause reduced service life and premature hose failure.

### Temperature

Do not use chemical hose at pressures or temperatures exceeding those as specified for the product. Many chemical resistance guides are based on temperatures of 70°F (21°C). Elevated temperatures can change the chemical resistance ratings. Many chemicals will become more aggressive as temperatures increase, reducing the ability of hose compounds to withstand them. Contact Parker for chemical compatibility data at elevated temperatures. If no data exists, end users are required to perform compatibility testing at the desired temperature.

### Couplings

- At any operating temperature, couplings attached with bands or clamps may reduce the working pressure of the hose assembly to less than the maximum rated working pressure of the hose. Refer to the NAHAD Industrial Hose Assembly Guidelines.
- At operating temperatures of 125°F and above, install only permanently attached couplings.
- Do not use internally expanded couplings with chemical hoses incorporating thermoplastic tubes. Refer to chemical hoses that incorporate a MXLPE tube.

### Gasoline Dispenser Hose

Millions of consumers operate gasoline pumps every day, increasing the concern for the safe use of dispensing equipment, including the hose. Since gasoline dispenser hoses are subject to frequent abuse, hose selection must include consideration of the rigors of the application. For maximum service life, select only the highest quality, most thoroughly tested UL listed hose and establish a regular inspection and maintenance program. Refer to ARPM publication IP-11-8 "Manual for Maintenance, Testing, and Inspection of Petroleum Service Station Gasoline Dispensing Hose and Hose Assemblies."

**Note: To avoid fuel contamination do not use gasoline dispenser or farm pump hose to fuel aircraft.**

## Critical Applications (Continued)

### LP Gas (Propane) Hose

Many accidents involving LP Gas occur due to selection of an incorrect hose for the application. LP Gas hose must be specially designed and compounded to handle the media, with a perforated cover to prevent gas build-up amidst the layers of the hose.

**⚠ WARNING! Use ONLY LP Gas hose for LP Gas service. LP Gas possesses volatile characteristics that may produce fire or explosions causing property damage, serious bodily injury or death.**

- Do not use LP Gas hose for anhydrous ammonia service. It may fail suddenly and quickly. Anhydrous ammonia hose and LPG hose are frequently used in proximity and may be accidentally switched.
- Use only Parker permanent crimp couplings when fabricating LP Gas hose assemblies. Refer to CrimpSource<sup>®</sup> at [www.parker.com/crimpsource](http://www.parker.com/crimpsource). Couplings attached with bands or clamps may reduce the working pressure of the hose assembly to less than the maximum rated working pressure of the hose. Refer to the NAHAD Industrial Hose Assembly Guidelines.
- Do not use with couplings containing o-rings, which may dry out, crack and fail over time. Do not use with male swivel couplings or other couplings containing hidden o-rings.
- Do not use with screw-together reattachable couplings (except hose Series 7233/7243).

LP Gas hose is designed to allow a limited amount of permeation of LP Gas through the wall of the hose when in service. The permeation is apparent when the hose is moist or in water, and bubbles may be perceived as leakage. However, a legitimate propane leak creates a frosting or icing on the surface of the hose or coupling. To verify the integrity of a hose in service, perform a hydrostatic test on the assembly; immediately remove from service any hose that fails the test. In the transfer of LP Gas, the allowable permeation rate is controlled by the Underwriters Laboratories Standard UL21 for LP Gas Hose.

### Department of Transportation (DOT) and LP Gas Hose

LP Gas hose assemblies installed on on-road vehicles must meet DOT requirements. Parker factory assemblies 3/4" ID and larger undergo pressure testing as standard procedure (smaller sizes are tested per customer request), one of the fittings is etched with a unique DOT certification number, and a document incorporating the identical certification number accompanies each assembly. Metal DOT identification bands are also available/attached for an additional charge at customer request. Contact Parker.

**NOTE: When using LP Gas hose in a mobile application such as delivery or service vehicles, the inspection procedures detailed in DOT regulation 49CFR 180.416 must be strictly followed.**

### Natural Gas and LP Gas Hose

The molecules of natural gas are small, enhancing their ability to permeate through standard rubber or PVC hose constructions. The permeation process is more rapid as the working pressure increases, and natural gas accumulates with potentially dangerous consequences. Series 7132, 7132XTC, 7170, 7231, 7232, 7233 and 7243 LP Gas hoses may be used for natural gas service to a 350 psi maximum, but ONLY under ALL of the following conditions:

- Use only in a well-ventilated environment: Outdoors, or indoors with significant continuous air movement.
- Do not use LP Gas hose to replace fixed/rigid pipe where that material is more appropriate due to reduced permeation, overall strength and durability. Use rigid pipe, non-permeable tubing or hose with barrier constructions to convey natural gas whenever possible.

### Compressed Natural Gas (CNG) and LP Gas Hose

- Do not use LP gas hose for CNG engine applications in on-road vehicles, or for high pressure CNG dispenser/transfer applications (typically 2900 psi or greater). In other applications—where CNG is regulated to pressures within the rating of the hose—apply guidelines for natural gas applications stated above. Always review and adhere to all applicable government and industry regulations and standards prior to installing LP gas hose in a CNG or natural gas application.

### Petroleum Transfer Hose

- Do not use for oil or fuel transfer service in or on open water. Hose damage or failure may result in spillage and environmental damage. Use hose specifically designed for this application.
- Do not immerse in fuel. The hose cover compound may not be of sufficient grade to resist attack by the fuel. Use hose specifically designed for this application.

### Steam Hose

Water changes to hot water and phases of steam when subjected to heat and pressure. The greater the pressure, the higher the temperature required to achieve and maintain a steam phase. If steam escapes, dangerous quantities of heat may be released very suddenly. Refer to ARPM publication IP-11-1 "Guide for Use, Testing and Inspection of Steam Hose."

## Critical Applications (Continued)

**⚠ WARNING! Use ONLY steam hose for steam service. Hot water, low pressure steam and high pressure steam may escape explosively and will scald skin, eyes and lungs, which may lead to severe bodily injury or death.**

- Many steam systems incorporate detergents or rust inhibitors which may attack steam hose. Prior to using a steam hose with detergents or rust inhibitors, refer to the chemical guides in this catalog, or contact Parker.
- Parker recommends using permanent crimp couplings when fabricating steam assemblies. Refer to CrimpSource<sup>®</sup> at [www.parker.com/crimpsource](http://www.parker.com/crimpsource). Couplings attached with bands or clamps may reduce the working pressure of the hose assembly to less than the maximum rated working pressure of the hose. Refer to the NAHAD Industrial Hose Assembly Guidelines.
- Drain steam hose after each use to reduce the possibility of hose popcorning while in service.

The chart at the right represents the three forms of water when subjected to various combinations of heat and pressure. The red line represents the point at which hot water becomes saturated steam. The area below the red line is hot water; the area above the red line is superheated steam.

### Welding Hose

Many accidents involving welding hose occur due to selection of an incorrect hose for the application. Welding hose must be specially designed and compounded to handle the media, with rubber compounds able to handle fuel gas and oxygen. Due to the extreme volatility of gases, the varying compatibility of gases with the various grades of hose, and the rough environment of many welding applications, it is crucial to select the correct welding hose. Refer to ARPM publications IP-7, "Specifications for Rubber Welding Hose" and IP-11-5, "Guide for Use, Maintenance and Inspection of Welding Hose." Also refer to the Compressed Gas Association publications E-1, "Standard for Rubber Welding Hose and Hose Connections for Gas Welding, Cutting and Allied Processes" and Safety Bulletin SB-11 "Use of Rubber Welding Hose."

**⚠ WARNING! Welding gases possess volatile characteristics that may produce fire or explosions causing property damage, serious bodily injury or death. Use Grades R and RM ONLY with acetylene fuel gas; do not use with any other fuel gases.**

- Replace all assemblies that show signs of abrading, abuse, age, damage or fatigue. Do not attempt to re-couple, repair or splice hose assemblies.
- Fabricate hose assemblies using only crimped-on ferrules at least one inch long to ensure coverage and support of the coupling stem inside the hose.

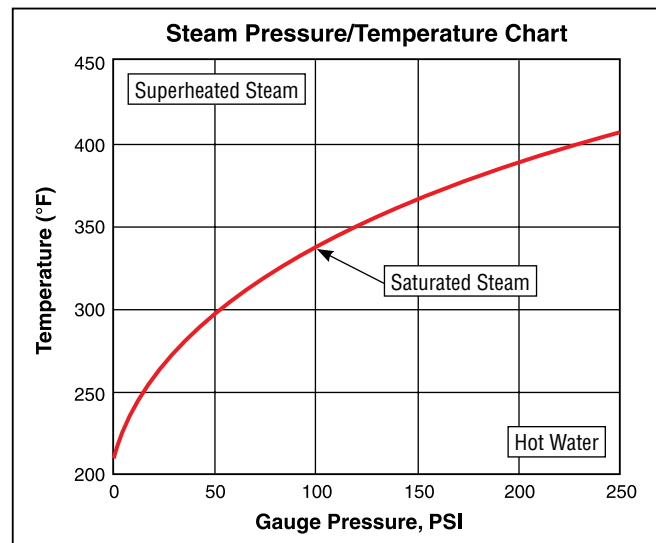
- Couplings attached with bands or clamps may reduce the working pressure of the hose assembly to less than the maximum rated working pressure of the hose. Refer to the NAHAD Industrial Hose Assembly Guidelines.

### PVC/Thermoplastic Hose and Tubing

Thermoplastic polymer compounds are designed to resist deterioration when exposed to a wide range of commercial chemicals and environmental conditions. The resistance to attack is based on many factors, including temperature, pressure, chemical concentration, exposure to ultraviolet light, velocity of the media and duration of exposure/service (intermittent or constant). The user is solely responsible for making the final selection of the hose and tubing, and meeting all endurance, maintenance, performance, safety and warning requirements of the application.

**NOTE: The rated maximum working pressures listed in this catalog for thermoplastic hose and tubing are based upon a pressure test temperature of 68°F (20°C) unless stated otherwise.**

**⚠ WARNING! As temperature increases or decreases, burst pressure, safe working pressure, coupling retention properties, and other safety characteristics of the hose or tubing can significantly decrease. Failure to consider how temperature and other conditions affect hose and tubing performance may cause property damage, serious bodily injury or death.**



## Industry Publications

Listed below are the titles of publications issued by the Association for Rubber Products Manufacturers (ARPM). Information concerning the latest edition, prices, ordering procedure, etc., may be obtained by contacting them as shown below:



**Association for Rubber Products Manufacturers  
(ARPM)**

7231 Shadeland Station Way, Suite 285  
Indianapolis, IN 46256

**Phone:** 317-863-4072

**Fax:** 317-913-2445

**Web:** [www.arpminc.com](http://www.arpminc.com)

**Publication**

<b>Number</b>	<b>Title</b>
IP-2	Hose Handbook
IP-7	Specifications for Rubber Welding Hose
IP-8	Specifications for Rubber Hose for Oil Suction and Discharge
IP-14	Specifications for Anhydrous Ammonia Hose
IP-11	Complete Set of Hose Technical Bulletins
IP-11-1	Technical Bulletin – Guide for Use, Testing and Inspection of Steam Hose
IP-11-2	Technical Bulletin – Manual for Use, Maintenance, Testing and Inspection of Anhydrous Ammonia Hose
IP-11-4	Technical Bulletin – Manual for Maintenance, Testing and Inspection of Oil Suction and Discharge Hose
IP-11-5	Technical Bulletin – Guide for Use, Maintenance and Inspection of Welding Hose
IP-11-7	Technical Bulletin – Manual for Maintenance, Testing and Inspection of Chemical Hose
IP-11-8	Technical Bulletin – Manual for Maintenance, Testing and Inspection of Petroleum Service Station Gasoline Dispensing Hose and Hose Assemblies

## Basic Hose Constructions



### Construction Elements

A hose is generally composed of three elements, each with an important role in the overall performance of that hose. The three elements are:

**The Tube** must be compatible with and able to contain the media being conveyed. Many different materials are used for tube construction, depending upon the media the hose is designed to transmit.

**The Reinforcement** is the strength member of the hose. It enables the hose to withstand internal and external pressure and abuse. The reinforcement may be applied by several methods, and consists of synthetic yarns, wire or a combination of these. If suction or vacuum capability is a requirement, a helix wire may be part of the reinforcement.

**The Cover** protects the reinforcement from abuse or damage. The cover is usually a rubber compound selected for its resistance to the environment, although, in some cases (Series 7243) the reinforcement will also act as the cover. Typical considerations in selecting a cover stock are the need to resist abrasion, ozone, weather and sunlight, chemical or oil spillage, etc.

### Construction Methods

Several methods are used to manufacture Parker hose. Application factors such as size and pressure requirements determine the selection of any particular hose style. The following is a description of the various construction methods employed by Parker.



#### Non-Mandrel

Non-mandrel hose is constructed by passing long lengths of extruded tube material through a machine which adds the reinforcement in braided or spiraled layers. In this method, the hose is not built on a mandrel, therefore lengths are not restricted to the lengths of the mandrels.

**Typical Size Range:** 1-1/2" ID and smaller

**Typical Uses:** Air, water or general purpose service where operating conditions are not severe

**Advantages:** Economy and long lengths

**Disadvantages:** Requires wider ID and OD tolerance range than mandrel made hose, limited pressure capabilities



#### Rigid Mandrel

Hose produced by this method is supported on a rigid metal mandrel and is handled horizontally during production. While a rigid mandrel limits the hose length, it ensures good control of the inside diameter. It also offers sufficient support to the tube that either wire or textile reinforcement may be applied at high tensions, which is necessary in high pressure constructions. After the cover is applied, the hose may be wrapped with nylon tape for curing, giving the familiar "wrapped" finish to the cover.

**Typical Size Range:** 3/4" ID and larger

**Typical Uses:** Air, chemical and petroleum transfer, LPG, steam, water

**Advantages:** Close tolerances on inside diameter, high pressure ratings, good length stability

**Disadvantages:** Higher cost than non-mandrel; lengths restricted to length of mandrels



#### Flexible Mandrel

The flexible mandrel method combines the long-length advantage of non-mandrel hose with the close inside diameter tolerances and high pressure ratings of rigid mandrel hose. This is achieved by building the hose on a long length mandrel made of flexible plastic or rubber.

**Typical Size Range:** 1-1/2" ID and smaller

**Typical Uses:** High pressure, air, water, LPG

**Advantages:** Long lengths, close tolerances on I.D., higher pressure ratings than non-mandrel produced hose

**Disadvantages:** Higher cost than non-mandrel hose; not available in ID sizes as large as rigid mandrel hose

*(Continued)*

## Basic Hose Constructions (Continued)



### Wrapped Ply – Machine Built

The wrapped ply construction is the oldest method of making hose, applying all hose components (tube, reinforcement and cover) in spiral strips on a rigid mandrel. After a tube is in place on the mandrel, layers or plies of bias cut fabric reinforcement are wrapped around the tube. The cover is applied and the hose is wrapped in nylon tape prior to curing. This process is capable of producing a hose for suction service when a helix wire(s) is incorporated.

**Size Range:** 1/2" through 30" ID

**Typical Uses:** Air; suction and discharge service for chemicals, dry materials, oil and water, conduit

**Advantages:** Good inside diameter tolerances, many special constructions available without large minimum production runs, special ends available, wide size range

**Disadvantages:** Higher cost compared to non-mandrel and flex mandrel; pressure and length limitations



### Wrapped Ply – Hand Built

Wrapped ply hose may be hand built when the diameter is too large for the building machine or where special built-in ends are desired. The plies are laid on by an operator rather than an automated machine process, allowing hand-forming of built-in ends.

**Size Range:** 1/2" through 60" ID

**Typical Uses:** Oil suction and discharge, sand suction, acid suction and discharge

**Advantages:** Special ends can be built into the hose; wide size range; special constructions available in small quantities

**Disadvantages:** Relatively expensive due to high labor content

## Age Control of Hose (Shelf Life)

The Parker warranty takes precedence over guidelines established by other industry organizations regarding the recommended shelf life of industrial hose. To achieve maximum shelf life, employ proper storage and handling practices and techniques, such as:

- Storage in the original shipping container such as a box, coil, or reel. Hose stored on a reel or in a coil should have its plastic wrapping kept intact.
- Storage in temperatures of 100°F (38°C) or less.
- Avoidance of ozone (electrical discharges or fields), water, extreme humidity, corrosive chemicals and ultraviolet radiation (direct sunlight).
- Use on a first-in, first-out (FIFO) basis determined by the manufacturing date on the hose.

For further information pertaining to age control of hose, contact Parker or refer to the current ARPM Hose Handbook, IP-2.

## Electrical Properties of Rubber Hose

### Electrical Conductivity

Industrial hoses generally fall into three categories: conductive, nonconductive, or somewhere in-between. Because of its unique properties, it is possible for rubber to be nonconductive at low voltage and conductive at high voltage. When using a hose in an application that has electrical resistance requirements (low electrical resistance for conductive applications or high electrical resistance for nonconductive applications), always select a hose that is specifically designed to meet the specific need. Since conductivity or nonconductivity is not a consideration for many applications, electrical resistance ratings do not exist for many hoses.

### Conductive Hose

Static electricity is generated by the flow of material (even some liquids) through a hose. As the material flows, molecules collide and generate friction, which creates minute amounts of electrical charge (excess electrons). The charge accumulates potential energy at the delivery end of the hose (coupling/nozzle). The amount of charge increases with material volume and linear velocity, coarseness of the material, and length of the hose. If not properly grounded, the accumulated charge (potential energy) will seek its own ground. The charge will be attracted to external materials in proximity (such as a steel storage container); if not properly grounded, the electrons may arc (jump) to the external material, igniting volatile materials in the hose, or in proximity to the hose.

Electrically conductive wires and conductive rubber components are used in hose to prevent static electricity build-up and discharge as a spark. Electrical engineers differ in opinion on the effects of static electricity and the means of dissipating it. In handling gasoline and other petroleum-based liquids, recognized national associations and companies have conflicting opinions on the need for conductive hoses. Until a consensus is reached among all associations, laboratories and users, and a standard practice is established, it is essential that the user determine the need for static bonded hose based on (a) the intended use of the hose, (b) instructions from the company's safety division, (c) the insurer, and (d) the laws of the localities and states in which the hose will be used.

Some types of hose include a helical or static wire(s). This wire can be used for electrical continuity provided that proper contact is made and maintained between it and the hose couplings.


### Nonconductive Hose

Nonconductive hose constructions are those that resist the flow of electrical current. In some specific applications, especially around high voltage electrical lines, it is imperative for safety that the hose be nonconductive. Unless the hose is designed particularly to be nonconductive and is so branded, do not conclude that it is nonconductive. Many black rubber compounds are inherently and inadvertently conductive. Nonconductive hose is usually made to a qualifying standard that requires it to be tested to verify the desired electrical properties. The hose is frequently (but not necessarily) non-black in color and clearly branded to indicate it is designed for nonconductive applications.

**NOTE 1:** Parker industrial hose generally uses the non-conductivity standard originally developed by Alcoa Aluminum: A minimum resistance of one megaohm per inch at 1,000 volts D.C.

**NOTE 2:** SAE has a separate standard for nonconductivity for high pressure hydraulic applications. Part of the standard requires that nonconductive hose feature an orange cover.

**NOTE 3:** Nonconductive hoses contain little/no conductive rubber compounds, static wires, helical wires, or wire reinforcement. Therefore, a nonconductive hose would not be recommended for an application requiring an "anti-static/static dissipating/conductive" hose.

 **WARNING!** Unless a hose is described as, or specifically and clearly branded to be conducting or nonconducting, assume that the electrical properties are uncontrolled.



## Force to Bend / Minimum Bend Radius

The amount of force required to bend a hose and the minimum bend radius are important factors in hose design and selection. The minimum bend radius is defined as the radius to which the hose can be bent in service without damaging or appreciably shortening the life of the product, and is measured to the inside of the curvature of the bend. The bend radius for a given application must be equal to or greater than the rated minimum bend radius. Bending the hose to a smaller bend radius than minimum may kink the hose and result in premature failure.

Perhaps more important in determining flexibility, the force-to-bend is defined as the amount of force required to induce bending around a specified radius. The less force that is required, the easier the product is to maneuver in the field. Different hose constructions may require significantly different forces to attain the same minimum bend radius. Generally, the preferred hose is the more flexible hose, provided all other properties are essentially equivalent.

## Oil and Fuel Resistance

Rubber compounds are available in different formulations, blends and grades. Compounds are selected by hose design engineers based on the intended application of the hose. For instance, a hose recommended for multipurpose applications that may include hydraulic or

lubrication oil service generally contains a lower grade of tube compound. Conversely, a hose recommended for a more rigorous application, such as highly refined fuel service, contains a higher grade of compound, often within the same compound family.

Rubber hose is used to convey petroleum products both in the crude and refined stages. The aromatic content of refined gasoline is often adjusted to control the octane rating. The presence of aromatic hydrocarbons in this fuel generally has a greater effect on rubber components than do aliphatic hydrocarbons. Aromatic materials in contact with rubber tend to soften it and reduce its physical properties. For long-lasting service, the purchaser of fuel hose should inform the hose manufacturer of the aromatic content of the fuel to be handled so that the proper tube compound can be recommended for the specific application.

The effect of oil on rubber depends on a number of factors that include the type of rubber compound, the composition of the oil, the temperature and duration of exposure. Rubber compounds can be classified to their degree of oil resistance based on their physical properties after exposure to a standard test fluid. In this ARPM classification, the rubber samples are immersed in IRM 903 oil at 212°F (100°C) for seventy hours. (See ASTM Method D-471 for a detailed description of the oil and the testing procedure.) As a guide to users of hose in contact with oil, the oil resistance classes and a corresponding description are listed on the next page.

---

### General Formula for Minimum Hose Length (given hose bend radius and degree of bend required)

$$\frac{\text{Angle of Bend}}{360^\circ} \times 2 \pi r = \text{Minimum length of hose to make bend.}$$

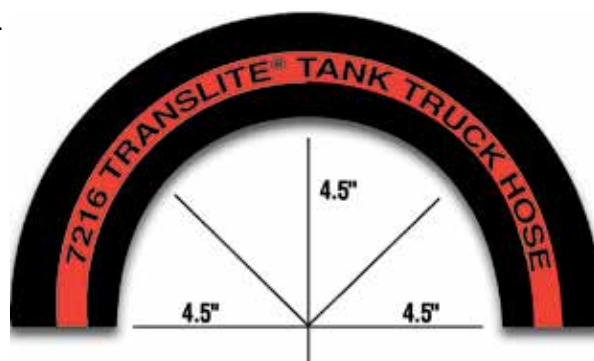
$r = \text{Given bend radius of hose.}$

**Example:** To make a 90° bend with 2" I.D. hose.  
Given  $r = 4.5$  inches.

$$\frac{90}{360} \times 2 \times 3.14 \times 4.5$$

$$.25 \times 2 \times 3.14 \times 4.5 = 7" \text{ (minimum length of hose to make bend without damage to hose)}$$

The bend radius for a given application must be equal to or greater than the rated minimum bend radius. Bending the hose to a smaller bend radius than minimum may kink the hose and result in premature failure.



The minimum bend radius is measured to the inside of the curvature.

### General Formula for Minimum Hose Length (allowing relief from couplings)

$$\text{Overall Length (OAL)} = (2 \times \text{Length of Coupling}) + (2 \times \text{Hose OD}) + (\text{Angle}/360) \times 2 \pi r$$

## Physical Properties After Exposure to Oil

Class	Volume Change Maximum	Tensile Strength Retained
<b>Class A (High Oil Resistance)</b>	+25%	80%
<b>Class B (Medium/High Oil Resistance)</b>	+65%	50%
<b>Class C (Medium Oil Resistance)</b>	+100%	40%

The above ARPM guideline does not imply compatibility with all oil based fluids. There are many grades of rubber compounds that meet ARPM Class A oil resistance requirements. Some compound grades will be fine for multipurpose applications, while higher grades would be required for more rigorous applications.

Oil resistant hoses for multipurpose service tend to be more economical than hoses specifically designed and recommended for highly refined fuel service. These multipurpose hoses, even if they feature an ARPM Class A tube, are not necessarily recommended for use with highly refined fuels. Furthermore, many chemical resistance charts represent data developed from testing of a typical grade of compound used for that family of fluids. For example, “nitrile” may show compatibility with gasoline, but the nitrile that was tested is likely the nitrile used in gasoline dispenser hose, as opposed to the nitrile commonly used in multipurpose hose.

When selecting a hose for highly refined fuels such as aviation fuel, biodiesel, diesel, ethanol, gasoline or kerosene, be guided by the hose manufacturer’s recommendation to use a hose designed and manufactured for that specific application and/or fluid. Contact Parker for further information.

## Suction and Vacuum

Hose is constructed with high adhesion between the tube and the carcass to prevent tube separation. Most hose is used for pressure service; however, some applications require the hose to resist collapse in suction and vacuum service. Such hose is subjected to crushing forces because the atmospheric pressure outside the hose is greater than the internal pressure. The hose can collapse and restrict the flow unless the hose is constructed to resist these pressure differentials. The most common method of preventing hose collapse is to build a helical member(s) (wire or thermoplastic) into the hose body. The size and spacing of the helix depends on the size of the hose and the pressure differential. In applications approaching a perfect vacuum, most of the plies of reinforcement are applied over the helix.

Suction hose must be specifically designed for the service for which it is used. Each element—tube, reinforcement, size, spacing, and location of the helix—must be carefully considered. While suction hose is generally used to convey liquids, vacuum hose carries air under a partial vacuum. Vacuum hose is reinforced to resist collapse and maintain its shape under rough handling and/or mechanical abuse. It does not require the heavy construction of suction hose because the dry materials generally conveyed are much lighter in weight than liquids and the vacuum is usually less than for normal suction service.

# Coupling Thread Compatibility

Industrial hose couplings have threads which are usually one of the various “pipe” threads. All pipe threads are commonly referred to by the generic name of Iron Pipe Thread or IPT. There are several different types of IPT threads and you must know specifically what they are to ensure compatibility with mating threads.

## IPT Thread Compatibility Chart

Description	Seal	Thread (Female)	Compatible Threads (Male)
American Standard Tapered Pipe Thread	Thread Seal (with Sealing Compound)	NPT	NPT NPTF
American Standard Tapered Dryseal Pipe Thread	Thread Seal (Dryseal)*	NPTF	NPTF NPT
American Standard Straight Pipe Thread for mechanical joints (includes 2 female types, depending on sealing method, and one male type compatible with both females)	Washer or Mechanical Ground Joint	NPSM	NPSM NPT NPTF
American Standard Straight Pipe Threads for hose couplings and nipples	Washer	NPSH	NPSH NPT NPTF

\*When NPTF Threads are used more than once, they require sealing compound after the first use.

In addition, there are various other thread types that may be found on industrial hose couplings. These types are generally not compatible with any other thread types:

Type	Description	Seal
<b>GHT</b>	Garden Hose Thread	Washer seal
<b>API</b>	American Petroleum Institute Thread	Thread seal
<b>JIC (37°)</b>	Joint Industry Council	Mechanical seal
<b>SAE (45°)</b>	Society of Automotive Engineers	Mechanical seal
<b>NF</b>	Welding Hose Threads-Left Hand and Right Hand	Mechanical seal
<b>CHT</b>	Chemical Hose Thread (for booster hoses)	Gasket seal

## Dimensions of 150-Lb. Steel Flanges ASA

Nominal Pipe Size (in.)	Diameter of Bolt Circle (in.)	Number of Bolts	Diameter of Bolts (in.)	Diameter of Bolt Holes (in.)	Flange O.D. (in.)	*Weight (Lbs.)
1	3-1/8	4	1/8	5/8	4-1/2	2
1-1/2	3-7/8	4	1/2	5/8	5	3
2	4-3/4	4	5/8	3/4	6	5
2-1/2	5-1/2	4	5/8	3/4	7	8
3	6	4	5/8	3/4	7-1/2	10
3-1/2	7	8	5/8	3/4	8-1/2	12
4	7-1/2	8	5/8	3/4	9	13
5	8-1/2	8	3/4	7/8	10	15
6	9-1/2	8	3/4	7/8	11	19-1/2
8	11-3/4	8	3/4	7/8	13-1/2	30
10	14-1/4	12	7/8	1	16	41
12	17	12	7/8	1	19	65
14	18-3/4	12	1	1-1/8	21	85
16	21-1/4	16	1	1-1/8	23-1/2	93
18	22-3/4	16	1-1/8	1-1/4	25	120
20	25	20	1-1/8	1-1/4	27-1/2	155
24	29-1/2	20	1-1/4	1-3/8	32	210

\*Weights shown for sizes up through 24" are for threaded flanges.

**Note:** 125-Lb. flange dimensions are same as dimensions of 150-Lb. flanges except thickness and weight.

## Dimensions of 300-Lb. Steel Flanges ASA

Nominal Pipe Size (in.)	Diameter of Bolt Circle (in.)	Number of Bolts	Diameter of Bolts (in.)	Diameter of Bolt Holes (in.)	Flange O.D. (in.)	*Weight (Lbs.)
1	3-1/2	4	5/8	3/4	4-7/8	3
1-1/2	4-1/2	4	3/4	7/8	6-1/8	6-1/2
2	5	8	5/8	3/4	6-1/2	7
2-1/2	5-7/8	8	3/4	7/8	7-1/2	10
3	6-5/8	8	3/4	7/8	8-1/4	14
3-1/2	7-1/4	8	3/4	7/8	9	16
4	7-7/8	8	3/4	7/8	10	24
5	9-1/4	8	3/4	7/8	11	31
6	10-5/8	12	3/4	7/8	12-1/2	36
8	13	12	7/8	1	15	56
10	15-1/4	16	1	1-1/8	17-1/2	80
12	17-3/4	16	1-1/8	1-1/4	20-1/2	110
14	20-1/4	20	1-1/8	1-1/4	23	164
16	22-1/2	20	1-1/4	1-3/8	25-1/2	220
18	24-3/4	24	1-1/4	1-3/8	28	280
20	27	24	1-1/4	1-3/8	30-1/2	325
24	32	24	1-1/2	1-3/8	36	490

\*Weights shown for sizes up through 24" are for threaded flanges.

# Media Compatibility



## Media Compatibility

Description	Page No.
Chemical Guides Introduction	302
Hose and Chemical Table	305
Metal/Coupling Corrosion Resistance Table	332
Names and General Properties of Hose Materials	303
PVC Temperature / Pressure Chart	331
Refined Fuel / Hose Compatibility Table	304
Silicone Hose and Chemical Table	334

**A complete listing of industry standards is available in the Introduction section. See the pages immediately following the Table of Contents for a complete index by series, and by product application and name.**

Due to continual product improvements, Parker reserves the right to alter specifications without prior notice.

---

## Chemical Guides Introduction

The Chemical Guides in this section are offered as a general indication of the compatibility of the various compounds incorporated in Parker hose with the chemicals, fluids and media listed. The basis for the ratings includes actual service experience, the advice of various polymer suppliers, and the considered opinion of our chemists. When in doubt, a sample of the compound should always be tested with the particular chemical and temperature it is to handle.

Some of the variables that affect the resistance of a compound to a chemical attack are:

- 1. Temperature of the Media Transmitted:** Higher temperatures increase the affect of chemicals on compounds. The amount of increase depends upon the polymer and the chemical. A compound quite suitable at room temperature might fail very quickly at higher temperatures. Working pressures in this catalog are recommended in accordance with ARPM design safety factors at ambient temperatures. Do not operate outside hose temperature limits. Even within hose temperature limits, end fittings and hose size can affect performance at higher temperatures.
- 2. Service Conditions:** A rubber compound usually swells when exposed to a chemical. Within a given percent of swell, a hose tube may function satisfactorily if the hose is in a static condition, but may fail quickly if the hose is subject to flexing.
- 3. The Grade or Blend of the Rubber Compound:** Basic polymers are sometimes mixed or blended to enhance a particular property for a specific service. As an example, the nitrile used as the tube material for Parker aircraft fueling hose varies in its makeup from the nitrile used in the tube of Day-Flo® Special Purpose hose. Consequently, the reaction to a particular chemical may therefore be somewhat different. When in doubt, a sample of the compound should always be tested with the particular chemical it is going to handle.

## Names and General Properties of Hose Materials

Refer to the guides on the following pages for specific applications.

Common Name	ASTM Designation D1418-64	Composition	General Properties	Primary Hose Elements
Butyl/ Chlorobutyl	IIR	Isobutene-Isoprene	Very good weathering resistance, low permeability to air. Good physical properties. Poor resistance to petroleum based fluids.	Tube/ Cover
Chlorinated Polyethylene (CPE)	CM	Chloropolyethylene	Good long term resistance to UV and weathering. Good oil and chemical resistance. Excellent flame resistance. Good low temperature impact resistance.	Tube
Cross Linked Polyethylene (XLPE)	XPE	Cross Linked Polyethylene	Excellent resistance to most solvents, oils and chemicals. Do not confuse with chemical properties of standard polyethylene.	Tube
EPDM	EPDM	Ethylene Propylene Diene	Good general purpose polymer. Excellent heat ozone, and weather resistance. Not oil resistant.	Tube/ Cover
Epichlorohydrin	ECO	Ethylene Oxide Chloromethyl	Excellent oil and ozone resistance. Fair flame resistance and low permeability to gases. Good low temperature properties.	Tube/ Cover
Ethyl Vinyl Acetate (EVA)		Ethylene Vinyl Acetate	Good abrasion and chemical resistance. Lightweight.	Tube/ Cover
FKM	FKM	Fluorocarbon Rubber	Excellent high temperature resistance, particularly in air or oil. Very good chemical resistance.	Tube/ Cover
Fluorinated Ethylene Propylene/ Polytetra-Flouroethylene	FEP/ PTFE	Fluorinated Ethylene Propylene/ Polytetra-Flouroethylene	Excellent chemical, solvent, and heat resistance, inert to most materials. Smooth anti-adhesive surface – easily cleaned.	Tube
Modified XLPE (MXLPE)		Proprietary	Excellent chemical resistance with good heat properties.	Tube
Natural Rubber	NR	Isoprene	Excellent physical properties, including abrasion resistance. Not oil resistant.	Tube
Neoprene	CR	Chloroprene	Excellent weathering resistance. Good oil resistance. Good physical properties.	Tube/ Cover
Nitrile/ Buna-N	NBR	Nitrile-Butadiene	Excellent oil resistance. Good physical properties.	Tube/ Cover
Nylon		Nylon	Excellent chemical resistance. Good temperature resistance.	Tube
Poly Vinyl Chloride (PVC)		Poly Vinyl Chloride	Good abrasion, chemical and weathering resistance. Lightweight. Poor oil and temperature resistance.	Tube/ Cover, Tubing
Poly Vinyl Chloride/ Polyurethane (PVC/PU)		Poly Vinyl Chloride/ Polyurethane Blend	Good abrasion, chemical and weathering resistance.	Tube/ Cover
Polyurethane (PU)	AU	Polyurethane	Good abrasion, chemical and weathering resistance.	Tube/ Cover
SBR	SBR	Styrene-Butadiene	Good physical properties, including abrasion resistance. Not oil resistant. Poor weathering and ozone resistance.	Tube/ Cover
TPV		Thermoplastic Vulcanizate	Excellent chemical and ozone resistance. Good flexibility. Lightweight.	Tube, Tubing
Ultra-High Molecular Weight Polyethylene (UHMWPE)	UHMW	Ultra-High Molecular Weight Polyethylene	Excellent chemical and heat resistance.	Tube

# Refined Fuel / Hose Compatibility Table

## LEGEND

- A:** Acceptable for use with the designated fuel, and can be interchanged/used with other “A” media in the same row.  
**D:** Acceptable for use with the designated fuel, but only for DEDICATED service with that designated fuel.  
 Not interchangeable/for use with any other fuel—prior to or subsequent to—use with the dedicated fuel.  
**X:** Not acceptable for use with the designated fuel in any application.

**NOTES:** “A” or “D” ratings do not imply compliance with government or industry regulations or specifications in any application.

Series	Tube	Av Gas	Non-Regulated Gasoline Service	Ethanol			Diesel Fuel	Biodiesel	
				To E100	To E15	To E85		To B20	To B100
389	Nitrile	D	A	D	A	A	A	A	X
395	Nitrile	D	A	D	A	A	A	A	X
397	Nitrile	D	A	D	A	A	A	A	A
7094/7095	Nitrile	X	X	X	X	X	X	X	X
7102	Nitrile	D	A	D	A	A	A	D	X
7107	Nitrile	X	X	X	X	X	X	X	X
7107 (2" only)	Nitrile	D	A	D	A	A	A	D	X
7114	Nitrile	D	A	D	A	A	A	D	X
7124	Nitrile	D	D	D	A	A	A	D	X
7134/7187	Nitrile	X	X	X	X	X	X	X	X
7137	Nitrile	X	X	X	X	X	X	X	X
7165	Nylon	D	A	A	A	A	A	A	A
7174	Nitrile	D	D	D	A	A	A	D	X
7175	Nitrile	D	D	D	A	A	A	D	X
7204	Nitrile	D	A	A	A	A	A	A	X
7208E	Nitrile/SBR	X	X	X	X	X	X	X	X
7212	Nitrile	X	A	X	A	D	A	D	X
7213E	Nitrile/SBR	X	X	X	X	X	X	X	X
7216/7217	Nitrile	D	A	D	A	A	A	D	X
7216E	Nitrile	D	A	D	A	A	A	D	X
7219	Nitrile	D	A	A	A	A	A	A	X
7234	Chloroprene	X	X	D	X	X	X	X	X
7280	Nitrile	D	D	D	A	A	A	D	X
7282	Nitrile/THV Barrier	D	D	D	A	A	A	D	X
7301	Chloroprene	X	X	D	X	X	X	X	X
7311N/7311NXT	Nitrile	D	A	D	A	A	A	D	X
7331/7331XT	Nitrile	D	A	D	A	A	A	D	X
7396/7397	Nitrile	D	A	D	A	A	A	D	X
7705	Nitrile	A	A	A	A	A	A	A	A
7775	Nitrile	D	A	D	A	A	A	D	D
7776	Nitrile	D	A	D	A	A	A	D	D
7776CT	Nitrile	D	A	D	A	A	A	D	D
7777	Nitrile	D	A	D	A	A	A	D	D
SS107/SS107R	Nitrile	D	A	D	A	A	A	D	D
SS269	Nitrile/SBR	X	X	X	X	X	X	X	X
SWC325	Nitrile	D	A	D	A	A	A	D	D
SW387	Nitrile	D	A	D	A	A	A	D	D
SW569	Nitrile	D	D	D	D	D	D	D	D
SWC316/SWC316R	Nitrile	D	A	D	A	A	A	D	D
SWC609/SWC609R	Nitrile	D	A	D	A	A	A	D	D

Some biodiesel, diesel fuel and gasoline hoses must also meet industry or government standards for regulated applications, such as SAE engine fuel lines or UL gasoline dispenser service. The user is solely responsible for making the final determination if an industry or government (local, state or federal) standard or regulation applies to the application. Contact Parker for more information.



# Hose and Chemical Table

Refer to "Names and General Properties of Hose Materials" table.

**⚠ WARNING!** The following data is based on tests and believed to be reliable; however, the tabulation should be used as a guide **ONLY**, since it does not take into consideration all variables, such as elevated temperatures, fluid contamination, concentration, etc., that may be encountered in actual use. All critical applications should be tested. Refer to the Safety & Technical Information section of this catalog for safety, handling and use information.

\*\*\*Refer to the PVC and Thermoplastic Temperature/Pressure chart in this section.

Thermoplastic hose and tubing achieve their optimum physical properties at room temperature, 68°F (20°C). As thermoplastic materials are exposed to increased ambient temperatures, they soften and their physical properties change. For hose and tubing, heat sharply reduces the available working pressure and coupling retention. In all cases, test the product in a controlled, secure and safe environment, and consider all operating conditions prior to use.

- NOTES:**
- Data for PVC/thermoplastic materials based on 68°F unless otherwise noted.
  - Data for other materials based on 70°F unless otherwise noted.

**Key:** E = Excellent • G = Good • C = Conditional • Blank = No Data • X = Not Recommended

Chemical Or Material Conveyed	CPE	CSM	Chlorobutyl	Chloroprene	EPDM	EVA***	FEP/PTFE	FKM	MXLPE	Natural	Nitrile	Nylon	PU***	PVC***	PVC/PU***	SBR	TPV***	UHMWPE	XLPE
Acetal		C	G	C	G		E	X	G	C	X					C		E	E
Acetaldehyde		X	E	X	E	G	E	X		X	X	E	X	X	X	X	G	G	E
Acetamide		G	E	G	E		E	G	E	C	E					X		E	E
Acetate Solvents		X	C	X	E	C	E	X	G	C	X		C	X	X	X		E	E
Acetic Acid, 10%	E	E	E	G	E	E	E	E		G	G	X	X	E	G	G	E	E	E
Acetic Acid, 30%		G	G	C	E	E	E	C	G	X	X			G	G	X		E	E
Acetic Acid, 50%	E	E	G	C	E	C	E	G		X	C	X	X	G	G	G	C	E	G
Acetic Acid, 80%						C							X	C	C				
Acetic Acid, Glacial	E	C	G	C	G	X	E	X		X	X	X	X	C	C	C	G	E	E
Acetic Acid, Vapors						G							X	G	G				
Acetic Anhydride	E	E	G	G	G	C	E	X		C	X	X	X	X	X	X	E	G	E
Acetic Ester		X	G	X	E		E	X	G	X	X					X		E	E
Acetic Ether		C	G	X	E		E	X	G	X	X					X		E	E
Acetic Oxide		E	G	G	G		E	X		X			G				G		E
Acetone	G	X	E	X	E	C	E	X		X	X	E	X	X	X	C	G	E	C
Acetone Cyanohydrin		C	E	G	E		E	X		C	X		X			E	E	G	E
Acetonitrile		G	E	E	E		E	X		G	X	E					X		
Acetophenone		X	G	X	E		E	X		X	X		X			X	G	X	X
Acetyl Acetone	G	X	E	X	E		E	X		X	X		X			X	G	E	E
Acetyl Chloride	E	X	X	X	C		E	G		X	X	X	X			X	G	G	G
Acetyl Oxide	E	E	G	G	G		E	X		C	E		X			X	E	E	E
Acetylene	G	C	E	E	E	X	E	E		G	E	E	G	C	C	C	C	E	E
Acetylene Dichloride		X	C	X	C		E	G		X	X							X	
Acetylene Tetrachloride		X	X	X	X		E	E		X	X		X			X	X		
Acrolein		G	E	C	E		E	X		G	C		X			C	C	X	E
Acrylic Acid	E	G	X	X	X		E	X		X	X		X			X			X
Acrylonitrile	E	C	X	X	E		E	X		C	X	E	X	C	C	C	G	C	C
Di(2Ethylhexyl) Adipate		X	E	X	G		E	C		X	X								
Adipic Acid		G	X	E	E	E	E	E		E	E		E	G	G	E	G		E
Air		E	E	E	E		E	E	E	E	E					E		E	E
Air, +300°F	G	G	G	G	G		E	E		X	G		G			X	E	X	
Alcohol, Aliphatic		E	E	E	E		G	C	E	E	E					G		E	E
Alcohol, Aromatic		X	X	C	X		E	E	G	C	C					X		E	E
Alk-Tri		X	X	X	X		E	E		X	X		X			X	X		E
Allyl Alcohol		E	E	E	E	E	E	G		E	E	C	X	X	X	G	G	E	E
Allyl Bromide		X	X	X	X		E	G		X	X					X		G	G
Allyl Chloride	G	X	X	X	X	C	E	G		X	G	G	X	X	X	G		E	G
Alum	E	E	E	E	E	E	E	E	E	E	E	G	G	E	E	G	E	E	E
Alum, Papermakers							E	E										G	
Aluminum Acetate	E	G	E	C	E		E	E	E	C	C		X			G	E	E	E
Aluminum Chloride	C	E	E	E	E	G	E	E	E	E	E	X	G	E	E	E		E	E
Aluminum Fluoride	X	E	E	E	E	G	E	E		G	E	G	C	G	G	E	E	E	E
Aluminum Formate		X	G	E	E		E	X		X	X		X			E		E	
Aluminum Hydroxide		E	E	E	E	G	E	E		E	E	G	G	E	E	G	E	E	

\*\*\*Refer to the PVC and Thermoplastic Temperature/Pressure chart in this section.

(Continued on the following page)

# Hose and Chemical Table (Continued)

Refer to *Names and General Properties of Hose Materials* table.

**Key:** E = Excellent G = Good C = Conditional  
Blank = No Data X = Not Recommended

Chemical Or Material Conveyed	CPE	CSM	Chlorobutyl	Chloroprene	EPDM	EVA***	FEP/PTFE	FKM	MXLPE	Natural	Nitrile	Nylon	PU***	PVC***	PVC/PU***	SBR	TPV***	UHMWPE	XLPE
Aluminum Nitrate						E							C	E	E				
Aluminum Nitrate (AQ)	E	E	E	E	E		E	E		E	E		C	E	E	E	E	E	E
Aluminum Oxychloride						G								E	E				
Aluminum Phosphate		E	E	E	E		E	E	E	E	E					E		E	E
Aluminum Sulfate	E	E	E	E	E	E	E	E	E	E	E	E	G	E	E	E	E	E	E
Alums, NH3-CR-K	G	E	E	E	E		E	E		E	E	X	G		E	E	E	E	E
Amines, Mixed		X	G	G	G			X		G	X		X			C		E	E
Amino Xylene	X	X	G	X	E		E	X		X	X		X			X	G		
Aminobenzene	G	X	G	X	G		E	E		X	X	C	X			X	G		
1-Aminobutane		C	X	X	C		E	X		X	C		X			X			
Aminodimethylbenzene	C	C	G	X	X		E	X		X	X					X			
Aminoethane		C	G	X	E		E	X		C	X		X			C			
2-Aminoethanol		G	E	G	G		E	X		G	X		C			X			
1-Aminopentane	C	X	G	E	E		E	X		G	C		C			G	C		
O-Aminotoluene	G																		
Ammonia (AQ)						E						E	X	C	C			E	C
Ammonia Anhydrous												G						E	E
Ammonia Gas												C						E	E
Ammonia Gas, Dry						E						X	C	C					
Ammonia Liquid		E	E	E	E	E	E	E	E	G	G		X	X	X	G		E	E
Ammonia Water		G	G	G	E		E	G	E	G	C					G		E	E
Ammonium Carbonate		E	E	E	E	E	E	E	E	E	C	G	E	E	E	E		E	E
Ammonium Chloride	G	E	E	E	E	E	E	E	E	E	E		G	E	E	E	E	E	E
Ammonium Fluoride, 25%						G							C	X	X				
Ammonium Hydroxide	E	E	E	E	E		E	E		G	E	G	X				E	E	E
Ammonium Hydroxide, 28%						E							C	C	C				
Ammonium Metaphosphate		E	E	E	E	E	E	E	E	E	E		G	E	E	E		E	E
Ammonium Nitrate	G	E	E	E	E	E	E	E	E	E	E	G	G	E	E	E	E	E	E
Ammonium Persulfate		E	E	E	G	E	E	E	E	E	X		G	E	E	X		E	E
Ammonium Phosphate		E	E	E	E	E	E	E	E	E	E		G	G	G	E		E	E
Ammonium Phosphate, Dibasic	E	E	E	E	E		E	E		E	E	C				E	E	E	E
Ammonium Phosphate, Neutral						E							G	E	E				
Ammonium Sulfate	E	E	E	E	E	E	E	E	E	E	E	G	E	E	E	G		E	E
Ammonium Sulfide		E	E	E	E	E	E	E	E	E	E		E	E	E	E		E	E
Ammonium Sulphite		E	E	E	E		E	E		E	E		X			E			E
Ammonium Thiocyanate		E	E	E	E	E	E	E	E	E	E		G	E	E	E		E	E
Ammonium Thiosulphate		E	E	E	E	E	E	E	E	E	E	E	X			E	E		E
Amyl Acetate	X	X	C	X	E	X	E	X		X	X	G	X	X	X	X	G	E	C
Amyl Acetone		X	G	X	G		E	X		X	X					X			E
Amyl Alcohol	E	E	E	E	E	G	E	E		E	E	E	X	C	C	G	E	E	E
Amyl Amine		C	G	C	C		E	X		C	C					G			
Amyl Borate		C	E	E	E		E	E	C	E	E					E		E	E
Amyl Bromide		X	X	X	C		E	G		X	X								
Amyl Chloride	C	X	X	X	X	X	E	E		X	X	E	C	X	X	X	X	X	X
Amyl Chloronapthalene		E	E	E	E		E	E	C	E	E					E		E	E
Amyl Ether		C	X	X	X		E			X	X								
Amyl Napthalene		E	E	E	E		E	E	C	E	E					E		E	E
Amyl Oleate		E	G	E	G		E	C	G	E	E					E		E	E
Amyl Phenol		E	E	E	E		E	E	C	E	E					E		E	E
Anethol	X	X	X	X	X		E	G		X	X	G				X		G	G
Aniline	X	X	E	X	G	X	E	G		X	X	C	X	X	X	X	G	E	E
Aniline Chlorohydrate						X							X	X	X				
Aniline Dyes	X	G	G	C	G		E	G		G	X	X	X	X	X	G	G	E	E
Aniline Hydrochloride		X	G	X	G	X	E	G	E	G	G		X	X	X	C		E	E
Aniline Oil	G	X	G	X	C		E	C		X	X		X			X			
Animal Fats		C	C	C	G		E	E		X	E	E	C			X	C	E	E

\*\*\*Refer to the PVC and Thermoplastic Temperature/Pressure chart in this section.

(Continued on the following page)

# Hose and Chemical Table (Continued)

Refer to *Names and General Properties of Hose Materials* table.

**Key:** E = Excellent G = Good C = Conditional  
Blank = No Data X = Not Recommended

Chemical Or Material Conveyed	CPE	CSM	Chlorobutyl	Chloroprene	EPDM	EVA***	FEP/PTFE	FKM	MXLPE	Natural	Nitrile	Nylon	PU***	PVC***	PVC/PU***	SBR	TPV***	UHMWPE	XLPE
Animal Grease		X	X	C	C		E	E	E	X	E					X		E	E
Animal Oils		X	C	X	C	C	E	E	E	X	E		G	C	C	X		E	E
Ansul Ether		X	X	X	C		E	X	G	X	X					X		E	E
Anthraquinone						E								E	E				
Anthraquinonesulfonic Acid						E							X	E	E				
Antifreeze		E	E	E	E		E	E	E	E	E					E		E	E
Antimony Chlorides		G	E	X	E		E	E	E		G	C	E						E
Antimony Pentachloride		X	X	X	X		E	E	E	X	G					X		G	G
Antimony Trichloride						E							E	E	E				
Apple Juice or Sauce														E	E				
Aqua Regia	G	X	X	X	C	X	E	E		X	X	X	X	C	C	X	X	G	X
Argon		X	G	G	E		E	E		X	E	E	E			E		E	E
Aromatic Hydrocarbons		X	X	X	X		E	E		X	X			X		X		E	E
Arquad		E	E	E	E		E	E	E	E	E					E		E	E
Arsenic Acid	E	E	E	E	E		E	E		E	E	E	X			E	E	E	E
Arsenic Acid, 80%						G							X	E	E				
Arsenic Chloride		X	X	E	X		E	X		X	C					X		X	X
Arsenic Trichloride		X	X	E	X		E	X		X	E					X		X	X
Arylsulfonic Acid													X	C	C				
Asphalt	G	X	X	C	X	X	E	E		X	G	E	G	C	C	X	G	E	X
ASTM Fuel A	E	G	X	G	X		E	E		X	E	E	G	C	C	X	X	G	G
ASTM Fuel B	G	G	X	X	X		E	E		X	X	E	G	X	X	X	X	G	G
ASTM Fuel C	C	X	X	X	X		E	E		X	G	E	X	X	X	X	X	G	G
ASTM Oil #1		G	X	E	X		E	E		X	E	E	E	C	C	X	X	E	E
ASTM Oil #2		C	X	E	X		E	E		X	E					X			
ASTM Oil #3		C	X	G	X		E	E		X	E		X	C	C	X			
ASTM Oil #4		X	X	X	X			E		X	G		X			X		E	E
Automatic Transmission Fluid		C	X	G	X		E	E		X	E	G	G			X	X	E	E
Aviation Gasoline		X	X	X	X		E	E		X	E		X			X		E	E
Banana Oil	X	C	X	X	E		E	X		X	X	G	X			X	G	E	X
Barium Carbonate		E	E	E	E	E	E	E	E	E	E		E	E	E	E		E	E
Barium Chloride	G	E	E	E	E	E	E	E	E	E	E	G	E	E	E	E		E	E
Barium Hydroxide	G	E	E	E	E	E	E	E	E	E	E	G	E	E	E	E		E	E
Barium Sulfate		E	E	E	E	E	E	E	E	E	E		E	E	E	E		E	E
Barium Sulfide		E	E	E	E	E	E	E	E	E	E		E	E	E	G		E	E
Beer		E	E	G	E		E	E		E	E	E	G	E		E	E	E	X
Beet Sugar Liquors	G	E	E	G	E	E	E	E		E	E	G	X	E		E	E	E	E
Benzal Chloride			G				E				X	E						E	E
Benzaldehyde	C	X	G	X	E	C	E	X		X	X	E	X	X	X	X	X	E	E
Benzene	C	X	X	X	X	X	E	G		X	X	G	X	X	C	X	X	G	E
Benzene Carboxylic Acid	G	X	E	E	X		E	E		X	X		X			X	E		
Benzene Sulphonic Acid		G	X	G	X		E	E	E	X	X					X		E	E
Benzine		X	X	G	X		E	E		X	E	G	C			X	G		E
Benzine Solvent		C	X	X	X		E	E		X	E					X			
Benzoic Acid		X	X	G	X	G	E	E	G	X	X	E	X	G	G	X	E	E	E
Benzoic Aldehyde		X	G	X	E		E	X	E	X	X					X		E	E
Benzol	C	X	X	X	X	X	E	G		X	X	G	X	X	C	X	X	G	E
Benzotrichloride		X	X	X	E		G	E		X	X					X		G	G
Benzyl Acetate		G	E	E	E		E	X		X	X		X			E		E	E
Benzyl Alcohol	E	G	G	G	G		E	E		X	X	C	X			X	X	E	E
Benzyl Chloride	X	X	X	X	X		E	E		X	X		X			X	X	E	E
Benzyl Ether		X	G	X	C		E	X		X	X		G			X			
Bismuth Carbonate						E							E	E	E				
Black Liquor						E													
Black Sulfate Liquor	C	G	G	G	G		E	E		G	G	C	X			G	E	E	E
Blast Furnace Gas		C	C	E	C		E	E	E	C	C					C		E	E

\*\*\*Refer to the PVC and Thermoplastic Temperature/Pressure chart in this section.

(Continued on the following page)

# Hose and Chemical Table (Continued)

Refer to *Names and General Properties of Hose Materials* table.

**Key:** E = Excellent G = Good C = Conditional  
Blank = No Data X = Not Recommended

Chemical Or Material Conveyed	CPE	CSM	Chlorobutyl	Chloroprene	EPDM	EVA***	FEP/PTFE	FKM	MXLPE	Natural	Nitrile	Nylon	PU***	PVC***	PVC/PU***	SBR	TPV***	UHMWPE	XLPE
Bleach Solutions		G	G	X	G		E	G	E	X	X	C	X			X		G	G
Bleach, 12.5% Active CL						G							C	G	G				
Borax Solution	C	E	E	E	E		E	E		E	E	G	E			E	E	E	E
Bordeaux Mixture		E	E	E	E		E	E	E	G	E					G	E	E	E
Boric Acid	X	E	E	E	E	E	E	E		E	E	G	E	E	E	E	E	E	E
Boron Trifluoride						E							E	E	E				
Brake Fluid DOT #3	E	G	E	C	E		E	X		X	X	E	X	X	X	E	G		
Brine	G	E	E	E	E	E	E	E		E	E	G	G	E	E	E	E	E	E
Bromacil					E														
Bromic Acid						G							X	E	E				
Bromine		C	X	X	X		E	E	G	X	X					X		X	G
Bromine Water		E	C	G	C	X	E	E		X	C		X	X	X	X		E	E
Bromine, Liquid						X							X	X	X				
Bromobenzene	X	X	X	X	X		E	E		X	X		X			X		C	C
1-Bromobutane		X	X				E	G		X	X								
Bromochloromethane	X	X	X	X	G		E	C		X	X								
Bromoethane		X	X	X	X		E	E		C	G					X			
3-Bromopropene		X	X	X			E	G		X	X								
Bromotoluene	X	X	X				E	G		X						X			X
Bugdioxane																			E
Bunker Oil		X	X	X	X		E	E		X	E		G			X		E	E
Butadiene		X	X	X	X	X	E	G		X	X		X	C	C	X		E	E
N-Butanal		C	G	C	G		E	X		X	X		C						
Butane		X	X	C	X	X	E	E		X	E	E	X	C	C	X		E	E
Butanoic Acid		C			G		E	G											
Butanol (Butyl Alcohol)	G	E	G	E	G		E	E		E	E	G	X			E	G	E	E
Butanol, Primary						G							C	X	X				
Butanol, Secondary						G							C	X	X				
Butanone	G	X	E		E		G				X	G	X				X	E	E
Butoxyethanol		X	E	X	E		E			X	C		E						
Butter		E	E	G	E			E		C	E			C		C			
Butyl Acetate	C	X	X	X	X	X	X	X		X	X	G	X	X	C	X		E	E
Butyl Acrylate		X	X	X	X		E	X		X	X							G	G
Butyl Alcohol (Butanol)	G	E	G	E	G	E	E	E		E	E	G	C	C	C	E	G	E	E
Butyl Aldehyde		C	G	C	G		E	X					C				G	E	E
Butyl Amine		C	C	X	C		E	X	E	G	C					C		E	E
N-Butylamine		X	X	X	C		E	X		X	X		X			X			
T-Butyl Amine		X			G														
Butyl Benzene		X	X	X	X			E		X	X					X		E	E
N-Butylbenzene		X					E	E		X	X								E
Butyl Benzyl Phthalate		X	E				E	C		X						X		E	E
Butyl Bromide		X	X	X	X			G		X	X					X		G	G
N-Butylbromide		X	X				E	G		X	X								G
Butyl Butyrate		X	C	X	G			C		X	X					X		G	G
N-Butylbutyrate		X	E	X	E		E	E		X	X					X			
N-Butylcarbinol	E	E	E	E	E		E	E		E	G	E	X			E	E		
Butyl Carbitol		C	E	C	E		E	G		X	C					X		E	G
Butyl Cellosolve		X	E	X	G		E	X		X	C			X	X	X	E	E	E
Butyl Chloride		X	C				E	E		X								C	G
Butyl Ether		X	X	X	X		E	X		X	X		G			X		E	E
Butyl Ether Acetaldehyde		X	G				E	X		X		X						E	E
Butyl Ethyl Acetaldehyde		X	C	X	X			X		X	X					X		E	E
Butyl Ethyl Ether		X	X				E	E		X	G							E	E
Butyl Oleate		X	G	X	G		E	E		X	X					X			
Butyl Phenol						X								C	C				
Butyl Phthalate		X	G		E		E	C		X						X			E

\*\*\*Refer to the PVC and Thermoplastic Temperature/Pressure chart in this section.

(Continued on the following page)

# Hose and Chemical Table (Continued)

Refer to *Names and General Properties of Hose Materials* table.

**Key:** E = Excellent G = Good C = Conditional  
Blank = No Data X = Not Recommended

Chemical Or Material Conveyed	CPE	CSM	Chlorobutyl	Chloroprene	EPDM	EVA***	FEP/PTFE	FKM	MXLPE	Natural	Nitrile	Nylon	PU***	PVC***	PVC/PU***	SBR	TPV***	UHMWPE	XLPE
Butyl Stearate		X	X	X	X		E	E		X	G		G			X		E	E
Butylene		X	X	C	X		E	E		X	E	G	C	C	C	X		E	E
Butyraldehyde		X	G	X	C		E	X	G	X	X		X			X		E	E
Butyric Acid		C	G	X	G		E	G		X	X		G			X		E	E
Butyric Acid, 20%						X							C	C	C				
Butyric Anhydride		G	C				E			C	C							E	E
Butyraldehyde							E	X	G									E	E
Cadmium Acetate		E	E				E			X								E	E
Calcium Acetate		C	E	G			E	X		E	G		X			X		E	E
Calcium Aluminate		E	E				E	E		E	E							E	E
Calcium Bichromate		C	E				E												G
Calcium Bisulfate		E	G	E	G		E	E	E	C	E					C		E	E
Calcium Bisulfide				C	X		E	E		E	E	G	C			G		E	E
Calcium Bisulfite		E	E	E	E	E	E	E	E	E	E		E	E	E	E		E	E
Calcium Carbonate		E	E	E	E		E	E	E	E	E		E	E	E	E		E	E
Calcium Chlorate						E							G	E	E			E	E
Calcium Chloride	G	E	E	E	E	E	E	E		E	E	E	E	E	E	E		E	E
Calcium Hydroxide	G	G	E	E	E	E	E	E		E	E	E	E	E	E	E		E	E
Calcium Hypochlorite	G	E	E	C	E	G	E	E		X	X	X	X	E	E	X		C	C
Calcium Nitrate		E	E	E	E	E	E	E		E	E	E	X	E	E	E		E	E
Calcium Sulfate		E	E	E	E	E	E	E	E	E	E		E	E	E	E		E	E
Calcium Sulfide	X	E	E	E	E		E	E		X	E	E	E			X		E	E
Calcium Sulfite		E	E	E	E		E	E	E	E	E		E			E		E	E
Caliche Liquor		E	E	E	E		E	E	E	E	E					E		E	E
Cane Sugar Liquors		E	E	E	E	G	E	E	E	E	E			E		E		E	E
Caprylic Acid		G	C				E			C	C							E	E
Carbamide		E	G	G			E			E	G							E	E
Carbitol		G	E	C	G		E	G		X	G	E	X			G		E	E
Carbitol Acetate		X	G	X	G			X		X	X					X		E	E
Carbolic Acid	G	X	G	X	X		E	E		X	X	X	X			X	X	E	E
Carbon Bisulfide		X	X	X	X	X	E	E		X	X			X	X	X		E	E
Carbon Dioxide		G	G	G	G		E	G		G	E	E	E			G		E	E
Carbon Dioxide (AQ)						E							E	E	E				
Carbon Dioxide Gas, Wet						E							E	E	E				
Carbon Disulfide		X	X	X	X		E	X		X	X	X	X			X		E	C
Carbon Monoxide	G	E	E	E	E	G	E	E		C	E	E	G	E	E	G	E	E	E
Carbon Tetrachloride	C	X	X	X	X	X	E	E		X	C	X	X	X	C	X	X	G	E
Carbon Tetrafluoride		X	X	X	X		E			X	C					X		C	C
Carbonic Acid	X	E	E	G	E	G	E	G		E	G	G	E	C	G	G	X		E
Casein						E							E	E	E				
Castor Oil	G	E	G	E	G	C	E	E		E	E	G	G	E	E	E	C	E	E
Catsup														E					
Caustic Potash		E	E	G	E	C	E	C	E	E	E		C	E	E	G		E	E
Caustic Soda			E	E	E	G	E	G				G	C	E	E		E		
Cellosolve		G	E	X	E	C	E	C	E	G	X		G	C	G	G		E	E
Cellosolve Acetate		X	G	X	G		E	X		X	X	G	X			X		E	E
Cellugard		X	E	E	E		E	E		E	E	G	E			E			
Cellulube		X	G	X	E			C		C	X					X		E	E
Cetylic Acid	G	C	G	G	G		E	E		E	E	C	E			G	E		
China Wood Oil	C	E	X	E	X		E	E		X	E	G	C			X			
Chloracetic Acid						X							X	E	E				
Chloral Hydrate						C							G	E	E				
Chlordane		C	X	C	X			E		X	G	G	C			X			
Chloric Acid, 20%													X		E				
Chlorinated Hydrocarbons		X	X	X	X	X	E	E		X	X		X	X	X	X			
Chlorinated Solvents	X	X	X	X	X		E	E		X	X	X	X			X		X	G

\*\*\*Refer to the PVC and Thermoplastic Temperature/Pressure chart in this section.

(Continued on the following page)

# Hose and Chemical Table (Continued)

Refer to *Names and General Properties of Hose Materials* table.

**Key:** E = Excellent G = Good C = Conditional  
Blank = No Data X = Not Recommended

Chemical Or Material Conveyed	CPE	CSM	Chlorobutyl	Chloroprene	EPDM	EVA***	FEP/PTFE	FKM	MXLPE	Natural	Nitrile	Nylon	PU***	PVC***	PVC/PU***	SBR	TPV***	UHMWPE	XLPE
Chlorine Dioxide		C	X	X	X			E		X	X					X		G	G
Chlorine Gas		X	X	X	X		E	E		X	X					X			
Chlorine Gas, Dry						X							X	G	G				
Chlorine Gas, Moist						X							X	C	C				
Chlorine Water Solutions		X	X	X	X		E	C	E	X	X					X		G	E
Chlorine Water, 2%						G							C	G	G				
Chlorine Water, Saturated						E							C	C	C				
Chloroacetic Acid		G	G	X	G		E	G		X	X	X	X			X	X	E	E
Chloroacetone		X	X	C	E		E	X		X	X		X			X		E	E
Chlorobenzene						X	E	E	G				X	X	X			G	G
Chlorobenzene, Mono, Di, Tri		X	X	X	X		E	E	G	X	X	E	X			X	X	C	E
Chlorobutadiene		X	X	X	X			E		X	X					X		G	G
Chlorobutane		X	C				E	E		X	X		C					G	G
Chloroethylbenzene	X	X	X		X		E	E		X	X		G			X		E	E
Chloroform	X	X	X	X	X	X	E	G		X	X	X	X		X	X	X	E	C
Chloropentane		X	C				E	E		X						X		E	E
Chlorophenol		X	X	C	X		E	E	G	X	X					X		E	E
2-Chlorophenol	G	X	X	X	X		E	E		X	X	X	X			X	X		G
2-Chloropropane		X	X	X	X		E	E		X	X	X	X			X	X		E
Chloropropanone		X	C	X	C		E	X		X	X					X			E
3-Chloropropene		X	C	X	X		E	G		X	G					E			E
Chlorosulfonic Acid	X	X	X	X	X		E	X		X	X	X	X			X	X	X	X
Chlorothene		X	X	X	X		E	E	E	X	X					X		G	G
Chlorotoluene		X	X	X	X		E	E		X	X	E	X			X		G	G
Chlorox		G	G	G	G		E	E		X	G	X	X			X		E	G
Chlorosulfonic Acid						X							X	C	C				
Chrome Alum						E							E	E	E				
Chrome Plating Solutions		X	X	X	X					X	X					X			
Chromic Acid	X	X	G	X	X		E	E		X	X	X	X			X	X	X	E
Chromic Acid, 50%						C							X	C	C				
Chromium Trioxide	X	X	G	X	X		E	E		X	X	X	X			X	X		
Cider						E								E					
Cinnamene		X	X	X	X		E	G		X	X		C			X			
Citric Acid	X	E	E	E	E	E	E	C		E	E	G	E	E	E	E	E	E	E
Coal Oil		C	X	G	X		E	E		X	E	E	C				X	E	C
Coal Tar		X	X	C	X	X	E	E		X	G		C	X	X	X	X	E	E
Coal Tar Naphtha		X	X		X		E	E		X	X		X			X			E
Cobalt Chloride		E	E	E	E		E	E		E	E					E		E	E
Coconut Oil		C	G	C	G	C	E	E		X	E		C	G	E	X		E	E
Cod Liver Oil		G	E	G	E		E	E	E	X	E					X		E	E
Coke Oven Gas		X	X	X	X		C	E		X	X	C	X			X			E
Coolanol		G	X	G	X		E			X	E		X			X			
Copper Arsenate		E	E	E	E		E	E	E	E	E					E		E	E
Copper Chloride	X	G	E	G	E	E	E	E		G	E	X	G	E	E	E		E	E
Copper Cyanide		G	E	E	E	E	E	E		E	E	X	E	E	E	E		E	E
Copper Fluoride, 2%						E							E	E	E				
Copper Hydrate		G	E				E	C		C	G							E	
Copper Hydroxide		G	E				E	C		C	G					G			E
Copper Nitrate		E	E	E	E					E	E					E			
Copper Nitrate						E	E	E	E				E	E	E			E	E
Copper Sulfate	X	E	E	E	E	E	E	E		G	E	G	G	E	E	G		E	E
Copper Sulfide		E	E	E	E		E	E		C	E					E		E	E
Corn Oil		G	G	C	X		E	E		X	E	G	E	E	E	X	E	E	E
Cottonseed Oil	G	G	C	C	C	E	E	E		X	G	E	E	G	E	X		E	E
Creosote (Coal Tar)		X	X	X	X		E	E		X	G	X	C			X		E	E
Creosote (Wood)		C	X	G	X		E	E		X	E					X		E	E

\*\*\*Refer to the PVC and Thermoplastic Temperature/Pressure chart in this section.

(Continued on the following page)

# Hose and Chemical Table (Continued)

Refer to *Names and General Properties of Hose Materials* table.

**Key:** E = Excellent G = Good C = Conditional  
Blank = No Data X = Not Recommended

Chemical Or Material Conveyed	CPE	CSM	Chlorobutyl	Chloroprene	EPDM	EVA***	FEP/PTFE	FKM	MXLPE	Natural	Nitrile	Nylon	PU***	PVC***	PVC/PU***	SBR	TPV***	UHMWPE	XLPE
Cresols		X	X	X	X	X	E	E		X	X	X	X	X	X	X	X	E	G
Cresote						X								X	X			E	
Cresylic Acid		X	X	X	X		E	G		X	X	X	X			X		E	G
Cresylic Acid, 50%						X							X	X	C				
Crotonaldehyde		X	E	X	E		E	X		X	X		X			C		E	E
Crude Oil, Sour						X							E		C				
Crude Oil, Sweet						X							E		C				
Cumene		X	X	X	X		E	E		X	X		X			X		E	E
Cupric Carbonate		E	E	E			E	E		C	E							E	E
Cupric Chloride		E	E	G	E		E	E	E	C	E					C		E	E
Cupric Hydroxide		G	E				E	C		C	G								
Cupric Nitrate		E	E	E	E		E	E	E	G	E					C		E	E
Cupric Sulfate		E	E	E	E		E	E		G	E	G	X			E		E	E
Cutting Oil		G	X	G	X		E	E		X	E		E			X		E	E
Cyclohexane		X	X	X	X	C	E	E		X	G	E	E	X	X	X	X	E	E
Cyclohexanol		G	X	G	X	E	E	E		X	G	E	C	X	X	X	X	E	E
Cyclohexanone		X	X	X	C	E	E	X		X	X	E	X	X	X	X	X	E	X
Cyclopentane		X	X	E	X		E	E		X	G							E	E
Cyclopentanol		X	X					G		X	G					X		E	E
Cyclopentanone		X	X				E	X		X	X							E	E
Cyclopentyl Alcohol		X	X					G		X	G					X		E	E
P-Cymene	X	X	X	X	X		E	E		X	X		X			X		E	E
DDT In Deionized Kerosene		X	X	C	X		E	E	G	X	E	E	G			X		E	E
Decahydronaphthalene		X	X	X	X		E	E		X	X	E	X			X	X		
Decahydroxynaphthalene	C																		
Decalin		X	X	X	X		E	E	X	X	X	G	X			X	X	X	E
Decane		X	X	X	X			A		X	G					X		E	E
1-Decanol		E	X	X	X		E	G		X	E		E			X			E
Decyl Alcohol		E	X	X			E	G		X	E							E	E
Decyl Aldehyde		X	C				E	X		X								E	E
Decyl Butyl Phthalate		X	E				E	C		X	X							E	E
Decyl Carbinol		E	E				E	G		E	E								
Developing Fluid, Photo		E	G	E	G		E	E		E	E	E				G		E	E
Dextrin						E							E	E	E				
Dextron		X	X	G	X			E		X	E		G			X			
Dextrose						E							E	E					
Diacetone Alcohol		X	E	X	E		E	X		X	X		X			X		E	C
Diacetylmethane	G	X	E	X	E		E	X		X	X		X			X	E		
Diallylphthalate	G																		
Diammonium Phosphate	E	E	E	E	E		E	E		E	E	E				E			
Diamyl Napthalene		X	E				E	C		X									E
Diamyl Phenol		X	X				E	E		X	X					X			E
Diamylamine		C	E		E		E	X		G	G		X			X			
Diamylene		X	X	X			E	E		X	C	G							E
Diazo Salts						E								E	E				
Dibenzyl Ether		X	G	X	C		E	X		X	X		G			X		E	E
Dibenzylsebacate		X	G	X	G		E	G	E	C	X					X		E	E
Dibromobenzene		X	X				E	E		X								G	E
Dibromomethane		X	X	X	C		E	G		X	X						X		
Dibutyl Ether		X	X	X	X		E	X		X	X		X			X		E	E
Dibutyl Phthalate		X	C	X	E		E	C		X	X	E	X			X		E	E
Dibutyl Sebacate		X	G	X	G		E	E		X	X		X			X		E	E
Dibutylamine		X	X	X	X		E	X		X	X		X			X		E	
Dicalcium Phosphate		E	E				E	E		E	E								E
Dichloro Difluoro Methane	C	E	X	G	C		E	G		X	C		G			E	X		
Dichloro Ethylene		X	C	X	X		E	G				C	C				X		

\*\*\*Refer to the PVC and Thermoplastic Temperature/Pressure chart in this section.

(Continued on the following page)

# Hose and Chemical Table (Continued)

Refer to *Names and General Properties of Hose Materials* table.

**Key:** E = Excellent G = Good C = Conditional  
Blank = No Data X = Not Recommended

Chemical Or Material Conveyed	CPE	CSM	Chlorobutyl	Chloroprene	EPDM	EVA***	FEP/PTFE	FKM	MXLPE	Natural	Nitrile	Nylon	PU***	PVC***	PVC/PU***	SBR	TPV***	UHMWPE	XLPE
Dichloroacetic Acid		X	C				E	X		G			C					E	E
Dichlorobenzene						X								X	X				
Ortho-Dichlorobenzene		X	X	X	X		E	E		X	X	E	X			X	X		
P-Dichlorobenzene		X	X	X	X		E	E	G	X	X					X		X	X
Para-Dichlorobenzene		X	X	X	X		E	E		X	X		X			X			G
Ortho-Dichlorobenzol		X	X	X	X		E	E		X	X	E	X			X	X		X
Dichlorobutane		X	X	X	C		E	E		X	G		X			X		E	G
Dichloroethane	X	X	C	X	X		E	G		X	X	C	X			X	X		E
Dichloroethyl Ether		X	X				E			X	X					X			E
Dichloroethylene		X	X	X	X		E	E	X	X	X					X		C	C
Dichlorohexane		X	X				E	E		X								E	E
Dichloroisopropyl Ether		X	C	X	C			C		X	X					X		E	E
Dichloromethane		X	X	G	C		E	G		X	X	C				X	X	E	E
Dichloropentane		X	X	X			E	E		X	X		X			X		E	E
Dichloropropane		X	X	X			E	E		X	X							E	E
Dichloropropene							E	E										E	E
Dichlorotoluene	X																		
Diesel Oil	E	C	X	C	X		E	E		X	E	E	C	C	C	X	X	E	G
Diethanolamine		C	E		E		E			G		G				X		E	E
Diethyl Benzene		X	X	X	X		E	E	G	X	X					X		E	E
Diethyl Ether		X	X	X	X	X	E	X		X	X	E	E	X	X	X	E	G	
Diethyl Ketone		X	G	X	E		E	X		X									G
Diethyl Oxalate		X	X	X	X		E			X	X								E
Diethyl Phthalate		X	E				E	C		X								E	E
Diethyl Sebacate		C	G	X	G		E	G		X	X		X			X	E		
Diethyl Sulfate		X	G	E	E		E	X		X	X		X			E			
Diethyl Triamine		C	E				E			G	G								
Diethylamine		X	G	G	G					G	C					G			
Diethylamine		C	G	G	G		E	X		G	C		C			G		E	C
Diethylbenzene		X	X	X	X		E	E		X	X		X			X		E	E
Diethylene Dioxide		X	G	X	G		E	X	E	X	X					X		E	E
Diethylene Glycol		E	E	E	E	G	E	E		E	E	E	X	G	G	E		E	E
Diethylene Oxide			X		E		E												
Diethylene Triamine		C	E		E		E			G			X			X	E	E	
Diglycolic Acid						E								E	E				
Dihydroxy Diethyl Ether		E	E	E	E		E	E	E	E	E					E		E	E
Dihydroxy Succinic Acid		E	G	C	G		E	E		E	G		E					E	E
Diisobutyl Ketone		X	G	X	E		E	X		X	X		X			X		E	E
Diisobutylene		X	X	C	X		E	E		X	E		X			X		E	E
Diisodectyl Phthalate		X	E		E		E	C		X						X		E	E
Diisodecyl Phthalate		X	E	X	E		E	C		X	X			X					
Diisooctyl Adipate		X	E	X	E		E	C		X	X					X		E	E
Diisooctyl Phthalate		X	E		G		E	C		X								E	E
Diisopropanolamine		C	E				E			G	G								
Diisopropyl Benzene		X	X	X	X		E	E	G	X	X					X		E	E
Diisopropyl Ether		C	X	X	X		E	X		X	G		G			X			E
Diisopropyl Ketone		X	E	X	E		E	X		X	X		X			X			E
Dilauryl Ether		C	D	X	X		E	C	G	X	C					X		E	E
Dimethyl Phenols (DMP)		X	X	X	X		E	X	E	X	X					X		C	C
Dimethyl Phthalate		X	G	X	G		E	G	E	X	X		X			X	G	E	E
Dimethyl Sulfate		X	G	X	X		E	X	X	X	X					X		E	X
Dimethyl Sulfide		X	C	X	X		E	C	E	X	X					X		G	G
Dimethylamine		X	G	X	X	X	E	X			X	E	X	X	X			E	X
Dimethylaniline	C	X	X	X	G		E	X			X		X			X		G	G
Dimethylbenzene	C	X	X	X	X		X	E			X	G	X			X	X	E	
Dimethylbutane	G																		

\*\*\*Refer to the PVC and Thermoplastic Temperature/Pressure chart in this section.

(Continued on the following page)



# Hose and Chemical Table (Continued)

Refer to *Names and General Properties of Hose Materials* table.

**Key:** E = Excellent G = Good C = Conditional  
Blank = No Data X = Not Recommended

Chemical Or Material Conveyed	CPE	CSM	Chlorobutyl	Chloroprene	EPDM	EVA***	FEP/PTFE	FKM	MXLPE	Natural	Nitrile	Nylon	PU***	PVC***	PVC/PU***	SBR	TPV***	UHMWPE	XLPE
Dimethylcarbinol		E	E	E	G		E	E		E	G							E	
Dimethylformamide (DMF)		C	C	C	C		E	X	E	C	X					C		E	E
Dimethylketone	G	X	E	X	E		E	X			X	E	X			C	E	E	E
Dinitrobenzene		X	C	C	C		E	E	G	X	X					X		E	E
Dinitrotoluene		X	X	X	X		E	G	E	X	X					X		E	E
Diocetyl Adipate (DOA)		X	E	X	G		E	C		X	X							E	E
Diocetyl Phthalate (DOP)		X	G	X	G	G	E	G		X	X	E	X	X	X	X		E	E
Diocetyl Sebacate (DOS)		X	G	X	G		E	G	E	X	X					X		E	E
Dioxalanes		X	X	X	G		E	X	G	X	X		X			X		E	E
Dioxane		X	G	X	G		E	X		X	X	E	X			X		E	E
1,4 Dioxane		X	G	X	G		E	X		X	X	E	X			X	X		E
Dipentene		X	X	X	X		E	E		X	G		X			X			
Dipentylamine		C	E		E		E	X		G	G		X			X			
Diphenyl		X	X	X	X			A		X	X					X		E	E
Diphenyl Oxide		C	X	X	X			A		X	X					X		E	E
Di-P-Mentha-1,8-Diene		X	X	X	X		E	E		X	G		X			X			
Dipropyl Ketone		X	G	X	G		E	X	E	X	X					X		E	E
Dipropylamine		C	E				E			G	G								
Dipropylene Glycol		E	E				E	E		E	E								
Disodium Phosphate		E	E		E	E	E	E		E	E		E	E	E			E	E
Divinyl Benzene		X	X				E	E		X						X		E	E
Dodecyl Benzene		X	X	X	X		E	E	G	X	X					X		E	E
Dodecyl Toluene		X	X	X	X		E	E	G	X	X					X		E	E
Dowell Inhibitor	G																		
Dowfax 2A1 Solvent	E																		
Dowfax 2A1 TA	E																		
Dowfax 6A1 Solvent	G																		
Dowfax 6A1 Ta	E																		
Dowfume W 40, 100%		C	D	C	C			C		X	X					X		G	G
Dow-Per		X	X	X	X		E	E	G	X	C					X		E	E
Dowtherm A & E	X	X	X	X	X		E	E	E	X	X	X	X			X		E	E
Dowtherm S.R.I.		E	E	E	E		E	E	E	E	E					E		E	E
Dry Cleaning Fluids		X	X	X	X		E	E			C	E	X			X		G	X
Ducgkirieobaane			X																
Duro AW16, 31					X		E				E	E							
Duro FR-HD					X		E				E	E							
Epichlorohydrin		C	C	X	G		E	X	G	X	X					X		G	G
Ethanoic Acid	E	C	G	G	E		E	X		X	C	X	X			G	C	E	E
Ethanolamine		X	G	G	G		E	X		G	G	E	C			X		E	E
Ethanol (Ethyl Alcohol)	G	E	E	E	E		E	C		E	E	G	X			E	E	E	E
2 (2Aminoethylamino) Ethanol		G	E							G	G								
2 (2Ethoxyethoxy) Ethanol		X	G	X	G		E	X		X	X	E	X			X	X		
2-Ethoxyethanol		X	G	X	G		E	X		X	X		X			X	X		
Ethers	G	X	X	X	C	X	E	X		X	X	E	X	X	C	X		C	
Bis (2-Chloroethyl) Ether		X	X				E			X	X					X			
Ethyl Acetate	G	X	G	X	E	C	E	X		X	X	E	X	X	C	X	E	E	G
2-Ethoxyethyl Acetate	X	X	G	X	G		E	X		X	X	G	X			X	X		
2 (2Ethoxyethoxy) Ethyl Acetate	X	X	G	X	X		E	X		X	X		X			X	X		
Ethyl Acetoacetate		X	G	X	G		E	X		C	X					C		E	E
Ethyl Acetone		X	G	X	G		E	X		X	X					X			
Ethyl Acrylate		X	G	X	G		E	X		X	X		X	X	X	X		E	G
Ethyl Alcohol (Ethanol)	G	E	E	E	E		E	E		E	E	G	X			E	E	E	E

\*\*\*Refer to the PVC and Thermoplastic Temperature/Pressure chart in this section.

(Continued on the following page)

# Hose and Chemical Table (Continued)

**Key: E = Excellent G = Good C = Conditional  
Blank = No Data X = Not Recommended**

Refer to *Names and General Properties of Hose Materials* table.

Chemical Or Material Conveyed	CPE	CSM	Chlorobutyl	Chloroprene	EPDM	EVA***	FEP/PTFE	FKM	MXLPE	Natural	Nitrile	Nylon	PU***	PVC***	PVC/PU***	SBR	TPV***	UHMWPE	XLPE
Ethyl Alcohol, 1%-50%						G								G	G				
Ethyl Alcohol, 50%-98%						C								C	C				
Ethyl Aldehyde	E	C	G	X	E		E	C		X	X	G	X			E	E	E	E
Ethyl Aluminum Dichloride		X	X				E	G		X	X								G
Ethyl Benzene		X	X	X	X		E	E		X	X		X			X		E	X
Ethyl Benzoate		C	G	C	G		E	C		X	G					X		E	E
Ethyl Bromide		X	X	X	X		E	E		C	G		X			X			X
Ethyl Butanol		E	E	E	E		E	G	E	E	E							E	E
Ethyl Butyl Acetate		G	E				E	X		X	X							E	E
Ethyl Butyl Ketone		X	G				E	X		X	X								E
2-Ethyl (Butyraldehyde)		X	G				E	X		X	X								E
Ethyl Cellulose		G	G	G	G		E	X		G	G	C	G			G		E	E
Ethyl Chloride	X	C	E	X	E	X	E	E		C	E	E	C	X	X	G	X	G	C
Ethyl Dichloride		X	X	X	X		E	G	G	X	X		X			X		G	G
Ethyl Diisobutylthio-Carbamate										E								E	
Ethyl Ether	G	X	X	X	X	X	E	X		X	X	G	C	X	X	X		C	C
Ethyl Formate		G	G	G	G		E	E		X	X					X		E	E
Ethyl Hexanol		E	E	E	E		E	G	E	E	E					E		E	E
2-Ethyl-1-Hexanol		E	G	E	E		E	E		G	E		X			E	E		E
2-Ethylhexanoic Acid		G	C				E			C	C								
2-Ethylhexyl Acetate		G	E				E	X		X	X								
Ethyl Iodide		X	C	X	C		E	G		X	X							G	E
Ethyl Methyl Ketone		X	G	X	G		E	X	E	C	X					X		E	E
Ethyl Oxalate		X	X	X	C		E	E		C	X		E			X		E	E
Ethyl Phthalate		X	E				E			X	X							E	
Ethyl Propyl Ether		X	X	X	X			C	E	X	X					X		E	E
Ethyl Propyl Ketone		X	G	X	G		E	X	G	X	X					X		E	E
Ethyl Silicate		G	E	E	E		E	E		G	E		X			G		E	E
Ethyl Sulfate		X	G	D	G		E	X	E	X	X					X		E	E
Ethylamine		C	G	X	E		E	X		C	X	E	X			C		E	E
Ethylene		C	X	G	X		E	E		X	E					X		E	E
Ethylene Bromide		X	X	X	X	X	E	E	G	X	X		X	E	X	X		G	G
Ethylene Chloride	X	C	C	X	X	X	E	G	G	X	X	G	X	X	X	X	X	C	X
Ethylene Chlorohydrin		C	G	G	G		E	E		C	X	E						E	E
Ethylene Diamine		G	E	E	E		E	X		G	G	E	X			G		E	E
Ethylene Dibromide		X	X	X	C		E	G		X	X		X			X		G	G
Ethylene G Monobutyl Ether		C	E	C	E		E	X		X	C		X			X			E
Ethylene G Monoethyl Acetate		X	E	X	E		E	E		C	C		X						
Ethylene G Monohexyl Ether																			E
Ethylene G Monomethyl Ether		G	E	E	G		E	X		X	C								E
Ethylene Glycol	G	E	E	E	E	E	E	E		E	E	E	G	E	E	E	E	E	E
Ethylene Oxide	X	X	X	X	C	X	E	X		X	X	E	X	X	X	X		E	G
Ethylene Trichloride		X	X	X	X		E	E	G	X	C					X		G	G
Fatty Acids		C	X	G	X	C	E	E		X	E	E	C	E	E	X	X	E	E
Ferric Bromide		E	E				E	E		E	E							E	E
Ferric Chloride	X	E	E	E	E	E	E	E		E	E	X	E	E	E	E		E	E
Ferric Nitrate		E	E	E	E	E	E	E		E	E	E	E	E	E	E		E	E
Ferric Sulfate	X	E	E	E	E	E				E	E		E	E	E	E			
Ferrous Acetate		E	E				E	X		X	X								E
Ferrous Ammonium Sulfate		E	E	E	E			A		E	E					E		E	E
Ferrous Chloride		G	G	G	E	E	E	E		E	E	E	G	E	E			E	E
Ferrous Hydroxide		G	E	E	E		E	C	E	G	G					C		E	E
Ferrous Sulfate		E	E	E	E	E	E	E		E	E	G	E	E	E	E		E	E
Fish Oil		E	E	E	X		E	E		X	E					X		E	E
Fish Solubles						E							E	E	E				
Fluoboric Acid		E	G	E	E		E	E		E	E		X			E		C	C

\*\*\*Refer to the PVC and Thermoplastic Temperature/Pressure chart in this section.

(Continued on the following page)

# Hose and Chemical Table (Continued)

Refer to *Names and General Properties of Hose Materials* table.

**Key:** E = Excellent G = Good C = Conditional  
Blank = No Data X = Not Recommended

Chemical Or Material Conveyed	CPE	CSM	Chlorobutyl	Chloroprene	EPDM	EVA***	FEP/PTFE	FKM	MXLPE	Natural	Nitrile	Nylon	PU***	PVC***	PVC/PU***	SBR	TPV***	UHMWPE	XLPE
Fluorine		X	X	X	E		G	E		X	X	X	X	X	X			C	X
Fluorine Gas, Dry						X							X	X	X				
Fluorine Gas, Wet						X							X	X	X				
Fluoroboric Acid						E							E	E	E				
Fluorosilic Acid		E	E	E	E	G	E	C	E	E	E		X	E	E	G	C	C	G
Foric Acid						E							X	E	E				
Formaldehyde	G	G	E	G	E		E	E			C	G	X			C	E	E	E
Formaldehyde (40% AQ)						E								X	G				
Formalin	G	G	E	G	E		E	E			C	G	X			C	E	E	E
Formamide		E	E	E	E		E	X	E	E	E					E	E	E	E
Formic Acid	X	E	E	E	E	E	E	X		C	C	X	X			E	E	E	E
Freon 11		E	X	G	X			E		G	E					X		E	E
Freon 12	C	E	C	E	C	G	E	G		C	E	E	E	C	G	E	X		E
Freon 13		E	E	E	E			E		E	E					E		E	E
Freon 21		X	X	G	X			X		X	X					E		E	E
Freon 22	C	E	X	E	E		E	C		C	X	G	X			E	X		E
Freon 31		G	E	E	E			X		G	X					G		E	E
Freon 32		E	E	E	E			C		E	E					E		E	E
Freon 112		G	X	G	X			E		X	G					X		E	E
Freon 113		E	X	E	X		E	G		X	E	E	G			G	X	E	
Freon 114		E	E	E	E			G		E	E					E		E	E
Freon 114B2		E	X	E	X			G		X	G					C		E	E
Freon 115		E	E	E	E			G		E	E					E		E	E
Freon 13B1		E	E	E	E			E		E	E					E		E	E
Freon 142B		E	E	E	E			X		E	E					E		E	E
Freon 152A		C	E	E	E			X		E	E					E		E	E
Freon 218		E	E	E	E			E		E	E					E		E	E
Freon 502			E	E	E			G		E	G	E				E		E	E
Freon BF		G	X	G	X			E		X	G					X		E	E
Freon C316		E	E	E	E			E		E	E					E		E	E
Freon C318		E	E	E	E			E		E	E					E		E	E
Freon MF		B	X	C	X			E		X	E					G		E	E
Freon TA		E	E	E	E			C		E	E					E		E	E
Freon TC		E	E	E	G			E		X	E					G		E	E
Freon TF		E	E	E	E			E		C	E					G		E	E
Freon TMC		G	G	G	G			E		G	G					C		E	E
Freon T-P35		E	E	E	E			E		E	E					E		E	E
Freon T-WD 602		G	E	G	G			E		C	E					G		E	E
Fructose						E							E	E					
Fruit Juices & Pulps						E							E	E					
Fuel Oil	E	C	X	G	X	X	E	E	E	X	E	G	C	G	G	X		E	E
Fumaric Acid		G	X	G	X		E	E	E	E	E					E		E	E
Furaldehyde	E	C	E	C	G		E	X		X	X	C	X			X	E		
Furan		X	X	X	X		E	C		X	X		X			X			
Furfural	E	C	E	C	G	X	E	X		X	X	E	X	X	X	X	E	E	E
Furfuryl Alcohol		X	G	X	G	X	E	C		X	X	G	X			X	E	E	C
Galic Acid		G	G	G	G	E	E	E		E	G	G	X	E	E	G		E	C
Gallotannic Acid		E	G	E	E		E	E		E	E	E	E					E	E
Gas, 100 Octane		X	X	C	X					X	E					X			
Gas, Coal				E	E			E			X	E	G						
Gas, Coke Oven													G	G	G				
Gas, Natural, Dry						X							C	C	C				
Gas, Natural, Wet						X							C	C	C				
Gasoline	E	X	X	X	X	X	E	G	G	X	E	G	C	X	X	X		G	G
Gasoline, 100 Octane							E	E				G	C	C	C		X	C	
Gasoline, Sour						X							E	C	G				

\*\*\*Refer to the PVC and Thermoplastic Temperature/Pressure chart in this section.

(Continued on the following page)

## Hose and Chemical Table (Continued)

Refer to *Names and General Properties of Hose Materials* table.Key: E = Excellent G = Good C = Conditional  
Blank = No Data X = Not Recommended

Chemical Or Material Conveyed	CPE	CSM	Chlorobutyl	Chloroprene	EPDM	EVA***	FEP/PTFE	FKM	MXLPE	Natural	Nitrile	Nylon	PU***	PVC***	PVC/PU***	SBR	TPV***	UHMWPE	XLPE
Gelatin		E	E	E	E		E	E	E	E	E					E		E	E
Gelatine						E							E	E	E				
Glacial Acrylic Acid																			E
Gluconic Acid		G	C				E			X	C							E	
Glucose		E	E	G	E	E	E	E		E	E	E	C	E	E	E		E	E
Glue		E	G	E	E	E	E	C	E	G	E					E	G	E	E
Glycerine	E	E	E	E	E	E	E	E		E	E	E	C	E	E	E		E	E
Glycerol	E	E	E	E	E		E	E		E	E	E	C			E	X	E	E
Glycogenic Acid		G	C				E			X	C								
Glycolic Acid, 30%						E							X	E	E				
Glycols		E	E	E	E	E	E	E	E	E	E	E	X	E	E	E	G	E	E
Glyconic Acid		G	C				E			X	C							E	
Glycyl Alcohol	E	E	E	E	E		E	E		E	E	G	C	E	E	E	X		
Grease													E	E	E				
Grease, Petroleum Base	E	X	X	C	X		E	E		X	E	E	E	E	E	X	X	E	G
Green Liquor						E													
Green Sulfate Liquor		G	E	G	E		E	E		G	G	X	E			G		E	E
Halon 1211				E							E								
Halowax Oil		X	X	X	X		E	E	E	X	X					X		E	E
Helium		E	E	E	E		E	E		E	E	E	E			E			
1-Hendaconal	E																		
Heptachlor In Petroleum Solvents		X	X	G	X		E	E	G	X	G					X		E	E
Heptachlor In Petroleum Solvents, Water Spray		X	X	G	X			E		X	G					X		E	E
Heptaldehyde		X	X				E	X		X	E								
Heptanal		X	X				E	X		X	E							E	E
Heptane	E	G	X	G	X	X	E	E		X	E	E	G	C	G	X		E	G
Heptane Carboxylic Acid		G	C				E			X	C								
Heptanoic Acid	E																		
Heptanone	C																		
Hexadecanoic Acid	G	C	G	G	G		E	E		E	E	C	E			G	E		
Hexadecanol						X													
Hexaldehyde		C	G	E	E		E	X		X	X		G			X		E	E
Hexane		E	X	E	X		E	E		X	E	E	G	C	C	X	E	E	G
Hexanol		G	C	G	G		E	E		E	G	E	X			E		E	E
Hexanol, Tertiary						C							G	C	C				
Hexene		G	X	G	X		E	E		X	G		G			X			E
Hexyl Alcohol		G	C	G	G		E	G		E	G	E	X			E		E	E
Hexyl Methyl Ketone		X	G				E	X		X	X								E
Hexylamine		C	G				E	X		C	C								
Hexylene		X	X	G	C		E	E		X	E					X		G	G
Hexylene Glycol		E	E	E	C		E	E		E	E								
Histowax	E																		
Hydraulic Fluid, Petroleum	E	G	X	G	X		E	E	E	X	E	E				X	X	E	E
Hydraulic Fluid, Phosphate Ester Base		X	E	X	E		E	X	E	X	X					X		E	E
Hydraulic Fluid, Poly Alkylene Glycol Base		E	E	E	E			E		G	E					G		E	E
Hydrazine		G	E	G	E		E	E		X	G	X				G			E
Hydrobromic Acid	X	E	E	X	E		E	E		E	X	X	X			X		E	E
Hydrobromic Acid, 20%						G							X	E	E				
Hydrochloric Acid	X	C	E	C	C		E	C	E	C	C	X	C			X	E	E	E
Hydrochloric Acid, 10%						E							X	E	E				
Hydrochloric Acid, 48%						G							X	E	E				
Hydrocyanic Acid	X	E	G	G	E		E	E		G	G	G	X			G	E	E	E

\*\*\*Refer to the PVC and Thermoplastic Temperature/Pressure chart in this section.

(Continued on the following page)

# Hose and Chemical Table (Continued)

Refer to *Names and General Properties of Hose Materials* table.

**Key:** E = Excellent G = Good C = Conditional  
Blank = No Data X = Not Recommended

Chemical Or Material Conveyed	CPE	CSM	Chlorobutyl	Chloroprene	EPDM	EVA***	FEP/PTFE	FKM	MXLPE	Natural	Nitrile	Nylon	PU***	PVC***	PVC/PU***	SBR	TPV***	UHMWPE	XLPE
Hydrofluoric Acid	X	E	G	C	C		E	G		C	C	X	X			C	X	E	E
Hydrofluoric Acid, 60%						E							X	G	G				
Hydrofluosilicic Acid	X	E	E	G	E		E	E		E	G	X	C	G	G	G		G	E
Hydrogen						C							C	C	C				
Hydrogen Bromide, Dry						E													
Hydrogen Chloride, Anhydrous	E											X						E	E
Hydrogen Chloride, Dry						E													
Hydrogen Cyanide						C							X	C	C				
Hydrogen Dioxide, 10%		G	C	X	G		E	E		G	C	X						E	E
Hydrogen Gas	C	E	E	E	E		E	E		G	E	E	E			G		E	E
Hydrogen Peroxide, 3%		C	C	C	E		E	E	E	X	C					X		E	E
Hydrogen Peroxide, 10%		E	G	X	G	G	E	E		G	C	C	G	E	E	C		G	G
Hydrogen Peroxide, 30%	X	X	X	X	C	G	E	E	E	X	X	X	C	E	E	X		E	E
Hydrogen Peroxide, 50%						X							C	E	E				
Hydrogen Peroxide, 90%	X	X	X	X	C	X	E	G		X	X	X	C	X	X	X		G	G
Hydrogen Phosphide						E								E	E				
Hydrogen Sulfide (AQ)						E								E	E				
Hydrogen Sulfide, Dry						E								E	E				
Hydrogen Sulfide, Wet	X	E	E	E	E		E	C		X	C	C	C			X		E	E
Hydroquinone		C	G	X	G	E	E	X	E	G	X		E	E	E	G		E	E
Hydroxy Benzene		C	G	X	C		E	E		X	X		C						
2-Chloro-1-Hydroxy-Benzene	C																		
Hydroxyisobutyronitrile	E																		
Hydroxytoluene	E																		
Hypochlorous Acid		E	G	G	G	C		E		G	X		C	E	E	G		E	E
Hyvar XI					E														
Iminodi-2-Propanol	E																		
Iminodiethanol	E																		
Ink Oil, Linseed Oil Base		G	G	G	G		E	E	G	X	G					X		E	E
Inks						E													
Insulating Oil		X	X	G	X		E	E	E	X	E					X		E	E
Iodine		G	G	X	G		E	E		X	G	X	X			G		E	X
Iodine in Alcohol						X							X	X	X				
Iodine Pentafluoride		X	X	X	X		E	X		X	X		X			X		C	C
Iodoform				X	X					X	E					X			
IRM-902	E	X	X	G	X		E	E		X	E	E	G			X	X	E	E
IRM-903		G	X	C	X		E	E		X	E	E	E			X	X	E	E
Iron Acetate		X	E	X	G		E	X	E	X	X					X		E	E
Iron Hydroxide		G	E	E	G		E	C	E	C	G					C		E	E
Iron Salts		E	E	E	E		E	E	E	E	E					E		E	E
Iron Sulfate		E	E	E	E		E	E	E	E	E					E		E	E
Iron Sulfide		E	E	E	E		E	E	E	E	E					E		E	E
Isobutane	G	E	E	E	E		E	G		E	G					E		E	E
Isobutyl Acetate		X	E	X	G		E	X	G	X	X					X		E	E
Isobutyl Aldehyde		X	G	X	G		E	X		C	X					X		E	E
Isobutyl Chloride		X	X	X	X		E	G	G	X	X					X		G	G
Isobutyl Ether		X	X	X	X		E	X		X	X					X		E	E
Isobutylamine		C	E				E	X		C	X								
Isobutylbromide		X	X				E	G		X	X								
Isobutylcarbinol		E	E	E	E		E	E		E	E		C						
Isobutylene		X	X	X	X		E	E	G	X	E					X		E	E
Isocyanates								G		G	G							E	E

\*\*\*Refer to the PVC and Thermoplastic Temperature/Pressure chart in this section.

(Continued on the following page)

# Hose and Chemical Table (Continued)

Refer to *Names and General Properties of Hose Materials* table.

**Key:** E = Excellent G = Good C = Conditional  
Blank = No Data X = Not Recommended

Chemical Or Material Conveyed	CPE	CSM	Chlorobutyl	Chloroprene	EPDM	EVA***	FEP/PTFE	FKM	MXLPE	Natural	Nitrile	Nylon	PU***	PVC***	PVC/PU***	SBR	TPV***	UHMWPE	XLPE
Isomyl Acetate		X	E	X	G		E	X	G	X	X					X		E	E
Isomyl Alcohol		E	E	E	E		E	E	E	E	E					E		G	E
Isomyl Bromide		X	X	X	X		E	G		X	X					X		G	G
Isomyl Butyrate		X	C	X	C		E	X	G	X	X					X		G	G
Isomyl Chloride		X	C	X	X		E	G	G	X	X					X		G	G
Isomyl Ether		X	X	X	X		E	X		X	X					X		E	E
Isomyl Phthalate		X	E	X	G		E	C		X	X					X		E	E
Isooctane	E	G	X	G	X		E	E		X	E	E	G	C	C	X	X	E	E
Isopentane		X	X	E	X		E	E	G	X	E					X		G	G
Isopropyl Acetate		X	G	X	G		E	X		X	X	G	X	X		X		E	E
Isopropyl Alcohol (Isopropanol)		E	E	G	E	E	E	E		E	E	E	X	E	E	E		E	E
Isopropyl Amine		C	E	E	G		E	E	G	G	G					C		E	E
Isopropyl Benzene		X	X	X	X		E	E	G	X	X					X		E	E
Isopropyl Chloride		X	X	X	X		E	G		X	X					X		E	G
Isopropyl Ether		C	X	X	X		E	X		X	G	E	G			X		E	E
Isopropyl Toluene		X	X	X	X		E	E		X	X					X		E	E
Jelly															E				
Jet Fuels (JP1-JP6)		X	X	X	X		E	E		X	E	C	C	X	X	X	X	E	E
JP-4 Oil		X	X	X	X		E	E		X	E	C	C			X	X		
Kerosene	G	X	X	C	X	X	E	E		X	E	E	G	X	C	X	X	E	E
Ketones	G	C	G	X	E	C	E	X		C	X	E	X	X	X	G	X	C	X
Kraft Liquor						G								E	E				
Lacquer Solvents	C	X	X	X	X	C	E	X		X	X	E	X	X	X	X		G	G
Lacquers		X	C	X	X		E	X	E	X	X					X		G	G
Lactic Acid, 28%						E							C	E	E				
Lactic Acid, Cold	X	E	E	E	E		E	E		E	E	E	G			E		E	E
Lactic Acid, Hot		C		X	X		E	E		X	X	X				X			
Lard		G	C	G	G	G	E	E		X	E	E	C	E	E	X	E	E	E
Lauric Acid													C	E	E				
Lauryl Alcohol		E	E	E	E		E	G	E	E	E					E		E	E
Lauryl Chloride						C							E	E	E				
Lauryl Sulfate						X								E	E				
Lavender Oil		X	X	X	X		E	E		X	G		X			X		G	G
Lead Acetate		C	E	G	E	E	E	E		E	G	G	C	E	E	X		E	E
Lead Arsenate						E								E	E				
Lead Nitrate		C	E	E	E	E	E	E		E	E			E	E	E		E	
Lead Sulfamate		G	E	E	E			E		G	G					G		E	E
Lead Sulfate		E	E	G	E		E	E		E	E	G						E	E
Lead Tetra-ethyl						E								E	E				
Lemon Juice														E	E				
Ligroin		X	X	E	X		E	E	G	X	E					X		E	E
Lime		E	E	E	E		E	E		E	E	E	G						E
Lime Bleach		G	E	G	E		E	E		E	E	G				E			
Lime Sulfur						G								E	E				
Lime Sulfur, Wet		G	E	E	C		E	E		C	E	G						E	E
Lime Water		E	E	E	E					X	C					X		E	
Limonene		X	X	X	X		E	E		X	X								
Lindol		G	E	X	E			E		X	X					X		E	E
Linoleic Acid		X	X	C	X		E	G		X	G		C	E	E	X		E	E
Linseed Oil	G	G	G	E	C	C	E	E		X	E	E	G	E	E	X		E	C
Liquid Soap		E	E	E	E		E	E	E	E	E					E		E	E
Liquors, Chemical						E								E	E				
Lubricating Oils, SAE	G	X	X	C	X	X	E	E		X	E	E	E	G	G	X	X	E	X
Lye		E	E	E	E			X		E	G					G		E	E
Lye Solutions	C	E	E	E	E		E	G		E	C	G	G			G	C	E	E
Magnesium Acetate		E	E	X	E		E	X		X	X		X			X			E

\*\*\*Refer to the PVC and Thermoplastic Temperature/Pressure chart in this section.

(Continued on the following page)

# Hose and Chemical Table (Continued)

Refer to *Names and General Properties of Hose Materials* table.

**Key:** E = Excellent G = Good C = Conditional  
Blank = No Data X = Not Recommended

Chemical Or Material Conveyed	CPE	CSM	Chlorobutyl	Chloroprene	EPDM	EVA***	FEP/PTFE	FKM	MXLPE	Natural	Nitrile	Nylon	PU***	PVC***	PVC/PU***	SBR	TPV***	UHMWPE	XLPE
Magnesium Carbonate		E	E	E	E	E	E	E	E	E	E	E	E	E	E	E	E	E	E
Magnesium Chloride	G	E	E	E	E	E	E	E	E	E	E	E	E	E	E	E	E	E	E
Magnesium Hydrate		E	E	G	E	E	E	G		E	G	E	E	E	E		E	E	E
Magnesium Hydroxide	G	E	E	E	E	E	E	E		E	E	E	C	E	E	G		E	E
Magnesium Nitrate		E	E	E	E	E	E	E	E	E	E	E	E	E	E	E		E	E
Magnesium Sulfate	G	E	E	E	E	E	E	E		G	E	E	C	E	E	G		E	E
Magnesium Sulfite		E	E	E	E			E		G	E				G				
Malathion 50 In Aromatic Solvents		X	X	C	X		E	E	E	X	C					X		E	E
Maleic Acid		X	X	X	E		E	E		X	C	X	C			X		E	C
Maleic Acid (25% AQ)						E							C	E	E				
Maleic Anhydride		X	X	X	X		E	E		X	X					X			E
Malic Acid		G	X	G	X	G	E	E		E	E	X	C	E	E	G		E	E
Manganese Sulfate		E	G	E	E		E	E		G	E		E					E	E
Manganese Sulfide		E	E	G	G		E	E	E	C	E					E		E	E
Manganese Sulfite		E	E	G	G		E	E	E	C	E					E		E	E
MAPP				E	G						E					G			
Mayonnaise														E					
Mercuric Chloride		E	E	C	E	G	E	E	E	G	G		G	G	G	G		E	E
Mercuric Cyanide						G								X	X				
Mercurous Nitrate						G							G	G	G				
Mercury	G	E	E	E	E	G	E	E		E	E	E	E	G	G	E		E	E
Mercury Vapors		E	E	C	E		E	E		C	E					E			
Mesityl Oxide		X	C	X	G		E	X		X	X		X			X		E	E
Methacrylic Acid		C	G	G	G			X		X	X					X		E	E
Methallyl Alcohol		E	E				E	G		E	E	X						E	E
Methallyl Chloride	C											E						G	X
Methane		G	X	G	X		E	E		X	E					X		E	E
Methanoic Acid	X	E	E	E	E		E	X		C	C	X	X			E	E	E	C
Methanol (Methyl Alcohol)	G	E	E	E	E		E	C		E	E	G	X			E	E	E	C
Methoxy Ethanol	E																		
Methoxyethoxy Ethanol	E																		
Methyl Acetate		C	G	C	G	X	E	X		X	X	E	X	X	X	X		E	E
Methyl Acetoacetate		X	G	X	G		E	X		X	X		X						E
Methyl Acetone		X	G	X	E		E	X		C	X							E	
Methyl Acetylene Propadiene				E	G						E					G			
Methyl Acrylate		X	G	C	G		E	X	E	C	X					X		E	E
Methyl Allyl Alcohol		E	E				E	G		E	E								
Methyl Allyl Chloride	C	X	X					X		X						X			G
Methyl Amyl Carbinol		E	E				E	G		E	E								E
Methyl Benzene	C	X	X	X	X		E	E		X	X	E	X			X	X	E	X
Methyl Bromide		X	C	X	C	X	E	E		X	G	E	X	X	X	X	X	G	X
Methyl Butane		X	X	X	X		E	E			E		G						
1-Bromo-3 Methyl Butane		X	X	X	X		E	G		X	X								
1-Chloro-3-Methyl Butane		X	C	X	X		E	E		X	X	E							
Methyl Butanol	E	E	E	E	E		E	E		E	E	E	X			G	E	G	E
Methyl-2-Butanol	E	E	E					F		E						E			E
Methyl-2-Butanone	X	X	G	X	C		E	X		X	X	E	X			X			E
Methyl Butyl Ketone		X	E	X	E		E	X		X	X	E	X			X		E	
Methyl Carbitol		E	E				E			X	C								E
Methyl Cellosolve		C	G	G	G		E	X		X	C	E	X			X		E	E
Methyl Chloride	C	X	X	X	X	X	E	E		X	X	C	X	X	X	X	X	E	X
Methyl Cyanide		G	E	E	E		E	X		G	C	E							
Methyl Cyclohexane		X	X	X	X		E	G		X	X					X		G	G
Methyl Ethyl Ketone (MEK)	G	X	E	X	E	C	E	X		X	X	G	X	X	X	X	C	E	G
Methyl Formate		C	G	G	G		E	C	E	C	X					C		G	G
Methyl Hexanol		E	E				E	G		E	E							E	E

\*\*\*Refer to the PVC and Thermoplastic Temperature/Pressure chart in this section.

(Continued on the following page)

# Hose and Chemical Table (Continued)

Refer to *Names and General Properties of Hose Materials* table.

**Key:** E = Excellent G = Good C = Conditional  
Blank = No Data X = Not Recommended

Chemical Or Material Conveyed	CPE	CSM	Chlorobutyl	Chloroprene	EPDM	EVA***	FEP/PTFE	FKM	MXLPE	Natural	Nitrile	Nylon	PU***	PVC***	PVC/PU***	SBR	TPV***	UHMWPE	XLPE
Methyl-2-Hexanone	C	X	G					X		X						X			E
Methyl Isoamyl Ketone	C					C								X	X				
Methyl-4-Isopropyl Benzene	C																		
Methyl Methacrylate		X	C	X	X		E	X		X	X	C	X			X	C	G	G
Methyl Normal Amyl Ketone		X	G				E	X		X	X								E
Methyl-2-Pentanol		E	E	E	E		E	C		G	G								
Methyl-2-Pentanone	X	X	C	X	G		E	X		X	X	G	X			X	X		
Methyl-3-Penten-1-One	C																		
Methyl 1-2,4-Pentanediol	E																		
Methyl-1-Propanol		E	E	E	E		E	E		E	G		X			E			
1-Bromo-2 Methyl Propane		X	X	X			E	G		X	X								
1-Chloro-2-Methyl Propane		X	X				E	G		X	X								
3-Chloro-2-Methyl Propane	G																		
Methyl-2-Propen-1-Ol		E	E	E	E		E	C		G	G								
Methyl Propyl Ether		G	X				E	E		X	X								E
Methyl Salicylate		G	X	X	C		E	G		X	X								
Methyl Styrene	C																		
Methyl Sulfate													E	E	E				
Methyl Sulfide		X	C				E			X	X								
Methyl Sulfuric Acid						E							X	E	E				
Methyl Tertiary Butyl Ether (MTBE)	X		G	X			G	X			X					X		G	
Methylallyl Acetate		G	E				E	X		X	X								E
Methylamyl Alcohol		E	E	E	E		E	C		G	G								E
Methylated Spirit						E													
Methylene Bromide		X	X	X	X		E	C		X	X							G	
Methylene Chloride		X	X	X	C	X	E	G		X	X	C	X	X	C	X	X	E	C
Methylhexyl Ketone		X	G				E	X		X	X								E
Methylisobutyl Carbinol		E	E	E	E		E	C		G	G								C
Methylisobutyl Ketone	X	X	C	X	G		E	X		X	X	G	X			X	X	E	E
Methylisopropyl Ketone	X	X	G	X	C		E	X		X	X	E	X			X			E
Methylacetonitrile		C	E	G			E	X		C	X		X				E		
Methylphenol		C	X	X	X		E	E		X	X		X						
Methylpropyl Carbinol		E	E				E	G		E	E								
Methylpropyl Ketone		X	G	X	G		E	X		X	X					X			E
Mil-A-6091		E	E	E	E		E			E	G		X			E			
Mil-E-9500		E	E	E	E		E			E	E		X			E			
Mil-F-16884		C	X	C	X		E			X	E		C			X			
Mil-F-17111		X	X	G	X		E			X	E		C			X			
Mil-F-25558B		G	X	G	X		E			X	E		G			X			
Mil-F-25576C		C	X	C	X		E			X	E		C			X			
Mil-F-7024A		X	X	X	X		E			X	E		G			X			
Mil-G-10924B		G	X	X	X		E			X	E		G			X			
Mil-G-25013D		G	X	G	X		E			X	E		C			X			
Mil-G-25537A		G	X	G	X		E			X	E		G			X			
Mil-G-4343B		G	C	G	C		E			C	G		E			C			
Mil-G-5572		X	X	X	X		E			X	E		G			X			
Mil-G-7711A		X	X	X	X		E			X	E		E			X			
Mil-H-13910B		G	G	G	E		E			G	G		X			E			
Mil-H-19457B		X	E	X	E		C			X	X		X			X			
Mil-H-22251		G	E	G	E		E				G					G			
Mil-H-27601A		C	X	G	X		E			X	G		C			X			
Mil-H-5606B		G	X	G	C		E			X	E		G			X			
Mil-H-6083C		G	X	G	X		E			C	E		G			X			
Mil-H-8446B		C	X	G	X		E			X	G		C			X			
Mil-J-5161F		X	X	X	X		E			X	G		C			X			
Mil-J-5624G (JP-3, JP-4, JP-5)		X	X	X	X		E			X	E		C			X			

\*\*\*Refer to the PVC and Thermoplastic Temperature/Pressure chart in this section.

(Continued on the following page)



# Hose and Chemical Table (Continued)

Refer to *Names and General Properties of Hose Materials* table.

**Key:** E = Excellent G = Good C = Conditional  
Blank = No Data X = Not Recommended

Chemical Or Material Conveyed	CPE	CSM	Chlorobutyl	Chloroprene	EPDM	EVA***	FEP/PTFE	FKM	MXLPE	Natural	Nitrile	Nylon	PU***	PVC***	PVC/PU***	SBR	TPV***	UHMWPE	XLPE
Mil-L-15016		G	X	G	X			E		X	E		E			X			
Mil-L-17331D		G	X	G	X			E		X	E		E			X			
Mil-L-2104B		C	X	G	X			E		X	E		E			X			
Mil-L-21260		G	X	G	X			E		X	E		E			X			
Mil-L-23699A		C	X	C	X			E		X	G		C			X			
Mil-L-25681C		G	E	G	E			E		G	E		C			G			
Mil-L-3150A		G	X	G	X			E		X	E		G			X			
Mil-L-3545B		C	X	G	X			E		C	G		C			X			
Mil-L-4339C		X	X	X	X					X	E					X			
Mil-L-6082C		G	X	G	X			E		X	E		E			X			
Mil-L-6085A		X	X	X	X			E		X	G		C			X			
Mil-L-7870A		X	X	G	X			E		X	E		X			X			
Mil-L-9000F		C	X	G	X			E		X	E		C			X			
Mil-L-9236B		X	X	X	X			E		X	G		X			X			
Mil-O-5606								E		E	E								
Mil-O-7808		X	X	X	X		E	E		X	G		X			X			
Mil-P-27402		G	E	G	E						G					G			
Mil-S-3136B Type 1 Fuel		G	X	G	X			E		X	E		G			X			
Mil-S-3136B Type 2 Fuel		X	X	X	X			E		X	C		G			X			
Mil-S-3136B Type 3 Fuel		X	X	X	X			E		X	C		G			X			
Mil-S-3136B Type 4 Oil, low swell		E	X	E	X			E		X	E		E			X			
Mil-S-3136B Type 5 Oil, med swell		G	X	G	X			E		X	E		G			X			
Mil-S-3136B Type 6 Oil, high swell		X	X	X	X			E		X	E		G			X			
Mil-S-81087		E	E	E	E			E		E	E		E			E			
Milk						G								E					
Mineral Oil	G	E	X	E	X	C	E	E		X	E	E	E	E	E	X	X	E	E
Mineral Spirits		G	X	X	X		E	E		X	E	E	G			X		E	E
Mobile HFA					X		E				E	E							
Molasses						E							E	E	E				
Molten Sulfur		E	G	E	E		E	E		G	G		G					X	X
Monobutyl Ether		X	X	C	X		E	X		X	C		X			X			E
Mono-Chloroacetic Acid	X	X	G	E	C		E	G		C	X	X	X			X	X		E
Monochlorobenzene		X	X	X	X		E	E		X	X	G	X	X	X	X	X	G	X
Monochlorodifluoromethane	C	E	X	E	E		E	X		C	X	C				E	X		C
Monoethanol Amine		C	G	G	G		E	X		G	G	E	X			G		E	E
Monoethyl Amine		C	G	X	E		E	X		C	X	G	X			C			C
Monomethylamine		C	C	C	E		E	C		C	G	E							E
Monomethylether		C	E	E	E			C		G	E					G		E	E
Monovinyl Acetate		C	G	X	C			E		X	X					X		E	E
Morpholine				X	X		E				X	E							
Motor Oil		G		G	X		E	E			E	G	G					E	E
MTBE	X		G	X			E	X			X					X		G	E
Muriatic Acid	X	C	C	C	C		E	C	E	C	C	X	C			X	E	E	E
Na-K					X		X				X								
Naphtha	E	X	X	X	X	X	E	E		X	E	E	C	X	C	G	X	E	E
Naphthalene	C	X	X	X	X	X	E	E		X	X	E	G	X	X	X	C	E	X
Naphthenic Acids	E	X		X	X		E	E		X	G					X			
Neatsfoot Oil		G	G	G	G		E	E	E	X	E					X		E	E
Neohexane		X	X				E	E		X	E								E
Neon Gas		E	E	E	E		E	E		E	E	E	E			E	E		
Nickel Acetate		X	E	G	E	E	E	X		E	G		X	E	E	X		E	E
Nickel Chloride	X	E	E	G	E	E	E	E		E	E	X	C	E	E	E		E	E

\*\*\*Refer to the PVC and Thermoplastic Temperature/Pressure chart in this section.

(Continued on the following page)

## Hose and Chemical Table (Continued)

Refer to *Names and General Properties of Hose Materials* table.Key: E = Excellent G = Good C = Conditional  
Blank = No Data X = Not Recommended

Chemical Or Material Conveyed	CPE	CSM	Chlorobutyl	Chloroprene	EPDM	EVA***	FEP/PTFE	FKM	MXLPE	Natural	Nitrile	Nylon	PU***	PVC***	PVC/PU***	SBR	TPV***	UHMWPE	XLPE
Nickel Nitrate		E	E	E	E	E	E	E		E	E	G	E	E	E			E	E
Nickel Plating Solution		G	G	C	G					E	G					X		E	E
Nickel Sulfate	X	E	E	E	E	E	E	E		G	E	G	C	E	E	G		E	E
Nicotine						E							C	E	E				
Nicotine Acid						E							C	E	E				
Nietylene										E									
Niter Cake		E	E	E	E		E	E	E	E	E					E		E	E
Nitric Acid, 1-10%	X	G	E	G	E	G	E	X		X	X	C	X	E	G	X	E	E	E
Nitric Acid, 10%-25%	X	G	G	X	E		E	X		X	X	X	X			X		E	E
Nitric Acid, 25%-40%	X	C	C	X	G	C	E	C		X	X	X	X	G	G	X		G	G
Nitric Acid, 40%-60%	X	X	X	X	X	C	E	C		X	X	X	X	G	G	X		C	C
Nitric Acid, 70%						X							X	X	X				
Nitric Acid, Anhydrous						X							X	X	X				
Nitric Acid, Conc (16N)	X	X	X	X	X		E	E		X	X	X	X			X	X	E	G
Nitric Acid, Red Fuming	X	X	C	X	X		E	C		X	X	X	X			X	X	X	X
Nitritotriethanol		E	G	X	E		E	X		G	C	X				G			
Nitrobenzene	C	X	G	X	X	X	E	C		X	X	C	X	X	X	X		E	X
Nitroethane		C	G	C	G		E	X		G	X		X			G	E	E	E
Nitrogen		E	E	E	E		E	E	E	E	E	E				E		E	E
Nitrogen Tetraoxide		X	X	X	X		E	X		X	X					X		X	X
Nitromethane		C	G	X	G		E	X		G	X	E	X			C		E	E
Nitropropane		C	E	C	G		E	X	E	C	X					C		E	E
Nitrous Oxide Gas		E	E	G	E		E	E	E	E	E	C	G			E		E	E
N-Nonyl Alcohol		E	E				E	G		E	E								
Nonanoic Acid		X	E				E			X	E								C
N-Serv							E	E				E							C
Nuto H					X		E				E	E							
Nyvac Light					E		E				X	E							
Octadecanoic Acid		X	G	G	C		E	C	E	X	E					X		E	E
Cis-9-Octadecenoic Acid	X	G	X	C	C		E	E		X	E	E	G			X		E	E
Octane		X	X	G	X		E	E	G	X	E					X		G	G
N-Octane		X	X	C	X		E	E		X	E		X			X		G	E
Octanoic Acid		G	C				E			C	C								
2-Octanone		X	G	X	G		E	X		X	X		X			X			
Octyl Acetate		E	E				E	X		X	X							E	
Octyl Alcohol		G	G	G	G		E	G		G	G		X			G		E	E
Octyl Aldehyde		X	C				E	X		X	X								E
Octyl Amine		C	E				E	X		C	C								C
Octyl Carbinol		E	E				E	G		E	E								E
Octylene Glycol		E	E	E	E		E	E	E	E	E							E	C
Oil, Petroleum	G	G	X	G	X	G	E	E		X	E	G	G	E	E	X	C	E	E
Oils & Fats						G							E	E	E				
Oleic Acid	X	G	X	C	C	X	E	E		X	E	E	G	G	G	X		E	E
Oleum	X	X	X	X	X	X	E	G		X	X	X	X	X	X	X		X	X
Olive Oil		G	G	G	G		E	E	E	X	E	E	E			X		G	C
Orange Juice														E					
Orthoxylene	C	X	X	X	C		E	E		X	X	G	X			X	X		X
Oxalic Acid	X	E	E	G	E	G	E	E		C	G	E	C	E	E	G	E	C	C
Oxydiethanol	E											X							E
Oxygen						G							E	E	E				
Oxygen, Cold		G	E	E	E		E	E	E	G	C					C		E	E
Oxygen, Hot		X	E	E	E		E	E	E	G	C					C		E	E
Ozone		E	G	C	E	X	E	E		X	X	C	E	C	C	X		G	C
Paint Thinner		X	X	X	X		E	G	G	X	X	G	X			X		E	E
Palm Oil		G	E	G	G		E	E	E	X	E					X		E	E
Palmitic Acid	G	C	G	G	G		E	E		E	E	C	E			G	E	E	G

\*\*\*Refer to the PVC and Thermoplastic Temperature/Pressure chart in this section.

(Continued on the following page)

# Hose and Chemical Table (Continued)

Refer to *Names and General Properties of Hose Materials* table.

**Key:** E = Excellent G = Good C = Conditional  
Blank = No Data X = Not Recommended

Chemical Or Material Conveyed	CPE	CSM	Chlorobutyl	Chloroprene	EPDM	EVA***	FEP/PTFE	FKM	MXLPE	Natural	Nitrile	Nylon	PU***	PVC***	PVC/PU***	SBR	TPV***	UHMWPE	XLPE
Palmitic Acid, 10%						E							X	E	E				
Palmitic Acid, 70%						C							X	C	C				
Papermakers Alum		E	E	E						E	E								
Para Methoxypropenyl Benzene	X	X	X				E	G		X		G							
Paraffin		X	X	E	X	C	E	E	E	X	E	E	E	E	E	X		X	X
Paraffin Wax		X	X	G	X		E	E		X	E	E	E	E	E	E		E	X
Paraformaldehyde		G	G	G	G		E	C		D	G					X		E	E
Paraldehyde		X	E	C	E		E	X		C	C								E
Paraxylene		X	X	X	X		E	E		X	C	E	C						X
Peanut Oil		G	C	G	X		E	E	E	X	E					X		E	E
Pelargonic Alcohol		E	E				E	G		E	E								E
Pentachloroethane		X	X	X			E	E		X	X								E
Pentadione	G																		
Pentamethylene		X	X	E	X		E	E		X	G								
Pentane		C	X	C	X		E	E		X	E	G	C	C	C	X		G	G
Pentanol		E	E	E	E		E	G		E	E		C						
Pentanone		X	G	X	G		E	X		X	X								E
4-Hydroxy-4-Methyl-2-Pentanone		C	E	C	E		E	X		C	X	G	X			C			E
Pentanol		E	E	E	E		E	G		E	G		X			G			E
Pentyl Acetate		X	G	X	E		E	E		X	X	G	X			X	X		
Pentyl Alcohol	E	E	E	E	E		E	E		E	G	E	X			E	E		
Pentyl Bromide							E	G											
Pentyl Chloride	C	X	X	X	X		E	E		X		E	C			X			G
Pentyl Ether		C					E				C								
Pentylamine		C	G	X	X		E	X		C	C								
2,4-Di-Sec-Pentylphenol	E																		
Peracetic Acid, 40%													X	X	X				
Perchloroethylene														X	X				
Perchloric Acid		E	G	E	G		E	E	B	G	X					X		E	E
Perchloric Acid, 10%						G							X	G	G				
Perchloric Acid, 70%						G							X	C	C				
Perchloroethylene	C	X	X	X	X		E	E		X	C	E	X			X	X	G	X
Perchloromethane			X	X			E			X	X								
Petrol						X								X	X				
Petrolatum		C	X	E	X			E		X	E					X		E	E
Petroleum Crude		G	X	G	X		E	E		X	E	G	E			X		E	G
Petroleum Ether		X	X	C	X	X	E	E		X	E	E	G	C	C	X		E	C
Petroleum Oils	G	G	X	G	X		E	E		X	E	G	G			X	C	E	C
Phenbo													X						E
Phenol		X	G	X		X	E	E		X	X	X	X	X	X	X	X	E	C
Phenolsulfonic Acid		X	C				E	X		X	X		G					G	G
Phenylamine		X	E	X	G		E	E		X	X		C						
Phenylbromide		X	X	X	X		E	G		X	X		X						
Phenylbutane	C																		
Phenylchloride		X	X	X	X		E	E		X	X		X						E
Phenylethylene		X	X	X	X		E	G		X	X		C			X			
Phenylhydrazine		C	G	X	C			E		C	X			X	X	X		E	E
Phenylhydrazine Hydrochloride														C	C				
Phenylmethane		X	X	X	X		E	E		X	X		X						
Phenylmethanol		G	G	X	G		E	E		X	X	C	X			X	X	E	E
Phenylmethyl Acetate		G	E				E	X		X								E	E
Phorone		X	E	X	G		E	C	E	X	X					X		E	E

\*\*\*Refer to the PVC and Thermoplastic Temperature/Pressure chart in this section.

(Continued on the following page)

## Hose and Chemical Table (Continued)

Refer to *Names and General Properties of Hose Materials* table.Key: E = Excellent G = Good C = Conditional  
Blank = No Data X = Not Recommended

Chemical Or Material Conveyed	CPE	CSM	Chlorobutyl	Chloroprene	EPDM	EVA***	FEP/PTFE	FKM	MXLPE	Natural	Nitrile	Nylon	PU***	PVC***	PVC/PU***	SBR	TPV***	UHMWPE	XLPE
Phosgene, Gas						C								C	C				
Phosgene, Liquid														X					
Phospahte Esters	G	X	E	X	E		E	C		X	X	E	X			X	E		
Phosphoric Acid, 10%	X	E	G	E	E	E					E	X	E	E	E	G			
Phosphoric Acid, 10%-85%	X	E	G	E	E	E	E	E		G	X	X	X			G		E	E
Phosphorous Pentoxide						G								C	C				
Phosphorous Trichloride		X	E	X	E	C	E	E		X	X			X	X	X		E	E
Phosphorus, Yellow						X								G	G				
Photographic Developers						E							C	C	C				
Photographic Emulsions						E								C	C				
Photographic Fixers						E								C	C				
Di(2Ethylhexyl) Phthalate		X	G	X	G		E	G		X	X	E	X			X			
Pickling Solution		C	C	C	C		E	G	G	C	C					C		E	E
Picric Acid						G							X	X	X				
Picric Acid, H2O Solution	X	E	C	C	C					C	C					G			
Picric Acid, H2O Solution							C	E				X	G				X		E
Picric Acid, Molten		G	C	C	C		E	C	G	C	C					C		X	X
Pine Oil		X	X	X	X		E	E		X	G		E			X		E	X
Pinene		X	X	X	X		E	E		X	G		G			X		E	E
Piperidine		X	X	X	X		E	X	C	X	X					X		G	G
Pitch		C	X	G	X		E	C	G	X	G				G	G	X		E
Plating Solution, Brass						C							E	E	E				
Plating Solution, Cadmium						C							E	E	E				
Plating Solution, Chrome		C	E	G	E		E	G	E	X	G					X		E	E
Plating Solution, Chromium						X							G	G	G				
Plating Solution, Copper						C							E	E	E				
Plating Solution, Gold						C							E	E	E				
Plating Solution, Jodium						C							E	E	E				
Plating Solution, Lead						C							E	E	E				
Plating Solution, Nickel						C							E	E	E				
Plating Solution, Rhodium						C							E	E	E				
Plating Solution, Silver						C							E	E	E				
Plating Solution, Tin						C							E	E	E				
Plating Solution, Zinc						C							E	E	E				
Poly Chlorinated Biphenol							E	E											
Polyethylene Glycol	E	E	E	E	E		E	E	E	E	E					E		E	E
Polyol Ester				G								G	X						
Polypropylene Glycol		E	E				E	E		E	E								
Polyvinyl Acetate Emulsion (PVA)		G	E	G	E		E	C		C	C					C		E	E
Potassium Acetate		C	E	G	E		E	C		E	G	G	X			X		E	E
Potassium Acid Sulfate						G							E	E	E				
Potassium Antimonate						E							E	E	E				
Potassium Bichromate						E							E	E	E				
Potassium Bisulfate		E	E	E	E		E	E		E	E	G				G		E	E
Potassium Bisulfite		E	E	E	E	E	E	E		E	E	G				G		E	E
Potassium Bisulphate						E							E	E	E				
Potassium Borate, 1%						E							E	E	E				
Potassium Bromate, 10%						E							E	E	E				
Potassium Bromide						E							E	E	E				
Potassium Carbonate		E	E	E	E	E	E	E	E	E	E	E	C	E	E	E		E	E
Potassium Chlorate						E							G	E	E				
Potassium Chloride	G	E	E	E	E	E	E	E		E	E	E	E	E	E	E		E	E
Potassium Chromate		C	G	E	E		E	E		G	E	G	G			G		E	E
Potassium Chromate, 40%						E							G						
Potassium Cuprocyanide						E													
Potassium Cyanide	G	E	E	G	E	C	E	E		E	E	E	E	C	C	E		E	E

\*\*\*Refer to the PVC and Thermoplastic Temperature/Pressure chart in this section.

(Continued on the following page)

# Hose and Chemical Table (Continued)

Refer to *Names and General Properties of Hose Materials* table.

**Key:** E = Excellent G = Good C = Conditional  
Blank = No Data X = Not Recommended

Chemical Or Material Conveyed	CPE	CSM	Chlorobutyl	Chloroprene	EPDM	EVA***	FEP/PTFE	FKM	MXLPE	Natural	Nitrile	Nylon	PU***	PVC***	PVC/PU***	SBR	TPV***	UHMWPE	XLPE
Potassium Dichromate	X	E	E	E	E		E	E		C	E	G	G			G		G	G
Potassium Dichromate, 49%						E							G	E	E				
Potassium Ferricyanide						E							E	E	E				
Potassium Fluoride						E							E	E	E				
Potassium Hydrate		E	E	G	G		E	C		G	G	G	G			G		E	E
Potassium Hydroxide	X	E	G	G	E		E	G		G	G	G	C			G	G	E	E
Potassium Hydroxide, 10%						E							C	E	E				
Potassium Hydroxide, 20%						E							X	E	E				
Potassium Hydroxide, 35%						G							X	E	E				
Potassium Hypochlorite						E							X	G	G				
Potassium Nitrate		E	E	E	E	E	E	E		E	E	E	E	E	E	E		E	E
Potassium Perborate						E							E	E	E				
Potassium Perchlorite						G							G	E	E				
Potassium Permanganate		X	E	X	E		E	E	E	X	X					X		E	E
Potassium Permanganate, 10%						X							G	G	E				
Potassium Permanganate, 5%		G	E	E	E		E	E		E	C	X	X			G		E	G
Potassium Persulfate						E							E	E	E				
Potassium Phosphate						E							E	E	E				
Potassium Silicate		E	E	E	E	E	E	E		E	E	G	E	E	E	E		E	E
Potassium Sulfate		E	E	E	E	E	E	E		E	E	E	E	E	E	G		E	E
Potassium Sulfide		E	E	E	E	E	E	E		G	E	E	E	E	E	G		E	E
Potassium Sulfite		E	E	E	E	E	E	E		G	E	E	E	E	E	G		E	E
Potassium Thiosulfate						E							E	E	E				
Power Steering Fluid													E	E	E				
Prestone Antifreeze							E	E				G	X				E	E	E
Producer Gas		G	X	G	X		E	E		X	E		E			X			
Propane						X							C	C	C				
Propanediol		E	C	C	E		E	E		E	E		C			E			
Propanetriol	E	E	E	E	E	E	E	E		E	E	G	C			E	X	E	E
Propanol (Propyl Alcohol)						E	E	E				E	X	E	E		E	E	E
1-Amino-2-Propanol		C	E				E	X		G	G								
Propanolamine	E																		
Propanone	G	X	E	X	E		E	X		C	X	E	X			C	E	E	C
Chloro-2-Propanone		X	X	C	E		E	X		X	X		X			X			
Propargyl Alcohol						E								E	E				
Propen-1-Ol							E	G										E	E
Propenediamene	E																		
Propenenitrile			X	X			E			G	X								
Propenyl Alcohol		E	E	E	E		E	G		E	E							E	E
Propenylanisole		X	X				E	G		X	X								
Propionic Acid		G	E	C	E		E	X		E	C		X			X			E
Propionitrile			E	G	E		E	X		E	X						X		
Propyl Acetate		X	G	X	E		E	X		X	X		X			X		E	E
Propyl Alcohol (Propanol)		E	E	E	E	E	E	E		E	E	E	X	E	E	E	E	E	E
Propyl Aldehyde		X	G				E	X		C	X							E	E
Propyl Benzene	C																		
Propyl Chloride		X	C				E	G		X	X							E	E
Propyl Ether	E																		
Propyl Nitrate		X	G	X	G		E	X		X	X		X			X			
Propylene		X	X	X	X		E	E		X	X		X			X			
Propylene Diamine		C	E				E			G	G								
Propylene Dichloride		X	X	X	X	X	E	G		X	X		X	X	X	X		G	G
Propylene Glycol	E	E	E	E	E	E	E	E		E	E	G	X			E	X	E	E
Prune Juice														E					
Pydraul Hydraulic Fluids		D	G	D	G		E	C	E	X	X	G	X			X		G	G
Pyranol		X	X	X	X			E		X	C					X		E	E

\*\*\*Refer to the PVC and Thermoplastic Temperature/Pressure chart in this section.

(Continued on the following page)

# Hose and Chemical Table (Continued)

Refer to *Names and General Properties of Hose Materials* table.

**Key:** E = Excellent G = Good C = Conditional  
Blank = No Data X = Not Recommended

Chemical Or Material Conveyed	CPE	CSM	Chlorobutyl	Chloroprene	EPDM	EVA***	FEP/PTFE	FKM	MXLPE	Natural	Nitrile	Nylon	PU***	PVC***	PVC/PU***	SBR	TPV***	UHMWPE	XLPE
Pyridine		X	G	X	G		E	X	G	X	X					X		E	E
Pyroligneous Acid		G	G	G	G			E		C	C					C		E	E
Pyrrrole		X	G	X	C			C		C	X					G		E	E
Quintolubric 822 Series			X	X	X			G		X	G								
Rape Seed Oil		G	E	G	G		E	E	E	X	G					X		G	G
Red Oil	X	G	X	C	C		E	E		X	E	E	G			X		E	C
Resorcinol			X	X	G		E	E				X	X			G	X		E
Rosin Oil		G	X	E	X			E		X	E					X		E	E
Rotenone And Water		E	E	E	E			E		E	E					E		E	E
SAE Oil #10	G	X	X	C	X		E	E		X	E	E	E			X	X		C
Salicylic Acid		E	E	X	E	E	E	E	E	E	X					G		E	E
Sea Water		E	E	G	E	E	E	E	E	E	E	E	C	E	E	E	E	E	E
Selenic Acid						G							X	E	E				
Sewage		E	G	G	E		E	E		G	E	G	X			G	G	X	E
Shortening G						E								G					
Silicate Esters		G	C	E	X		E	E		X	G	G	E			X		C	
Silicate of Soda		E	E	E	E		E	E		E	E	E						E	E
Silicic Acid						E							X	E	E				
Silicone Fluids						E													
Silicone Grease		E	E	E	E		E	E		E	E	E	E			E		G	E
Silicone Oil		E	E	E	E		E	E		C	E	E	E			E		E	E
Silver Cyanide						E							E	E	E				
Silver Nitrate		E	E	E	E	E	E	E		E	G	E	E	E	E	E		E	E
Silver Plating Solutions						E							E	E	E				
Skelly Solvent		C	X	G	X			E		X	E					X		E	E
Skydrol Hydraulic Fluids		X	E	X	E		E	X	E	X	X					X		E	E
Soap Solutions	G	E	G	G	E	G	E	E		G	E	E	E	E	E	G	E	E	E
Soda Ash	G	E	E	E	E		E	E		E	E	G	G			E		E	E
Soda Lime		G	E	G	E		E	G		E	G		C					E	E
Soda, Caustic	C	E	E	E	E		E	X		G	C	G	G			E	C	E	E
Sodium Acetate		C	E	G	E	E	E			E	G	G	X			X		E	E
Sodium Acid Sulfate						E							E	E	E				
Sodium Aluminate		E	E	E	E		E	E		G	E	G				G		E	E
Sodium Antimonate						E							E	E	E				
Sodium Arsenite						E							E	E	E				
Sodium Benzoate						E							E	E	E				
Sodium Bicarbonate		E	E	E	E	E	E	E		E	E	E	E	E	E	E		E	E
Sodium Bisulfate	X	E	E	E	E	E	E	E		E	G	C	E	E	E	G		E	E
Sodium Bisulfite		E	E	E	E	E	E	E		E	E	E	E	E	E	G		E	E
Sodium Borate		E	E	E	E		E	E		E	E	E	G			E		E	E
Sodium Bromide						E							E	E	E				
Sodium Carbonate	G	E	E	E	E	E	E	E	E	E	E	G	G	E	E	E		E	E
Sodium Chlorate						E							G	G	G				
Sodium Chloride	G	E	G	E	E	E	E	E		E	E	E	E	E	E	E	C	E	E
Sodium Chromate		C	E	C	G		E	C		X	X					X		G	G
Sodium Cyanide	G	E	E	E	E	E	E	E		E	E	E	G	E	E	E		E	E
Sodium Dichromate		G	E	G	C	E	E	E		C	E	G	E	E	E	G		E	E
Sodium Ferrocyanide						E							E	E	E				
Sodium Fluoride		E	E	E	E	E	E	E	E	E	E		E	E	E	E		E	E
Sodium Hydrate		G	E	G	E		E	G		E	G	G	C			G			E
Sodium Hydrochlorite		E	G	C	G		E	E		C	C	G	C			G			E
Sodium Hydroxide	C	E	E	G	E		E	C		E	C	G	C			G	C	E	E
Sodium Hydroxide, 10%						E							G	E	E				
Sodium Hydroxide, 35%						E							C	E	E				
Sodium Hydroxide, 50%													G						
Sodium Hypochlorite	X	G	G	C	G	E	E	C		X	X	X	C	E	E	C	C	E	G

\*\*\*Refer to the PVC and Thermoplastic Temperature/Pressure chart in this section.

(Continued on the following page)

# Hose and Chemical Table (Continued)

Refer to *Names and General Properties of Hose Materials* table.

**Key:** E = Excellent G = Good C = Conditional  
Blank = No Data X = Not Recommended

Chemical Or Material Conveyed	CPE	CSM	Chlorobutyl	Chloroprene	EPDM	EVA***	FEP/PTFE	FKM	MXLPE	Natural	Nitrile	Nylon	PU***	PVC***	PVC/PU***	SBR	TPV***	UHMWPE	XLPE
Sodium Metaphosphate		G	G	G	E		E	E		E	E	E	G			E		G	E
Sodium Nitrate	G	E	E	G	E	E	E	E		G	G	E	G	E	E	G		E	E
Sodium Nitrite		E	E	E	E	E	E	E	E	E	E	E	E	E	E	E		E	E
Sodium Perborate	X	G	E	G	E		E	E		G	G	G	G			G		E	E
Sodium Peroxide	X	G	E	G	E		E	E		G	G	X	X			G		E	E
Sodium Phosphate		E	E	C	E		E	E		E	E	E	E			E		E	E
Sodium Phosphate, Acid						E							U						
Sodium Silicate	G	E	E	E	E	E	E	E		E	E	E	G	G	E	E		E	E
Sodium Sulfate	G	E	E	E	E	E	E	E		G	E	E	E	E	E	G		E	E
Sodium Sulfide	G	E	E	E	E	E	E	E		G	E	E	E	E	E	G		E	E
Sodium Sulfite		E	E	E	E	E	E	E		G	E	E	E	E	E	G		E	E
Sodium Thiosulfate		E	E	E	E	E	E	E		E	E	G	E	E	E	G		E	E
Soft Drinks						G								E					
Soya Oil														E					
Soybean Oil	G	E	C	E	X		E	E		X	E	E	G	G		X		E	E
Stannic Chloride	X	C	G	C	E	E	E	E		G	E	C	G	E	E	E		E	E
Stannic Sulfide		E	E				E	E		E	E								E
Stannous Chloride		E	G	E	C	E	E	E		E	E	G	C	E	E	E		E	
Stannous Sulfide		E	E				E	E		E	E								E
Starch						E													
Stearic Acid	G	C	G	G	G	E	E	E		C	E	E	E	C	C	G	X	E	E
Stoddard Solvent	G	X	X	C	X	C	E	E		X	E	E	G	C	G	X	X	E	E
Styrene Monomer		X	X	X	X		E	G		X	X	E	C			X		G	G
Sugar Solutions		E	E	E	E	E	E	E	E	E	E					E		E	E
Sulfamic Acid		E	E	G	X		E	E		G	C		X						C
Sulfite Liquors		E	E	G	G		E	E		G	G					G		E	E
Sulfonic Acid		C	X	C	X		E	X		X	X					X		G	G
Sulfur		F	F	X	F		E	G		X	X			G	G	X		E	X
Sulfur, Molten		E	E	E	E					G	G					G			
Sulfur Chloride	G	C	X	C	X		E	E		X	C	C	C			X		E	E
Sulfur Dioxide		C	G	X	E		E	E		C	X	X				C		G	C
Sulfur Dioxide Gas, Dry						E								E	E				
Sulfur Dioxide Gas, Wet						E								C	C				
Sulfur Dioxide, Liquid						X								C	C				
Sulfur Hexafluoride		E	E	E	E		E	E	E	E	E					E		E	E
Sulfur Trioxide		B	C	C	C		E	E	G	X	C					C		D	G
Sulfur Trioxide, Dry		C	G	X	G		E	E		C	X	X	G			X		X	G
Sulfur, Molten							E	E										E	C
Sulfuric Acid, 1%-60%						G								E	E				
Sulfuric Acid, 70%						C								E	E				
Sulfuric Acid, 95%						X								X	X				
Sulfuric Acid, 95% Fuming						X								C	C				
Sulfuric Acid, 25%	X	E	G	E	E		E	E		G	E	X	X			G	E	E	E
Sulfuric Acid, 25%-50%	X	G	G	E	E		E	E		G	E	X	X			G		E	E
Sulfuric Acid, 50%-96%	X	C	X	C	G		E	E		X	C	X	X			X		E	E
Sulfuric Acid, 60% (200°F)	X		X	X	X			C			X	X				X		X	X
Sulfuric Acid, Conc. 96%-98%	X	X	X	X	X		E	G		X	X	X	X			X		E	C
Sulfuric Acid, Fuming	X	X	X	X	X		E	G		X	X	X	X			X		X	X
Sulfurous Acid, 10%	X	E	E	G	E	E	E	E		G	C	X	X			G		E	E
Sulfurous Acid, 10%-85%	X	E	E	C	G		E	G		G	C	X	X			C		X	E
Sulfurous Acid, 30%						X													
Sulphur Trioxide						X								E	E				
Sutan							E	F											E
Tall Oil		C	X	C	X		E	E		X	E		E			X		E	G
Tallow		C	G	G	E	E	E	E		C	E	E	E			X		E	E
Tannic Acid	X	E	E	E	E	E	E	E		E	E	G	E	E	E	G	E	E	E

\*\*\*Refer to the PVC and Thermoplastic Temperature/Pressure chart in this section.

(Continued on the following page)

# Hose and Chemical Table (Continued)

Refer to *Names and General Properties of Hose Materials* table.

**Key:** E = Excellent G = Good C = Conditional  
Blank = No Data X = Not Recommended

Chemical Or Material Conveyed	CPE	CSM	Chlorobutyl	Chloroprene	EPDM	EVA***	FEP/PTFE	FKM	MXLPE	Natural	Nitrile	Nylon	PU***	PVC***	PVC/PU***	SBR	TPV***	UHMWPE	XLPE
Tanning Extracts						E													
Tanning Liquors						C								E	E				
Tar, Bituminous	G	C	X	C	X		E	E	E	C	G	G	G			X		E	E
Tar, Camphor	C	X	X	X	X		E	E	E	X	X	E	G			X	C	E	X
Tartaric Acid	X	E	G	E	C	E	E	E		E	E	E	E	E	E	G	E	E	E
Tea, Brewed						G								E					
Telone 2																			E
Terpinol	E	X	C	X	C		E	E	E	X	G	G	G			X		G	G
Tertiary Butyl Alcohol		G	G	G	G		E	E		G	G		X			G		E	E
Tertiary Butyl Amine		X			G														
Tertiary Butyl Mercaptan		X	X	X	X		E	E		X	X		X			X			
Tetrachlorobenzene		X	X				E	G		X	X		G						G
Tetrachloroethane		X	X	X	X		E	E		X	X		X			X	C	C	
Tetrachloroethylene		X	X	X	X		E	E		X	C	E	X			X		G	X
Tetrachloromethane		X	X	X	X		E	E		X	X	E	C					C	X
Tetrachloronaphthalene		X	X				E	G		X	X								G
Tetraethyl Lead		X	X	C	X		E	E	G	X	G		G	G	G	X		E	E
Tetraethylene Glycol		E	E				E	E		E	E								
Tetraethylorthosilicate			E	X			E			X	X								
Tetrahydrofuran (THF)		X	G	X	X		E	X		X	X	G	X			X	X	C	X
Tetrahydrofurane						X							X	X	X				
Thionyl Chloride		X	X	X	X	X	E	G		X	X		X	X	X	X		E	
Tin Chlorides		E	G	C	E		E	E		E	E	C	G	E	E			E	E
Tin Tetrachloride		E	E	E	E		E	E	E	E	E					E		E	E
Titanium Tetrachloride		X	X	X	X		E	E		X	C		X	E	E	X		G	X
Titanium Trichloride						X													
Toluene	C	X	X	X	X	X	E	E		X	X	E	X	X	C	X	X	E	X
Toluene Diisocyanate (TDI)		X	E	X	E		E	G		C	C					C		E	E
Toluidine		X	X				E	G		X	X								
Tomato Juice						C								E					
Toxaphene		X	X	G	X			E		X	G					X		E	E
Transformer Oils, Chlorinated Phenyl Base Askerels		X	X	X	X		E	E	G	X	X					X		G	G
Transformer Oils, Petroleum Base		G	X	G	X		E	E	E	X	E		E			X		E	E
Transmission Fluid													E	E	E				
Transmission Fluids, A		X	X	C	X		E	E	E	X	G	G	E			X		A	A
Transmission Fluids, B		X	X	X	X			E		X	C					X		A	A
Tri (2-Hydroxyethyl) Amine		E	G	X	E		E	X		G	C		X			G			
Tributyl Amine		C	E				E			G	G								
Tributyl Phosphate		X	G	X	E		E	X		C	X	G	X	X	X	X		E	E
Tricetin		G	E	G	E			X		E	G					G		E	E
Trichloroacetic Acid		C	G	X	G		E	X		C	C	X	X			X		E	E
Trichlorobenzene		X	X	X		X	E	G		X	X		X	X	X	X			
Trichloroethane		X	X	X	X		E	E		X	X	E	X			X			
Trichloroethylene	C	X	X	X	X	X	E	E		X	X	G	X	X	C	X	X	C	X
Trichloromethane	X	X	X	X	X		E	E		X	X	C	X			X	X	C	C
Trichloropropane		X	X	X	X		E	E		X	X					X		E	E
Trichlorotoluene							E				X								
Tricresyl Phosphate (TCP)		X	E	C	E	X	E	E		C	X	G	X	X	X	X		E	E
Triemethyl Propane														C	C				
Triethanolamine		E	G	X	E	C	E	X		G	C	E	X	C	G	G		E	E
Triethylamine			C	G	E		E	E		G	E	E	X	G	G	X			
Triethylene Glycol		E	E				E	E		E	E								E

\*\*\*Refer to the PVC and Thermoplastic Temperature/Pressure chart in this section.

(Continued on the following page)



# Hose and Chemical Table (Continued)

Refer to *Names and General Properties of Hose Materials* table.

**Key:** E = Excellent G = Good C = Conditional  
Blank = No Data X = Not Recommended

Chemical Or Material Conveyed	CPE	CSM	Chlorobutyl	Chloroprene	EPDM	EVA***	FEP/PTFE	FKM	MXLPE	Natural	Nitrile	Nylon	PU***	PVC***	PVC/PU***	SBR	TPV***	UHMWPE	XLPE
Trihydroxybenzoic Acid		G	G	G	G		E	E		E	G	G	X			G		G	
Trimethyl Pentanes, Mixed	E	C	X	C	X		E	E		X	E	E	G			X	X	E	
Trimethyl Pentene	E											E						E	
Trimethylamine	E						E											E	E
Trinitrotoluene (TNT)		G	X	G	X			G		X	X					X		X	X
Triphenyl Phosphate		C	E	C	G		E	C		X	X					X		E	E
Trisodium Phosphate		E	E	E	E					E	E					E			
Tritoyl Phosphate		X	E	X	E		E	E		X	X	G	X			X		E	
Tung Oil	C	E	X	E	X		E	E		X	E	G	C			X		E	E
Turbine Oil		G	X	G	X			E		X	G					X		E	E
Turpentine		X	X	X	X	X	E	E		X	G		E	C	G	X		G	E
Ucon Hydrolube Oils		X	E	G	E		E	E	E	X	E					X		E	E
UDMH		E	E	G	E		E	X		E	G		X			X		C	C
1 Undecanol		E	E	E	E		E	G		E	E					E			E
Undecyl Alcohol		E	E	E	E		E	G	E	E	E					E		E	E
Uran		E	G	G	G			C		E	G	G				C		E	E
Urea		E	E	G	E	E	E	E		E	G	E	G	E	E			E	E
Urethane Formulations							E				E	E							
Uric Acid							E					G	X				E		E
Urine						E							E	E	E				
Varnish	C	X	X	X	X	X	E	E		X	G	E	C	X	X	X		E	
Vegetable Oils		G	C	C	C	X	E	E		X	E	G	E	G	G	X		E	G
Versilube F44		E	E	E	E		E	E		E	E	E	E			E			
Versilube F55		E	E	E	X		E	E		E	E	E	E			E			
Vinegar		E	E	G	E	E	E	E		G	G	C	C	E		G		E	E
Vinegar Acid	G																		
Vinyl Acetate		C	E	X	G	X	X	E		X	X		X	X	X	X		E	E
Vinyl Benzene		X	X	X	X		E	G		X	X		C			X		E	G
Vinyl Chloride														X	X				
Vinyl Chloride, Gas			X		G		E			G		E						C	E
Vinyl Cyanide	E	C	X	C	X		E	C		C	X	E	X			C	X		
Vinyl Ether		G	X				E	X		X	G							E	E
Vinyl Styrene		X	X				E	E		X						X		E	E
Vinyl Toluene		X	X				E	E		X	X							E	E
Vinyl Trichloride		X	X	X			E	E		X	X							E	E
Vital, 4300, 5310					X		E				X	E							
VM&P Naphtha		X	X	C	X		E	E		X	C								X
Water	G	E	E	G	E		E	E	E	E	E	E	E			G	E	E	E
Water, Acid						E							G	E	E				
Water, Boiling		E	E	G	E		G	G			G	X				G	G	X	X
Water, Demineralized						E							E	E	E				
Water, Detergent Solution		E	E	G	E		E	E	G	G	E	E	G			G		E	E
Water, Distilled						E							E	E	E				
Water, Fresh						E	E	E	E				G	E	E			E	E
Water, Potable						E								E	E				
Water, Salt		G	E	E	E	E	E	E	E	E	G		G	E	E	G		E	E
Water, Soda							E					E					E	E	E
Wemco C		X	X	G	X					X	E					X			
Whey						G								E					
Whiskey		E	E	E	E		E	E		E	E	E	X	C		E		E	E
White Gasoline						X							E	E	E				
White Liquor		E	G	E	C			E		E	E		E	E	E			E	E
White Oil		X	X	G	X		E	E		X	E		E			X		E	X
White Pine Oil		X	X	X	X			E		X	G					X			
Wines		E	E	E	E		E	E		E	E	E	X	G		E		E	G
Wood Alcohol		E	E	E	E		E	C		E	E		X			E		E	E

\*\*\*Refer to the PVC and Thermoplastic Temperature/Pressure chart in this section.

(Continued on the following page)

## Hose and Chemical Table (Continued)

Refer to *Names and General Properties of Hose Materials* table.

Key: E = Excellent G = Good C = Conditional  
Blank = No Data X = Not Recommended

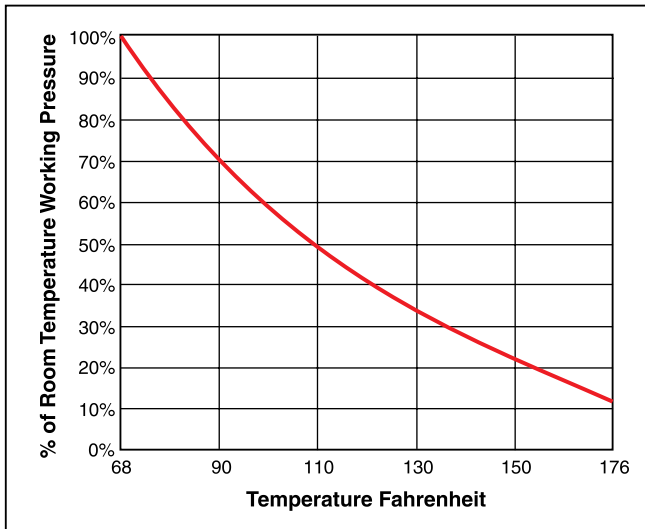
Chemical Or Material Conveyed	CPE	CSM	Chlorobutyl	Chloroprene	EPDM	EVA ***	FEP/PTFE	FKM	MXLPE	Natural	Nitrile	Nylon	PU***	PVC***	PVC/PU***	SBR	TPV***	UHMWPE	XLPE
Wood Oil		C	C	G	X		E	E		X	E	G	C			X		E	E
Xenon		E	E	E	E		E	E		E	E		E			E			
Xylene, Xylol	C	X	X	X	X	X	E	E		X	X	G	C	X	C	X	X	C	X
Xylidine		X	G	X	C		E	C		X	C					X		G	G
Zeolites		E	E	E	E			E		E	E					E			
Zinc Acetate		C	E	G	E		E	C		E	G	X	X			X			
Zinc Carbonate		E	E	E	E		E	E		E	E		E					E	E
Zinc Chloride	X	E	E	E	E	E	E	E		E	E	C	G	E	E	E		E	E
Zinc Chromate		C	E			E	E						E	E	E				G
Zinc Cyanide						E							E	E	E				
Zinc Nitrate						E							E	E	E				
Zinc Sulfate	X	E	E	E	E	E	E	E		E	E	E	G	E	E	G		E	E

\*\*\*Refer to the PVC and Thermoplastic Temperature/Pressure chart in this section.

# PVC and Thermoplastic Temperature / Pressure Chart

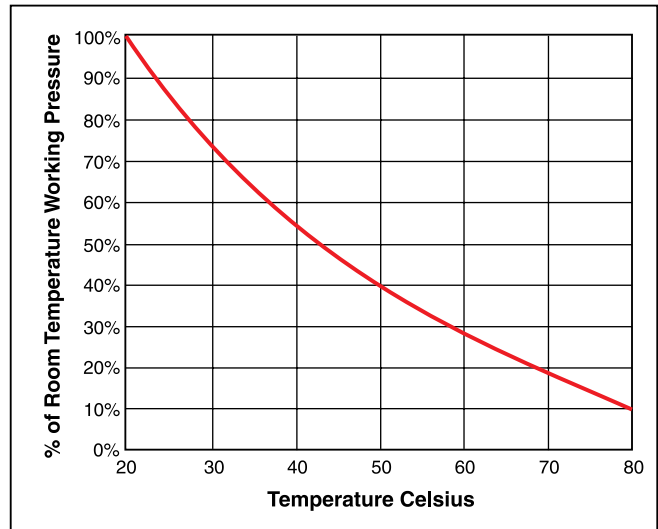
## Effects of Elevated Temperatures on PVC / Thermoplastic Hose and Tubing

Thermoplastic hose and tubing achieve their optimum physical properties at room temperature, 68°F (20°C). As thermoplastic materials are exposed to increased ambient temperatures, they soften and their physical properties change. For hose and tubing, heat sharply reduces the available working pressure and coupling retention. The charts below illustrate this effect. In all cases, test the product in a controlled, secure and safe environment, and consider all operating conditions prior to use.



### Example from the Fahrenheit Chart

If Working Pressure at 68°F is 200 PSI, then the WP at 110°F is  $200 \times 50\%$ , or 100 PSI.



### Example from the Celsius Chart

If Working Pressure at 20°C is 14 bar, then the WP at 50°C is  $14 \times 40\%$ , or 5.6 bar.

For further information, refer to the Parker Safety Guide No. 4400-B.1 previously in this section and the Parker User Responsibility Statement on the inside front cover of in this catalog.

## Metal/Coupling Corrosion Resistance Table

**⚠WARNING!** The following data has been compiled from generally available sources and should not be relied upon without consulting and following the specific recommendations of the manufacturer regarding particular coupling materials.

**Key:** E = Excellent • G = Good • C = Conditional • Blank = No Data • X = Not Recommended

Chemical Or Material Conveyed	Aluminum	Brass	Carbon Steel	Stainless Steel 202, 302, 304, 308	Stainless Steel 316	Stainless Steel 410, 416, 430	Chemical Or Material Conveyed	Aluminum	Brass	Carbon Steel	Stainless Steel 202, 302, 304, 308	Stainless Steel 316	Stainless Steel 410, 416, 430
Acetate, Solvents, Crude	C	C		E	E	G	Formaldehyde, 50%	G	G	C	E	E	C
Acetate, Solvents, Pure	E	E		E	E	E	Formic Acid	X	G	X	E	E	E
Acetic Acid	X	X	X	G	G	G	Freon	E	E	C	E	E	E
Acetic Acid Vapors	C	X	X	G	G	X	Furfural	E	G	E	E	E	E
Acetic Anhydride	G	X	X	G	G	X	Gasoline, Refined	E	E	E	E	E	E
Acetone	E	E	E	E	E	E	Gasoline, Sour	C	C	E	E	E	C
Acetylene	E	X	E	E	E	E	Gelatin	E	C	X	E	E	X
Alcohols	E	G	E	E	E	E	Glucose	E	E	E	E	E	E
Aluminum Sulfate	X	X	X	C	G	X	Glue	E	E	E	E	E	E
Alums	C	C	X	C	G	X	Glycerine or Glycerol	E	G	E	E	E	E
Ammonia Gas	C	X	E	E	E	E	Hydrochloric Acid, 37%	X	X	X	X	C	X
Ammonium Chloride	C	X	X	C	C	X	Hydrocyanic Acid, 10%	E	X	X	E	E	X
Ammonium Hydroxide	G	X	X	E	E	C	Hydrofluoric Acid	X	X	X	X	X	X
Ammonium Nitrate	G	X	E	E	E	E	Hydrogen	E	E	E	E	E	E
Ammonium Phosphate		X		E	E	E	Hydrogen Fluoride	E	C		X	E	X
Ammonium Phosphate, Acid		C		G	E	C	Hydrogen Peroxide	E	X	C	G	E	E
Ammonium Phosphate, Neutral	C	C	X	E	E	E	Hydrogen Sulfide, Dry	C	C	C	G	C	C
Ammonium Sulfate	X	X	X	G	G	G	Hydrogen Sulfide, Wet	X	X	X	G	E	X
Asphalt	E	E	E	E	E	E	Lacquers, Lacquer Solvents	E	G	C	E	E	E
Beer	E	E	X	E	E	E	Lactic Acid	C	X	X	C	G	E
Beet Sugar Liquors	E	G	C	E	E	G	Lime, Sulfur	G	X	G	E	G	E
Benzene, Benzol	E	E	E	E	E	E	Linseed Oil	E	E	E	E	E	E
Benzine	E	E	E	E	E	E	Magnesium Chloride	X	C	C	G	X	X
Biodiesel	E	X	G	E	E	E	Magnesium Hydroxide	X	G	E	E	E	E
Borax		E	G	E	E	E	Magnesium Sulfate	C	G	G	E	E	E
Boric Acid	E	C	C	G	E	C	Mercuric Chloride	X	X	X	X	X	X
Butane, Butylene	E	E	E	E	E	E	Mercury	X	X	E	E	E	E
Butadiene	E	E	E	E	E	E	Milk	X	C	X	E	E	G
Calcium Bisulfate		X		G	E	X	Molasses	G	E	G	E	E	G
Calcium Hypochlorite	X	X	X	C	G	C	Natural Gas	E	G	E	E	E	E
Cane Sugar Liquors	E	E	E	E	E	E	Nickel Chloride	X	X	X	C	G	E
Carbon Dioxide, Dry	E	E	E	E	E	E	Nickel Sulfate	X	C	X	G	E	C
Carbon Dioxide, Wet, (AQ)	E	E	G	E	E	E	Nitric Acid	C	X	X	G	G	G
Carbon Disulfide	G	C	G	E	E	G	Oleic Acid	E	C	X	G	E	G
Carbon Tetrachloride	C	E	E	E	E	E	Oxalic Acid	X	X	X	G	E	C
Chlorine, Dry	X	X	G	G	E	G	Oxygen	E	E	E	E	E	E
Chlorine, Wet	X	C	X	X	C	X	Palmitic Acid	E	E	C	G	E	C
Chromic Acid	X	X		G	G	C	Petroleum Oils, Sour		C		E	E	C
Citric Acid	E	X	X	X	E	C	Petroleum Oils, Refined	E	E	E	E	E	E
Coke Oven Gas	G	C	E	E	E	E	Phosphoric Acid, 25%	X	X	X	C	E	C
Copper Sulfate	X	X	X	E	E	E	Phosphoric Acid, 25%-50%	X	X	X	X	G	C
Core Oils		E		E	E	E	Phosphoric Acid, 50%-85%	X	X	X	X	G	C
Cottonseed Oil	E	C	C	E	E	E	Picric Acid	C	X	X	C	E	C
Creosote	E	C	G	E	E	E	Potassium Chloride	X	E	C	G	C	C
Ethers	E	C	C	E	E	E	Potassium Hydroxide	X	X	X	E	E	E
Ethylene Glycol		G	G	E	E	E	Potassium Sulfate	E	C	G	E	E	E
Ferric Chloride	X	X	X	X	X	X	Propane	E	E		E	E	E
Ferric Sulfate	X	X	X	E	E	C	Rosin			X	E	E	E

(Continued on the following page)

## Metal/Coupling Corrosion Resistance Table (Continued)

**Key:** E = Excellent • G = Good • C = Conditional • Blank = No Data • X = Not Recommended

Chemical Or Material Conveyed	Aluminum	Brass	Carbon Steel	Stainless Steel 202, 302, 304, 308	Stainless Steel 316	Stainless Steel 410, 416, 430
Shellac	G	G		E	E	E
Sludge Acid		X		X	C	X
Soda Ash	X	C	E	E	E	E
Sodium Bicarbonate	X	C	X	E	E	E
Sodium Bisulfate	C	X	X	E	E	C
Sodium Chloride	E	E	C	G	C	E
Sodium Cyanide	X	X	G	E	E	E
Sodium Hydroxide	X	X	X	G	G	G
Sodium Hypochlorite	X	X	X	X	X	X
Sodium Metaphosphate	E	X	X	E	E	G
Sodium Nitrate	E	C	E	E	E	E
Sodium Perborate	E	C	C	E	E	E
Sodium Peroxide	E	X	X	E	E	E
Sodium Phosphate, Acid		G	G	G	E	E
Sodium Phosphate, Alkaline		C	C	E	E	E
Sodium Phosphate, Neutral		G	C	E	E	E
Sodium Silicate	X	C	E	E	E	E
Sodium Sulfate	C	G	E	E	E	E
Sodium Sulfide		X	X	E	E	E
Sodium Thiosulfate	G	X	X	E	E	E
Stearic Acid	C	C	X	G	E	G
Sulfate Liquors		X	X	E	E	E
Sulfur	C	X	X	G	E	C
Sulfur Chloride	X	X	X	X	X	X
Sulfur Dioxide, Dry	E	E	G	E	E	E
Sulfur Dioxide, Wet	C	X		G	E	X
Sulfuric Acid , 1%-50%	C	X	X	X	G	X
Sulfuric Acid, 50%-70%	X	X	X	X	C	X
Sulfuric Acid, 70%-90%	X	X	X	X	X	X
Sulfuric Acid, 90%-98%	X	X	X	X	X	X
Sulfurous Acid	X	X	X	C	G	C
Tannic Acid	X	C	X	E	E	C
Tar	E	G	E	E	E	G
Toluene, Toluol	E	E	E	E	E	E
Trichlorethylene	E	E	C	E	E	E
Turpentine	E	E	E	E	E	E
Varnish		C	X	E	E	C
Vegetable Oils	E	G	E	E	E	E
Vinegar	X	X	X	G	E	E
Water , Acid	X	X	X	E	E	G
Water, Fresh	C	E	E	E	E	E
Water, Salt	X	X	X	G	G	C
Whiskey		G	X	E	E	C
Wines		G	X	E	E	C
Xylene, Xylol	E	E	G	E	E	E
Zinc Chloride	X	X	X	C	C	X
Zinc Sulfate	C	C	X	G	E	E

## Silicone Hose and Chemical Table

**⚠WARNING!** The following data is based on tests and believed to be reliable; however, the tabulation should be used as a guide ONLY, since it does not take into consideration all variables, such as elevated temperatures, fluid contamination, concentration, etc., that may be encountered in actual use. All critical applications should be tested. Refer to the Safety & Technical Information section of this catalog for safety, handling and use information.

**Key:** E = Excellent • G = Good • C = Conditional • X = Not Recommended • I = Insufficient Data

Chemical or Material Conveyed	Rating	Chemical or Material Conveyed	Rating	Chemical or Material Conveyed	Rating	Chemical or Material Conveyed	Rating
Acetic acid, dilute, 10%	G	Carbon tetrachloride	X	Hydraulic fluids: Water glycol	E	Potassium hydroxide	C
Acetic acid glacial	C	Castor oil	E	Hydrobromic acid	X	Potassium sulfate	E
Acetic acid anhydride	I	Cellosolve acetate	X	Hydrochloric acid	X	Propane	X
Acetone	X	CFC-12	I	Hydrocyanic acid	G	Sewage	G
Acetylene	C	China wood oil, tung oil	X	Hydrofluoric acid	X	Soap solution	E
Air 68°F (20°C)	E	Chlorine, dry/wet	X	Hydrofluosilicic acid	I	Soda ash, sodium carbonate	E
Air 150°F (65°C)	E	Chlorinated solvents	X	Hydrogen gas 140°F (60°C)	C	Sodium bicarbonate, baking soda	E
Aluminum chloride 150°F (65°C)	E	Chloroacetic acid	I	Hydrogen peroxide	E	Sodium bisulfate	E
Aluminum fluoride 150°F (65°C)	G	Chlorosulfonic acid	X	Hydrogen sulfide, dry	X	Sodium chloride	E
Aluminum sulfate 150°F (65°C)	E	Chromic acid	C	Hydrogen sulfide, wet	X	Sodium cyanide	E
Alums 150°F (65°C)	E	Citric acid	E	Isobutyl alcohol	E	Sodium hydroxide to 50% at 140°F	E
Ammonia gas, anhydrous	I	Coke oven gas	G	Isopropyl alcohol	E	Sodium hypochlorite	G
Ammonia 10%water solution	E	Copper chloride 150°F (65°C)	E	Isooctane	X	Sodium metaphosphate	E
Ammonia 30%water solution	C	Copper sulfate 150°F (65°C)	E	Kerosene	X	Sodium nitrate	X
Ammonium chloride	C	Corn oil	E	Lacquers	X	Sodium perborate	G
Ammonium hydroxide	C	Cottonseed oil	E	Lacquers solvents	X	Sodium peroxide	C
Ammonium nitrate	E	Creosote, coal tar	C	Lactic acid	E	Sodium phosphate, monobasic	X
Ammonium phosphate monobasic	E	Creosote, coal tar wood	X	Linseed oil	E	Sodium phosphate, dibasic	X
Ammonium phosphate dibasic	E	Creosols, cresylic acid	I	Lubricating oil, crude	C	Sodium phosphate, tribasic	X
Ammonium phosphate tribasic	E	Dichlorobenzene	X	Lubricating oil, refined	C	Sodium silicate	E
Ammonium sulfate	E	Dichloroethylene	X	Magnesium chloride 150°F (65°C)	E	Sodium sulfite	E
Amyl acetate	X	Diesel fuel	X	Magnesium hydroxide 150°F (65°C)	G	Sodium sulfide	E
Amyl alcohol	X	Diethanolamine 20%	X	Magnesium sulfate 150°F (65°C)	E	Sodium thiosulfate, hypo	I
Aniline, Aniline oil	X	Diethylamine	G	Mercuric chloride	E	Soybean oil	E
Aniline, dyes	X	Diisopropylamine	I	Mercury	E	Stannic chloride	G
Asphalt	I	Diethylphthalate	X	Methyl alcohol, methanol	E	Steam 450°F (230°C)	I
Barium chloride 150°F (65°C)	E	Ethers	X	Methyl chloride	X	Stearic acid	E
Barium hydroxide 150°F (65°C)	E	Ethyl acetate	G	Methyl ethyl ketone	X	Sulfur	G
Barium sulfide 150°F (65°C)	E	Ethyl alcohol	E	Methyl isopropyl ketone	C	Sulfur chloride	C
Beer	E	Ethyl cellulose	C	Milk	E	Sulfur dioxide, dry	G
Beet sugar liquors	E	Ethyl chloride	C	MTBE	I	Sulfur trioxide, dry	G
Benzene, Benzol	X	Ethyl glycol	E	Mineral oils	E	Sulfuric acid, 10%	X
Benzine, petroleum ether	X	Ferric chloride 150°F (65°C)	E	Natural gas	C	Sulfuric acid, 11% - 75%	X
Benzine, petroleum naphtha	X	Ferric sulfate 150°F (65°C)	G	Nickel chloride 150°F (65°C)	E	Sulfuric acid, 76% - 95%	X
Black sulfate liquor	E	Formaldehyde	G	Nickel sulfate 150°F (65°C)	E	Sulfuric acid, fuming	X
Blast furnace gas	E	Formic acid	C	Nitric acid, crude	X	Sulfurous acid	X
Borax	G	Fuel oil	X	Nitric acid, diluted 10%	C	Tannic acid	G
Boric acid	E	Furfural	X	Nitric acid, concentrated 70%	X	Tar	G
Bromine	X	Gasoline, unleaded	X	Nitrobenzene	C	Tartaric acid	E
Butane	X	Gasoline + MTBE	X	Oleic acid	X	Toluene, Toluol	X
Butyl acetate	X	Gelatin	E	Oleum	I	Trichloroethylene	X
Butyl alcohol, Butanol	C	Glucose	E	Oxalic acid	G	Turpentine	X
Calcium bisulfate	C	Glue	E	Oxygen	X	Urea, water solution	E
Calcium chloride	E	Glycerine, glycerol	E	Palmitic acid	X	Vinegar	E
Calcium hydroxide	E	Green sulfate liquor	E	Perchlorethylene	C	Vinyl acetate	X
Calcium hypochlorite	C	HFC-134	I	Petroleum oils and crude	X	Water, acid mine	E
Caliche liquors	G	Hydraulic fluids: Petroleum	C	Petroleum oils and crude 200°F (95°C)	X	Water, fresh	E
Cane sugar liquors	E	Hydraulic fluids: Phosphate ester alkyl	X	Phosphoric acid, crude	C	Water, distilled	E
Carbolic acid, phenol	X	Hydraulic fluids: Phosphate ester aryl	X	Phosphoric acid, pure 45%	C	Whiskey and wines	E
Carbon dioxide, dry-wet	E	Hydraulic fluids: Phosphate ester blends	X	Picric acid, molten	X	Xylene, xylol	X
Carbon disulfide	X	Hydraulic fluids: Phosphate ester blends	X	Picric acid, water solution	I	Zinc chloride	E
Carbon monoxide 140°F (60°C)	E	Hydraulic fluids: Silicate ester	X	Potassium chlorite	E	Zinc sulfate	E
				Potassium cyanide	E		









# Parker Fluid Connectors Group

## North American Divisions & Distribution Service Centers

**Your complete source** for quality tube fittings, hose & hose fittings, brass & composite fittings, quick-disconnect couplings, valves and assembly tools, locally available from a worldwide network of authorized distributors.

### **Fittings:**

Available in inch and metric sizes covering SAE, BSP, DIN, GAZ, JIS and ISO thread configurations, manufactured from steel, stainless steel, brass, aluminum, nylon and thermoplastic.

### **Hose, Tubing and Bundles:**

Available in a wide variety of sizes and materials including rubber, wire-reinforced, thermoplastic, hybrid and custom compounds.

### **Worldwide Availability:**

Parker operates Fluid Connectors manufacturing locations and sales offices throughout North America, South America, Europe and Asia-Pacific.

**For information,** call toll free...

**1-800-C-PARKER**  
**(1-800-272-7537)**

## **North American Divisions**

### **Fluid System Connectors Division**

Otsego, MI  
phone 269 694 9411  
fax 269 694 4614

### **Hose Products Division**

Wickliffe, OH  
phone 440 943 5700  
fax 440 943 3129

### **Parflex Division**

Ravenna, OH  
phone 330 296 2871  
fax 330 296 8433

### **Quick Coupling Division**

Minneapolis, MN  
phone 763 544 7781  
fax 763 544 3418

### **Tube Fittings Division**

Columbus, OH  
phone 614 279 7070  
fax 614 279 7685

## **Distribution Service Centers**

### **Buena Park, CA**

phone 714 522 8840  
fax 714 994 1183

### **Conyers, GA**

phone 770 929 0330  
fax 770 929 0230

### **Louisville, KY**

phone 502 937 1322  
fax 502 937 4180

### **Portland, OR**

phone 503 283 1020  
fax 503 283 2201

### **Toledo, OH**

phone 419 878 7000  
fax 419 878 7001  
fax 419 878 7420  
(FCG Kit Operations)

### **Canada**

#### **Milton, ONT**

phone 905 693 3000  
fax 905 876 1958  
(Contact Milton for other Service Center locations.)

### **Mexico**

#### **Toluca, MEX**

phone (52) 722 2754 200  
fax (52) 722 2722 168

Parker Hannifin Corporation

### **Hose Products Division**

30240 Lakeland Boulevard  
Wickliffe, OH 44092

Customer Service:

Toll Free 866 810 HOSE (4673)  
email [indhose@parker.com](mailto:indhose@parker.com)  
[www.parker.com/hpd](http://www.parker.com/hpd)

